

|         |  |   |         |  |                                 |
|---------|--|---|---------|--|---------------------------------|
| A01-A20 |  | 精镗刀<br>Micro boring                     | A44-A58 |  | 镗头刀柄<br>Boring holder           |
| A21-A43 |  | 粗镗刀<br>Rough boring                     | A59-A70 |  | 非标刀具<br>Customized tools        |
| B08-B21 |  | HSK刀柄<br>HSK holder                     | A71-A77 |  | 技术资料<br>Technical Data          |
| B22-B45 |  | BT刀柄<br>BT holder                       | B46-B65 |  | SK刀柄<br>SK holder               |
| C01-C05 |  | 双刃铣刀体<br>Double-edged Mill              | B66-B95 |  | 刀柄配件<br>Tool Holder accessories |
| C06-C10 |  | 铝屑式铣刀头<br>Aluminum Face Mill            | C36-C38 |  | 倒角刀<br>Chamfering Cutter        |
| C11-C35 |  | 可转位铣刀杆<br>Indexable Mill                | C39-C48 |  | 可转位面铣刀<br>Indexable Face Mill   |
| D01-D27 |  | 外圆车刀<br>External turning tool           | C35/C49 |  | 玉米铣刀<br>Shell Mill              |
| D28-D72 |  | 内孔车刀<br>Internal turning tool           | C50-C55 |  | 槽铣刀<br>Side Cutter              |
| E01-E10 |  | DP高性能通用加工立铣刀<br>DP For High Performance | D63-D64 |  | 螺纹车刀<br>Threading tool          |
| E11-E31 |  | DG通用加工立铣刀<br>DG For General Purpose     | D65-D81 |  | 切屑&切槽车刀<br>Grooving tool        |
| E32-E48 |  | DH高硬度钢加工立铣刀<br>DH For Harden Material   | E49-E54 |  | DL铝加工立铣刀<br>DL For Aluminium    |
| F01-F15 |  | 技术资料<br>Technical Data                  | E55-E69 |  | 技术资料<br>Technical Data          |
| F16-F18 |  | 镗刀片<br>Boring Insert                    | F29-F42 |  | 车刀片<br>Turning Insert           |
| F19-F28 |  | 铣刀片<br>Milling Insert                   | F43     |  | 切槽车刀片<br>Grooving Insert        |
| G01-G10 |  | 通用配件<br>General Accessories             | F44-F52 |  | 螺纹车刀片<br>Threading Insert       |
| G11-G14 |  | 车刀配件<br>Accessories For Turning Tools   | G15-G17 |  | 附件<br>Accessories               |
| H01-H20 |  | 技术资料<br>Technical Data                  |         |  |                                 |

### 镗刀系列 BORING TOOLS A01-A77

### 加工中心刀柄 TOOL HOLDERS B01-B95

### 舍弃式切削刀具 MILLING CUTTERS C01-C55

### 车刀系列 TURNING TOOLS D01-D81

### 整体钨钢硬质合金立铣刀 CARBIDE END MILLS E01-E69

### 刀片 CARBIDE INSERTS F01-F52

### 周边附件 ACCESSORIES G01-G17

### 技术资料 TECHNICAL DATA H01-H20

|   |   |   |   |
|---|---|---|---|
| <p>FBH Micro-boring Tool<br/>FBH极细微调精镗刀</p>  <p>A02</p>                                  | <p>FBH Micro Back-boring Tool<br/>FBH极细微调精镗反镗刀</p>  <p>A02</p>                           | <p>FBH Micro-boring Body<br/>FBH极细微调精镗刀-精镗刀本体</p>  <p>A02</p>                      | <p>FBH Micro-boring Bar<br/>FBH精镗刀杆</p>  <p>A03</p>                                    |
| <p>Insert Holder For FBH Boring Tool<br/>FBH精镗刀片座</p>  <p>A03</p>                        | <p>DCK3-FBH32P Micro-finishing Boring Kit<br/>DCK3-FBH32P极细微调精镗孔系统</p>  <p>A04</p>       | <p>DCK4-FBH40P Micro-finishing Boring Kit<br/>DCK4-FBH40P极细微调精镗孔系统</p>  <p>A05</p> | <p>DCK5-FBH50P Micro-finishing Boring Kit<br/>DCK5-FBH50P极细微调精镗孔系统</p>  <p>A06</p>     |
| <p>DCK6-FBH63P Micro-finishing Boring Kit<br/>DCK6-FBH63P极细微调精镗孔系统</p>  <p>A07</p>       | <p>DCK6-FBH80 Micro-finishing Boring Tool<br/>DCK6-FBH80极细微调精镗孔系统</p>  <p>A08</p>        | <p>CBH Finish Boring Tool<br/>CBH微调精密镗头</p>  <p>A11</p>                            | <p>FMSCBH Large Diameter Boring Tool For Finishing<br/>FMS-CBH大径微调精密镗头</p>  <p>A12</p> |
| <p>FMX-CBH Large Diameter Boring Tool For Finishing<br/>FMX-CBH大径微调精密镗头</p>  <p>A13</p> | <p>FMX-CBH Large Diameter Boring Tool For Finishing<br/>FMX-CBH大径微调精密镗头</p>  <p>A14</p> | <p>CBHM Boring Tool For Pin Turning<br/>CBHM微调精密外镗头</p>  <p>A15</p>               | <p>CBHL Boring Tool For Pin Turning (Large Diameter)<br/>CBHL微调精密外镗头</p>  <p>A16</p>  |
| <p>DBJ10/12/16 Micro-boring Head<br/>DBJ10/12/16微调精密镗头</p>  <p>A17</p>                 | <p>DBJ10/12/16 Micro-boring Bar<br/>DBJ10/12/16微调镗头刀杆</p>  <p>A17-A18</p>              | <p>DBJ Micro-boring Tool Kit<br/>DBJ微调精镗套组</p>  <p>A18</p>                       | <p>DBJ Collet For Solid Carbide Boring Bar<br/>DBJ硬质合金镗刀杆专用筒夹</p>  <p>A19</p>        |
| <p>DT Solid Carbide Boring Bar<br/>DT硬质合金镗刀杆</p>  <p>A19</p>                           | <p>DEB Insert Holder<br/>DEB拾弃式镗头</p>  <p>A19</p>                                      | <p>NBH2084 Micro-boring Head<br/>NBH2084微调精密镗头</p>  <p>A20</p>                   | <p>DBJ20 Micro-Boring Bar<br/>DBJ20微调精密镗头刀杆</p>  <p>A20</p>                          |
| <p>NBH2084 Micro-Boring Tool Kit<br/>NBH2084微调精镗套组</p>  <p>A20</p>                     | <p>ABH Rough Boring Tool<br/>ABH分体式粗镗头</p>  <p>A21</p>                                 | <p>ABH Rough Back-boring Tool<br/>ABH反镗式粗镗头</p>  <p>A22</p>                      | <p>ABH Twin-bit Rough Boring Body<br/>ABH分体式粗镗头本体</p>  <p>A22</p>                    |
| <p>Inserts Holder For ABH Rough Boring Tool<br/>ABH粗镗刀片座</p>  <p>A23</p>               | <p>Inserts Holder For ABH Rough Back-boring Tool<br/>ABH反镗式粗镗刀片座</p>  <p>A23</p>       | <p>DBH Rough Boring Tool<br/>DBH分体式粗镗头</p>  <p>A24</p>                           | <p>Inserts Holder For DBH Rough Boring Tool<br/>DBH粗镗刀片座</p>  <p>A24</p>             |

|  |  |   |   |
|--|--|---|---|
| <p>FMS-DBH Large Diameter Rough Boring Tool<br/>FMS-DBH大径双刃粗镗头</p>  <p>A25</p>    | <p>FMX-DBH Large Diameter Rough Boring Tool<br/>FMX-DBH大径双刃粗镗头</p>  <p>A26</p>    | <p>FMX-DBH Large Diameter Rough Boring Tool<br/>FMX-DBH大径双刃粗镗头</p>  <p>A27</p>   | <p>BSA 45° Boring Holder With Square Boring Bit<br/>BSA45度粗镗孔刀柄</p>  <p>A28</p>  |
| <p>BSB 90° Boring Holder With Square Boring Bit<br/>BSB90度粗镗孔刀柄</p>  <p>A29</p>   | <p>TBS Square Boring Bit<br/>TBS舍弃式镗孔刀杆</p>  <p>A30</p>                           | <p>CBS Square Boring Bit<br/>CBS舍弃式镗孔刀杆</p>  <p>A31</p>                          | <p>SB Fixed Rough Boring Bar<br/>SB固定式粗镗刀杆</p>  <p>A32</p>                       |
| <p>MC Fixed Boring Head<br/>MC固定式粗镗头</p>  <p>A33</p>                              | <p>KSD-W Indexable Insert Drill (3xD)<br/>KSD-W舍弃式快速钻头 (3倍长)</p>  <p>A34-A35</p>  | <p>KSD-W Indexable Insert Drill (4xD)<br/>KSD-W舍弃式快速钻头 (4倍长)</p>  <p>A36-A37</p> | <p>KSD-S Indexable Insert Drill (3xD)<br/>KSD-S舍弃式快速钻头 (3倍长)</p>  <p>A38-A39</p> |
| <p>KSD-S Indexable Insert Drill (4xD)<br/>KSD-S舍弃式快速钻头 (4倍长)</p>  <p>A40-A41</p> | <p>KSD-S Indexable Insert Drill (5xD)<br/>KSD-S舍弃式快速钻头 (5倍长)</p>  <p>A42-A43</p> | <p>HSK-DCK Boring Adapter<br/>HSK-DCK镗头刀柄</p>  <p>A44-A45</p>                   | <p>BT-DCK Boring Adapter<br/>BT-DCK镗头刀柄</p>  <p>A46-A47</p>                     |
| <p>BBT-DCK Boring Adapter<br/>BBT-DCK镗头刀柄</p>  <p>A48-A49</p>                   | <p>SK-DCK Boring Adapter<br/>SK-DCK镗头刀柄</p>  <p>A50-A51</p>                     | <p>CAT-DCK Boring Adapter<br/>CAT-DCK镗头刀柄</p>  <p>A52</p>                      | <p>NBH2084 Boring Adapter<br/>NBH2084镗头刀柄</p>  <p>A52</p>                      |
| <p>FM Boring Adapter<br/>FM镗头刀柄</p>  <p>A53</p>                                 | <p>BT-SLBK Anti-Vibration Boring Holder<br/>BT-SLBK减振阻尼镗头刀柄</p>  <p>A54</p>     | <p>DCK Extension<br/>DCK等径延长接柄</p>  <p>A55</p>                                 | <p>DCK Reducer<br/>DCK异径转换接柄 (大接小)</p>  <p>A55</p>                             |
| <p>SCB Solid Carbide Boring Bar<br/>SCB硬质合金镗刀杆</p>  <p>A56</p>                  | <p>SSB-32 Boring Holder<br/>SSB-32直柄镗刀杆</p>  <p>A56</p>                         | <p>CR Chamfering Cutter<br/>CR倒角刀</p>  <p>A57</p>                              | <p>DCK Chamfering Head<br/>DCK倒角刀头</p>  <p>A58</p>                             |
| <p>MKT Boring Cartridge<br/>MKT微调精镗单元</p>  <p>A59</p>                           | <p>MAC Boring Cartridge<br/>MAC微调精镗刀座</p>  <p>A62</p>                           | <p>Inserts Holder SFC For Roughing<br/>SFC粗镗刀座</p>  <p>A64</p>                 | <p>Inserts Holder SFC For Roughing<br/>SFC粗镗刀座</p>  <p>A64</p>                 |

Inserts Holder SLC For Roughing  
SLC粗镗刀座



A64

Inserts Holder SSC For Roughing  
SSC粗镗刀座



A65

Inserts Holder SSC For Roughing  
SSC粗镗刀座



A65

HSK Blank Adapter  
HSK毛坯刀柄



A66

BT Blank Adapter  
BT毛坯刀柄



A66

SK Blank Adapter  
SK毛坯刀柄



A66

Customized Tools  
非标刀具



A67-70

Manuals Of Boring Tools  
说明书



A71-A77

HSK-A-DHP Hydraulic Chuck  
HSK-A-DHP 液压刀柄



B08-B09

HSK-A-DHP Super Slim Hydraulic Chuck  
HSK-A-DHP 超细长液压刀柄



B09

HSK-A-SF Shrink Fit Holder  
HSK-A-SF 烧结式热装刀柄 (一体式)



B10-B11

HSK-A-DSF Shrink Fit Holder  
HSK-A-DSF 烧结式热装刀柄 (分体式)



B12

HSK-A-DC Precision Slim Collet Chuck  
HSK-A-DC 小径精密筒夹刀柄



B12

HSK-A-GSK High Precision Collet Chuck  
HSK-A-GSK 高速精密筒夹刀柄



B13

HSK-A-ER Spring Collet Chuck  
HSK-A-ER 弹性筒夹刀柄



B14-B15

HSK-A-VER Split Synch Tapping Chuck  
HSK-A-VER 分体式微补偿攻牙刀柄



B15

HSK-TPG Split Rigid Tapping Chuck  
HSK-TPG 分体式刚性攻牙刀柄



B16

HSK-TPM Tapping Chuck With High Rigidity  
HSK-TPM 扭力伸缩攻牙刀柄



B17

HSK-A-HPM High-Speed Power Chuck  
HSK-A-HPM 高速强力刀柄



B17

HSK-A-HPC High-Speed Power Chuck  
HSK-A-HPC 高速强力刀柄



B18

HSK-A-SLN Side-lock Holder  
HSK-A-SLN 侧锁式刀柄



B19

HSK-A-SLNB Side-lock Holder  
HSK-A-SLNB 侧锁式刀柄



B20

HSK-A-MTA Morse Taper Adapter  
HSK-A-MTA 莫氏锥套刀柄 (钻头套筒)



B20

HSK-A-SPU Drill Chuck Holder  
HSK-A-SPU 直结式钻夹头刀柄



B21

HSK-A-FMB Face Mill Holder  
HSK-A-FMB 平面铣刀柄



B21

BT-DHP Hydraulic Chuck  
BT-DHP 液压刀柄



B22-B23

BT-DHP Short Design Hydraulic Chuck  
BT-DHP 短款液压刀柄



B24

BT-DHP Super Slim Hydraulic Chuck  
BT-DHP 超细长液压刀柄



B24

BT-SF Shrink Fit Holder  
BT-SF 烧结式热装刀柄 (一体式)



B25-B27

BT-DSF Shrink Fit Holder  
BT-DSF 烧结式热装刀柄 (分体式)



B27

BT-DC Precision Slim Collet Chuck  
BT-DC 小径精密筒夹刀柄



B28

BT-GSK High Precision Collet Chuck  
BT-GSK 高速精密筒夹刀柄



B29-B30

BT-DSK High Precision Collet Chuck  
BT-DSK 高速精密筒夹刀柄



B30-B31

BT-ER Spring Collet Chuck  
BT-ER 弹性筒夹刀柄



B32-B33

BT-VER Split Synch Tapping Chuck  
BT-VER 分体式微补偿攻牙刀柄



B33

BT-TPG Split Rigid Tapping Chuck  
BT-TPG 分体式刚性攻牙刀柄



B34

BT-TPM Tapping Chuck With High Rigidity  
BT-TPM 扭力伸缩攻牙刀柄



B34

BT-HPM High-Speed Power Chuck  
BT-HPM 高速强力刀柄



B35

BT-HPC High-speed Power Chuck  
BT-HPC 高速强力刀柄



B36

BT-MLC Power Chuck  
BT-MLC 强力刀柄



B37

BT-MLC Power Chuck Kit  
BT-MLC 强力筒夹本体套装置



B37

BT-SLN Side-lock Holder  
BT-SLN 侧锁式刀柄



B38-B39

BT-MTA Morse Taper Holder  
BT-MTA 莫氏锥套刀柄 (钻头套筒)



B40

BT-MTB Morse Taper Holder  
BT-MTB 莫氏锥套刀柄 (螺丝锁紧)



B41

BT-SPU Drill Chuck Holder  
BT-SPU 直结式钻夹头刀柄



B41

BT-FMA Face Mill Holder  
BT-FMA 平面铣刀柄 (直柄式)



B42

BT-FMB Face Mill Holder  
BT-FMB 平面铣刀柄 (直柄式)



B43

BT-FMB-BG Face Mill Holder With Extra Taper Shank  
BT-FMB-BG 平面铣刀柄 (加长斜度柄)



B44

BT-SLO Oil-feed Holder  
BT-SLO 油路刀柄



B45

CSO Reducing Sleeve  
CSO 油路刀套



B45

PB Oil-feed Holder Positioning Block  
PB 油路止动块



B45

SK-DHP Hydraulic Chuck  
SK-DHP 液压刀柄



B46-B47

SK-DHP Short Design Hydraulic Chuck  
SK-DHP 短款液压刀柄



B48

SK-DHP Super Slim Hydraulic Chuck  
SK-DHP 超细长液压刀柄



B49

SK-SF Shrink Fit Holder  
SK-SF 烧结式热装刀柄 (一体式)



B49-B51

SK-DSF Shrink Fit Holder  
SK-DSF 烧结式热装刀柄 (分体式)



B51

SK-DC Precision Slim Collet Chuck  
SK-DC 小径精密筒夹刀柄



B52

SK-GSK High Precision Collet Chuck  
SK-GSK 高速精密筒夹刀柄



B53-B54

SK-DSK High Precision Collet Chuck  
SK-DSK 高速精密筒夹刀柄



B55-B56

SK-ER Spring Collet Chuck  
SK-ER 弹性筒夹刀柄



B57-B58

SK-VER Split Synch Tapping Chuck  
SK-VER 分体式微补偿攻牙刀柄



B58

SK-TPG Split Rigid Tapping Chuck  
SK-TPG 分体式刚性攻牙刀柄



B59

SK-TPM Tapping Chuck With High Rigidity  
SK-TPM 扭力伸缩攻牙刀柄



B59

SK-HPM High-Speed Power Chuck  
SK-HPM 高速强力刀柄



B60

|  |   |   |  |
|--|---|---|--|
| SK-HPC High-Speed PowerChuck<br>SK-HPC高速强力刀柄<br>          | SK-MLC Power Chuck<br>SK-MLC强力刀柄<br>                         | SK-MLC Power Chuck Kit<br>SK-MLC强力筒夹本体套装组<br>                   | SK-SLN Side Lock Holder<br>SK-SLN侧锁式刀柄<br>                  |
| SK-MTA Morse Taper Holder<br>SK-MTA莫氏锥套刀柄 (钻头套筒)<br>      | SK-MTB Morse Taper Holder<br>SK-MTB莫氏锥套刀柄 (螺丝锁紧)<br>         | SK-SPU Drill Chuck Holder<br>SK-SPU直钻式钻夹头刀柄<br>                  | SK-FMB Face Milling Holder<br>SK-FMB平面铣刀柄<br>               |
| SK-SLO Oil-feed Holder<br>SK-SLO油路刀柄<br>                  | DSF Shrink Fit Extender<br>DSF烧结式热装延长杆<br>                   | SF Shrink Fit Extender<br>SF烧结式热装延长杆<br>                         | DC Collet Extender<br>DC小径延长杆<br>                           |
| DSK Collet Extender<br>DSK弹性筒夹延长杆<br>                     | ER Collet Extender (M-Type)<br>M型ER弹性筒夹延长杆<br>               | ER Collet Extender<br>ER弹性筒夹延长杆<br>                              | DCK-VER Split Synch Tapping Chuck<br>DCK-VER 分体式微补偿攻牙刀柄<br> |
| C-VER Split Synch Tapping Chuck<br>C-VER 分体式微补偿攻牙刀柄<br> | VER Split Synch Tapping Extender<br>VER分体式微补偿攻牙延长杆<br>     | VER-DC Split Synch Tapping Extender<br>VER-DC 分体式微补偿攻牙延长杆<br> | VER Lock(Fixed)<br>VER 锁刀座<br>                            |
| Hydraulic Collet - Flange Cooling<br>D型端面出水液压力柄转换筒夹<br> | Hydraulic Collet - Internal Cooling<br>OD型中心出水液压力柄转换筒夹<br> | DSK Precision Collet<br>DSK精密弹性筒夹<br>                         | DSK-C Sealing Precision Collet<br>DSK-C止水精密弹性筒夹<br>       |
| DSK Collet Puller<br>DSK 筒夹拆卸器<br>                      | DC Slim Collet<br>DC小径筒夹<br>                               | ER Collet<br>ER弹性筒夹<br>  | ER-C Sealing Collet<br>ER-C止水弹性筒夹<br>                     |
| TPE312 Tapping Collet<br>TPE312 攻牙筒夹<br>                | TPE1024 Tapping Collet<br>TPE1024 攻牙筒夹<br>                 | TPD316 Tapping Collet<br>TPD316 攻牙筒夹<br>                      | TPD830 Tapping Collet<br>TPD830 攻牙筒夹<br>                  |

|  |  |   |   |
|--|--|---|---|
| ER Tapping Collet<br>ER攻牙筒夹<br>                           | SC Power Collet<br>SC强力筒夹<br>                               | Clamping Nut For GSK/DSK Collet Chuck<br>GSK/DSK高速刀柄专用螺帽<br> | Clamping Nut For ER Collet Chuck<br>ER夹头螺帽<br> |
| Wrench for HSK Coolant Pipe<br>HSK冷却液接管扳手<br>             | Wrench For GSK Tool Holder<br>GSK套筒专用扳手<br>                 | Wrench For DSK Tool Holder<br>DSK专用扳手<br>                    | Wrench For ER Tool Holder<br>ER专用扳手<br>        |
| Wrench For Milling Chuck HPM<br>HPM强力弹性套筒专用扳手<br>         | Wrench For Tool Holder MLC/HPC<br>MLC/HPC强力刀柄专用扳手<br>       | Wrench For Drill Chuck SPU<br>SPU钻夹头专用扳手<br>                 | Wrench For DC Extender<br>DC延长杆专用扳手<br>        |
| HSK-CPA Coolant Pipe<br>HSK-CPA填充管<br>                    | BT Pull Stud Without Hole<br>BT螺栓拉头<br>                     | BT Pull Stud With Cooling Hole<br>BT螺栓出水拉头<br>               | SK Pull Stud With Cooling Hole<br>SK螺栓拉头<br>   |
| CAT Pull Stud With Cooling Hole<br>CAT 螺栓出水拉头<br>       | MAZAK Pull Stud<br>MAZAK螺栓拉头<br>                          | DIN2080 Pull Stud<br>DIN2080螺栓拉头<br>                       | MTB Tension Screw<br>MTB拉紧拉头<br>             |
| SF-3500 Induction Heating Machine<br>SF-3500电磁感应加热炉<br> | Tool Holder Adapter<br>刀柄底座<br>                           | Induction Head<br>底座圆筒<br>                                 | Clamp For Tools<br>铁刀弹簧卡片<br>                |
| Clamp Ring<br>卡簧钳<br>                                   | DK Tool Presetter<br>DK刀具设定仪<br>                          | Testing Bar<br>机床主轴跳动测试棒<br>                               | Adapter<br>变径转换套<br>                         |
| MFVN Indexable End Mill<br>MFVN型 90° 端铣刀<br>            | Type-MFXN Square Face Milling cutter<br>MFXN型 90° 面铣刀<br> | Type-MFVN Square Face Milling cutter<br>MFVN型 90° 面铣刀<br>  | Type-HN45 45° Face Mill<br>HN45型 45° 面铣刀<br> |

Type- SN45 45° Face Mill  
SN45型 45° 面铣刀



C05

ASR Screw-on Cutter For High-feed Milling  
ASR锁牙式大进给端铣刀头



C06

EMR Screw-on Milling Cutter  
EMR锁牙式端铣刀头



C06

TRS Screw-on Milling Cutter  
TRS锁牙式端铣刀头



C07

RCF Screw-on Ball-nose Cutter For Roughing  
RCF锁牙式球形中粗刀头



C07

BF Screw-on Ball-nose Cutter For Finishing  
BF锁牙式球形精铣刀头



C08

300R/400R Screw-on Milling Cutter  
300R/400R锁牙式清角端铣刀头



C08

AJU Screw-on Cutter For Drilling Milling  
AJU锁牙式过中心钻铣刀头



C09

R390 Screw-on Milling Cutter  
R390锁牙式端铣刀头



C09

DS Solid Carbide Holder  
DS抗振铣刀头接杆



C10

AJX High Feed Indexable Milling Tool  
AJX大进给立铣刀



C12

EXP High Feed Indexable Milling Tool  
EXP大进给立铣刀



C13

SKS High Feed Indexable Milling Tool  
SKS大进给立铣刀



C14

ASR High-feed Milling Cutter  
ASR大进给立铣刀



C15

AHJ Shoulder Milling Cutter  
AHJ清角台肩铣刀



C16-C17

JRC Indexable End Mill  
JRC舍弃式端铣刀



C18

EMR Indexable End Mill  
EMR舍弃式端铣刀



C19-C20

EMRT Indexable End Mill  
EMRT舍弃式端铣刀



C21

TRS Indexable Milling Cutter  
TRS舍弃式端铣刀



C22-C23

RCF Ball-nose Indexable Cutter For Roughing  
RCF球形中粗刀



C24

RCFL Ball-nose Indexable Cutter For Roughing  
RCFL球形中粗刀



C25

BF Ball-nose Milling Cutter For Finishing  
BF球头精加工立铣刀



C26

300R/400R High Speed Indexable End Mill  
300R/400R清角高速端铣刀



C27-C28

AJJ Cutter For Centering And Drilling  
AJJ过中心钻铣刀



C29

TCP Power Milling Cutter  
TCP强力立铣刀



C30

R390 Indexable End Mill  
R390舍弃式端铣刀



C31

ATS T-Slot Milling Cutter  
ATS-T型槽端铣刀



C32

ASL Cutter For Drilling And Milling  
ASL钻铣共用型铣刀(短刃型)



C32

ASJ Cutter For Drilling And Milling  
ASJ钻铣共用型铣刀(短刃型)



C33

SKM High-speed Milling Cutter  
SKM高速面铣刀



C33

TP Shoulder Milling Cutter  
TP舍弃式直角铣刀



C34

APE Shell Mill For Roughing  
APE粗切削端铣刀



C35

SPE Shell Mill For Roughing  
SPE粗切削端铣刀



C35

CH Indexable Cutter For Pocketing  
CH螺丝沉头孔铣刀



C36

TP30,45,60 Chamfering Cutter  
TP30度,45度,60度直柄型倒角刀



C36

EM45° Internal And External Chamfering Cutter  
EM45度内外倒角刀



C37

SSK45° Chamfering Cutter  
SSK45度舍弃式倒角刀



C37

SSP45° Cutter For Centering And Chamfering  
SSP45度定位倒角刀



C38

SB Chamfering Cutter  
SB新型倒角刀



C38

AJX High-feed Face Mill  
AJX大进给面铣刀头



C39

TXP High-feed Face Mill  
TXP大进给面铣刀头



C40

SKS High-feed Face Mill  
SKS大进给面铣刀头



C41

JRC Face Milling Cutter  
JRC圆刀刃平面铣刀头



C42

EMRW Face Milling Cutter  
EMRW圆刀刃平面铣刀头



C43

TRS Face Milling Cutter  
TRS圆刀刃平面铣刀头



C44

PE75° Face Milling Cutter  
PE75度平面铣刀头



C45

400R Square Face Mill  
400R清角平面铣刀头



C45

TP90° Square Face Mill  
TP90度直角面铣刀头



C46

TP90° Square Face Mill  
TP90度直角面铣刀头



C46

FP45° Face Mill Head  
FP45度平面铣刀头



C47

FP75° Face Mill Head  
FP75度平面铣刀头



C47

SE45° High-speed Face Mill  
SE45度高速平面铣刀头



C48

AMC Shell Mill For Roughing  
AMC壳式粗切削端铣刀



C49

PMC Shell Cutter For Roughing  
PMC壳式粗切削端铣刀



C49

TDC Slot Milling Cutter  
TDC槽铣刀



C50

TDCW Slot Milling Cutter  
TDCW槽铣刀



C51

GDC Indexable Side Cutter For Slotting  
GDC舍弃式侧铣刀



C52

SDC Indexable Side Cutter For Slotting  
SDC舍弃式侧铣刀



C53

CDC Indexable Side Cutter For Slotting  
CDC舍弃式侧铣刀



C54

WDC Indexable Side Cutter For Slotting  
WDC舍弃式侧铣刀



C55

MCLNR/L



D01

MCBNR/L




D01

MCKNR/L



D02

MCGNR/L



D02





DG4-GE / Square / Standard / 4 Flutes  
DG4-GE四刃直柄平头立铣刀



E18

DG4-GEL / Square / Long / 4 Flutes  
DG4-GEL四刃直柄长柄平头立铣刀



E19

DG6-E / Square / Standard / 6 Flutes  
DG6-E六刃直柄平头立铣刀



E20

DG6-EL / Square / Long / 6 Flutes  
DG6-EL六刃直柄长柄平头立铣刀



E21

DG2-B / Ball / Standard / 2 Flutes  
DG2-B两刃直柄球头立铣刀



E22

DG2-BL / Ball / Long / 2 Flutes  
DG2-BL两刃直柄长柄球头立铣刀



E23

DG2-BP / Ball / Long Neck / Short Flute / 2 Flutes  
DG2-BP两刃直柄长颈短刃球头立铣刀



E24-E25

DG4-B / Ball / Standard / 4 Flutes  
DG4-B四刃直柄球头立铣刀



E26

DG4-BL / Ball / Long / 4 Flutes  
DG4-BL四刃直柄长柄球头立铣刀



E27

DG2-R / Corner Radius / Standard / 2 Flutes  
DG2-R两刃直柄圆弧立铣刀



E28

DG4-R / Corner Radius / Standard / 4 Flutes  
DG4-R四刃直柄圆弧立铣刀



E29

DG4-RL / Corner Radius / Long / 4 Flutes  
DG4-RL四刃直柄长柄圆弧立铣刀



E30

DG4-W / Square / Standard / 4 Flutes / Waving  
DG4-W四刃直柄平头波形刃立铣刀



E31

DH2-E / Square / Standard / 2 Flutes  
DH2-E两刃直柄平头立铣刀



E32

DH2-ES / Square / Micro / 2 Flutes  
DH2-ES两刃直柄微小径平头立铣刀



E33

DH2-EP / Square / Long Neck / Short Flute / 2 Flutes  
DH2-EP两刃直柄长颈短刃平头立铣刀



E34-E35

DH4-E / Square / Standard / 4 Flutes  
DH4-E四刃直柄平头立铣刀



E36

DH4-EL / Square / Long / 4 Flutes  
DH4-EL四刃直柄长柄平头立铣刀



E37

DH6-E / Square / Standard / 6 Flutes  
DH6-E六刃直柄平头立铣刀



E38

DH6-EL / Square / Long / 6 Flutes  
DH6-EL六刃直柄长柄平头立铣刀



E39

DH2-B / Ball / Standard / 2 Flutes  
DH2-B两刃直柄球头立铣刀



E40

DH2-BL / Ball / Long / 2 Flutes  
DH2-BL两刃直柄长柄球头立铣刀



E41

DH2-BP / Ball / Long Neck / Short Flute / 2 Flutes  
DH2-BP两刃直柄长颈短刃球头立铣刀



E42-E43

DH2-BS / Ball / Micro / 2 Flutes  
DH2-BS两刃直柄微小径球头立铣刀



E44

DH4-B / Ball / Standard / 4 Flutes  
DH4-B四刃直柄球头立铣刀



E45

DH4-R / Corner Radius / Standard / 4 Flutes  
DH4-R四刃直柄圆弧立铣刀



E46

DH4-RF / Corner Radius / Short Flute / 4 Flutes  
DH4-RF四刃直柄短刃圆弧立铣刀



E47

DH4-RP / Corner Radius / Long Neck / Short Flute / 4 Flutes  
DH4-RP四刃直柄长颈短刃圆弧立铣刀



E48

DL2-E / Square / Standard / 2 Flutes  
DL2-E两刃直柄平头立铣刀



E49

DL2-EL / Square / Long / 2 Flutes  
DL2-EL两刃直柄长柄平头立铣刀



E50

DL3-E / Square / Standard / 3 Flutes  
DL3-E三刃直柄平头立铣刀



E51

DL3-EL / Square / Long / 3 Flutes  
DL3-EL三刃直柄长柄平头立铣刀



E52

DL2-B / Ball / Standard / 2 Flutes  
DL2-B两刃直柄球头立铣刀



E53

DL3-W / Square / Standard / 3 Flutes / Waving  
DL3-W三刃直柄平头波形立铣刀



E54

TBGT\*\*\*\*\*L



F16

TPGH\*\*\*\*\*L



F16

TPGX\*\*\*\*\*



F16

TCMT\*\*\*\*\*HF



F17

TCMT\*\*\*\*\*HF



F17

CCMT\*\*\*\*\*HM



F17

CCMT\*\*\*\*\*HR



F17

CCGX\*\*\*\*\*AL



F17

WCMX\*\*\*\*\*DT



F18

WCMX\*\*\*\*\*



F18

WCGT\*\*\*\*\*TM



F18

SPMT\*\*\*\*\*EM



F18

WNGLD80608N-GM



F19

XNMXD40308-GM



F19

HNGX0907ANSN-R



F19

SNMX1205ATN



F19

WPKW\*\*\*\*\*



F20

WDMW\*\*\*\*\*ZTR



F20

EPMT0603TN



F20

RCET\*\*\*\*MO



F21

RCKT\*\*\*\*MO\*



F21

RCKT\*\*\*\*MOR



F21

RPEW\*\*\*\*MO



F21

RPKW\*\*\*\*MO



F21

RPMT\*\*\*\*MOE-JS



F21

RDMT\*\*\*\*MOTN



F22

APKT\*\*\*\*\*PDR-G2





F22

APMT\*\*\*\*PDER-M2



F22



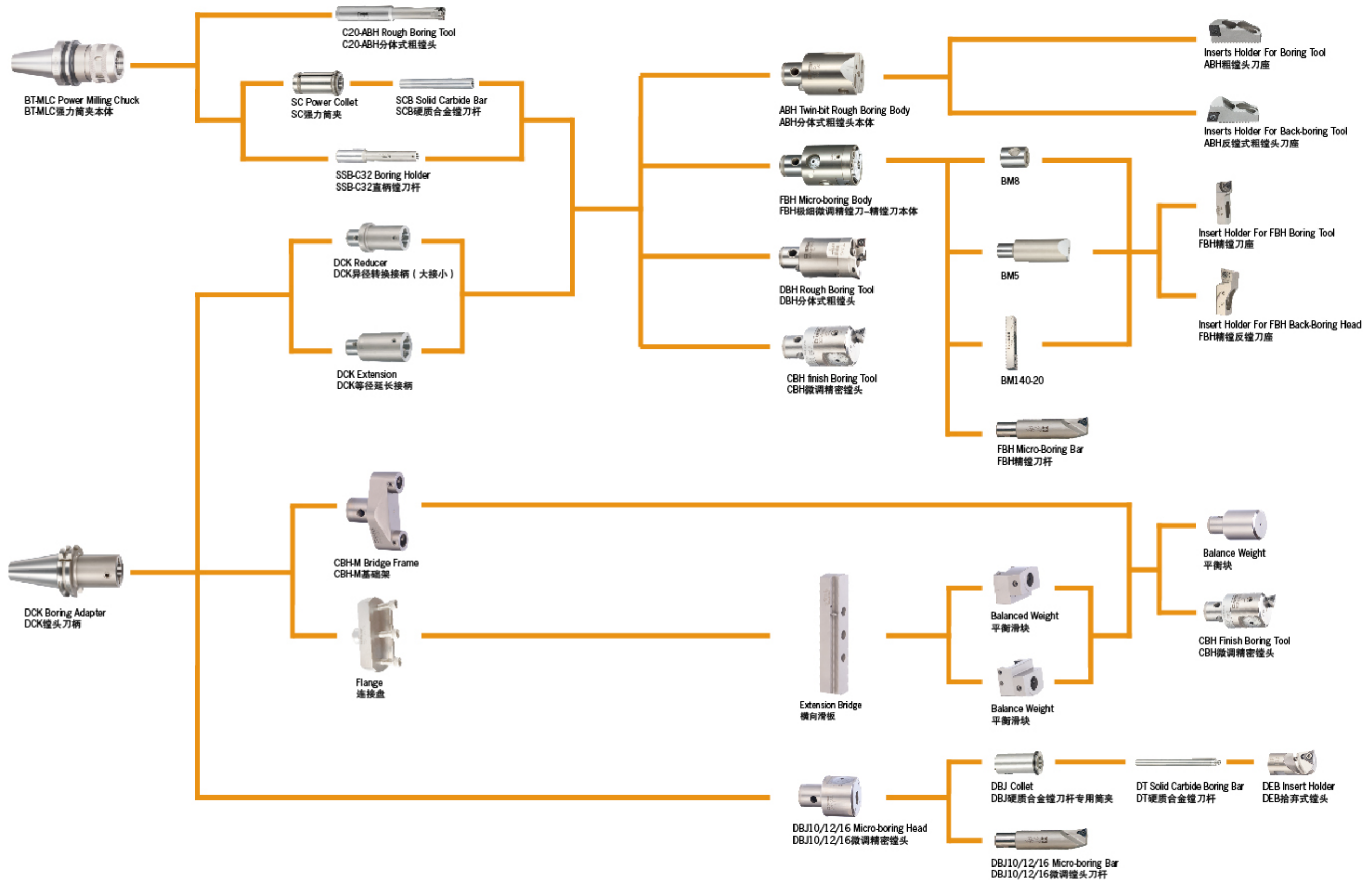


|   |  |   |  |
|---|--|---|--|
| SCGX*****-AL<br><br>F40                  | TCMT*****-HF<br><br>F41                                       | TCMT*****-HM<br><br>F41                | TCGX*****-AL<br><br>F41                       |
| VBMT*****<br><br>F42                     | VBMT*****-MI<br><br>F42                                       | VCMT*****<br><br>F42                   | MGMN***-G<br><br>F43                          |
| ZTED****-MG<br><br>F43                   | MGMN***-M<br><br>F43  | **ER*60/**EL*60<br><br>F44             | **R*60/**IL*60<br><br>F44                     |
| **ER*55/**EL*55<br><br>F45               | **R*55/**IL*55<br><br>F45                                     | **ER*150/**EL*150<br><br>F46           | **R*150/**IL*150<br><br>F47                   |
| **ER**UN/**EL**UN<br><br>F48           | **R**UN/**IL**UN<br><br>F49                                 | **ER**W/**EL**W<br><br>F50           | **R**W/**IL**W<br><br>F51                   |
| **ER**TR/**EL**TR<br><br>F52           | **R**TR/**IL**TR<br><br>F52                                 |   |  |
| Insert Screw<br>刀片螺钉<br>G01-G02<br>     | Insert Screw for CBH Insert Holder<br>CBH刀片座锁紧螺钉<br>G02<br> | Locking Screw<br>内六角螺钉<br>G03<br>   | Locking Screw<br>紧定螺钉<br>G04<br>            |
| Locking Screw<br>专用内六角螺钉<br>G05-G06<br> | For DC Slim Collet Chuck<br>止动螺母<br>G07<br>                 | For Face Mill Arbor<br>键销<br>G07<br> | Washer For Face Mill Arbor<br>垫圈<br>G07<br> |

|  |   |  |  |
|--|---|--|--|
| Adjusting Screw<br>调整螺钉<br>G08<br>                          | For FBH Tools<br>过渡螺母<br>G08<br>                             | Washer For ABH/DBH Boring Tool<br>垫片<br>G08<br>   | Insert Seat / Clamp<br>刀片座/压板<br>G09<br>                  |
| Wrench For MKT Boring Tool<br>MKT专用扳手<br>G09<br>            | Wrench - Flag<br>旗形星形扳手<br>G10<br>                           | Wrench - T<br>T形扳手<br>G10<br>                     | Wrench - Star<br>直柄星形扳手<br>G10<br>                        |
| Allen Key<br>L形扳手<br>G10<br>                                | O Ring<br>O形圈<br>G11<br>                                     | Block Nut<br>限位螺母<br>G11<br>                      | Stop Pin<br>限位销<br>G11<br>                                |
| Block Pin<br>挡销<br>G11<br>                                  | Shim For Turning Tool Holder<br>车刀刀垫<br>G12<br>             | Clamp For Turning Tool Holder<br>车刀压板<br>G12<br> | Clamp Screw For Turning Tool Holder<br>车刀压板螺钉<br>G13<br> |
| Center Screw For Turning Tool Holder<br>车刀中心螺钉<br>G13<br> | C Ring For W-type Turning Tool Holders<br>C形环<br>G13<br>   | Spring For GTBR Grooving Tools<br>弹簧<br>G13<br> | Screw For Turning Tool Holder<br>车刀螺钉<br>G14<br>        |
| Z-Axial Zero Setter<br>Z-量表式Z轴设定器<br>G15<br>              | Z-Axial Zero Setter (Magnetic)<br>Z-量表式Z轴设定器附磁性<br>G15<br> | 3D-Master<br>三轴 (3D) 设定器<br>G15<br>             | Titanium Coating Edge Finder<br>镀钛号边器<br>G16<br>        |
| Ceramic Edge Finder<br>陶瓷号边器<br>G16<br>                   | Electronic Edge Sensor<br>光电式号边器<br>G16<br>                | Spindle Cleaner<br>清洁棒<br>G16<br>               | Tool Lock (Fixed)<br>立卧式锁刀座<br>G17<br>                  |
| Tool Lock (Multi-Direction)<br>万向式锁刀座<br>G17<br>          | Trolley For Tool Holder<br>刀库车<br>G17<br>                  | Tooling Sheath<br>刀柄座<br>G17<br>                |  |

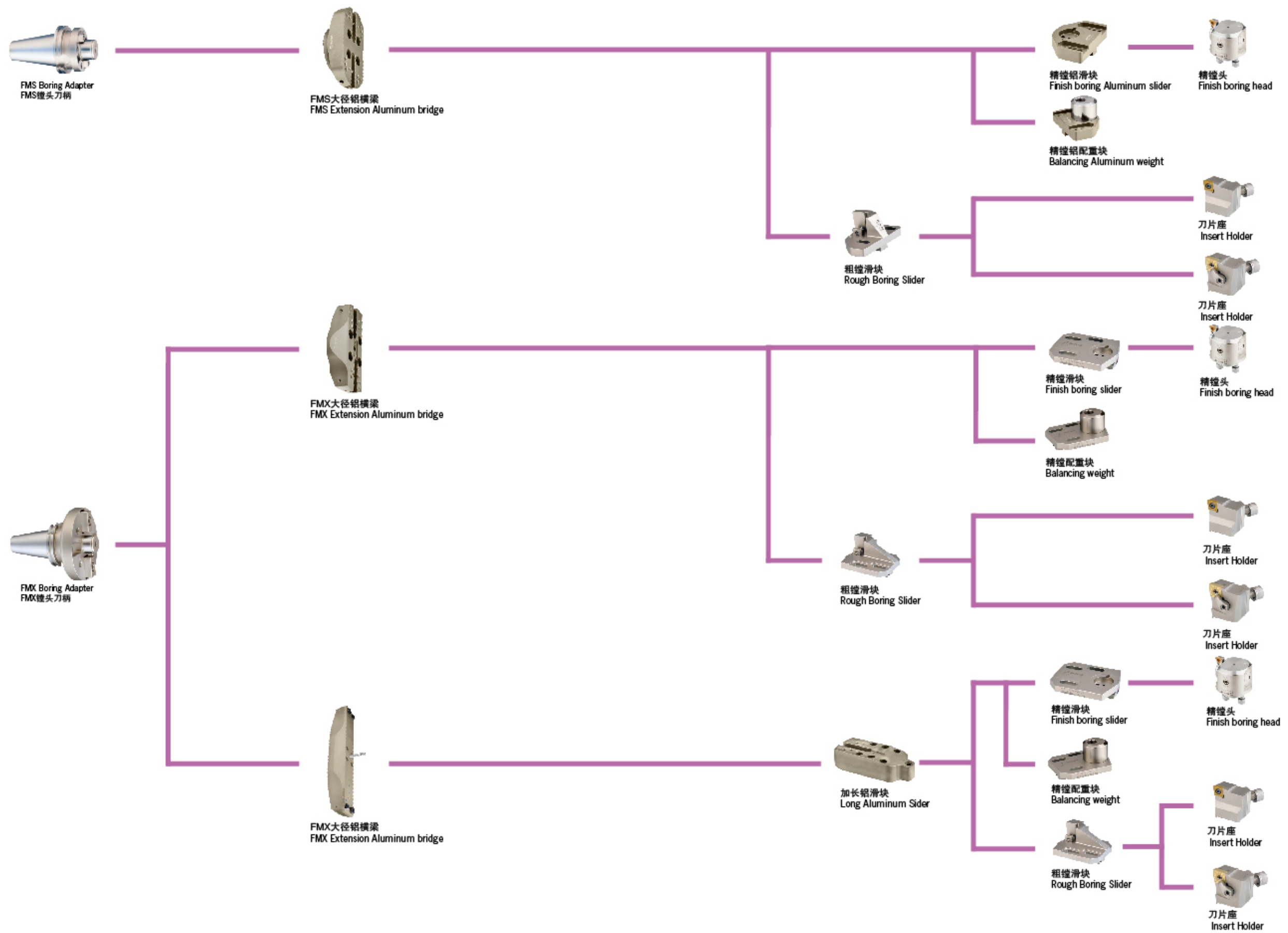
# DCK Modular Boring System

## DCK镗刀组合系统



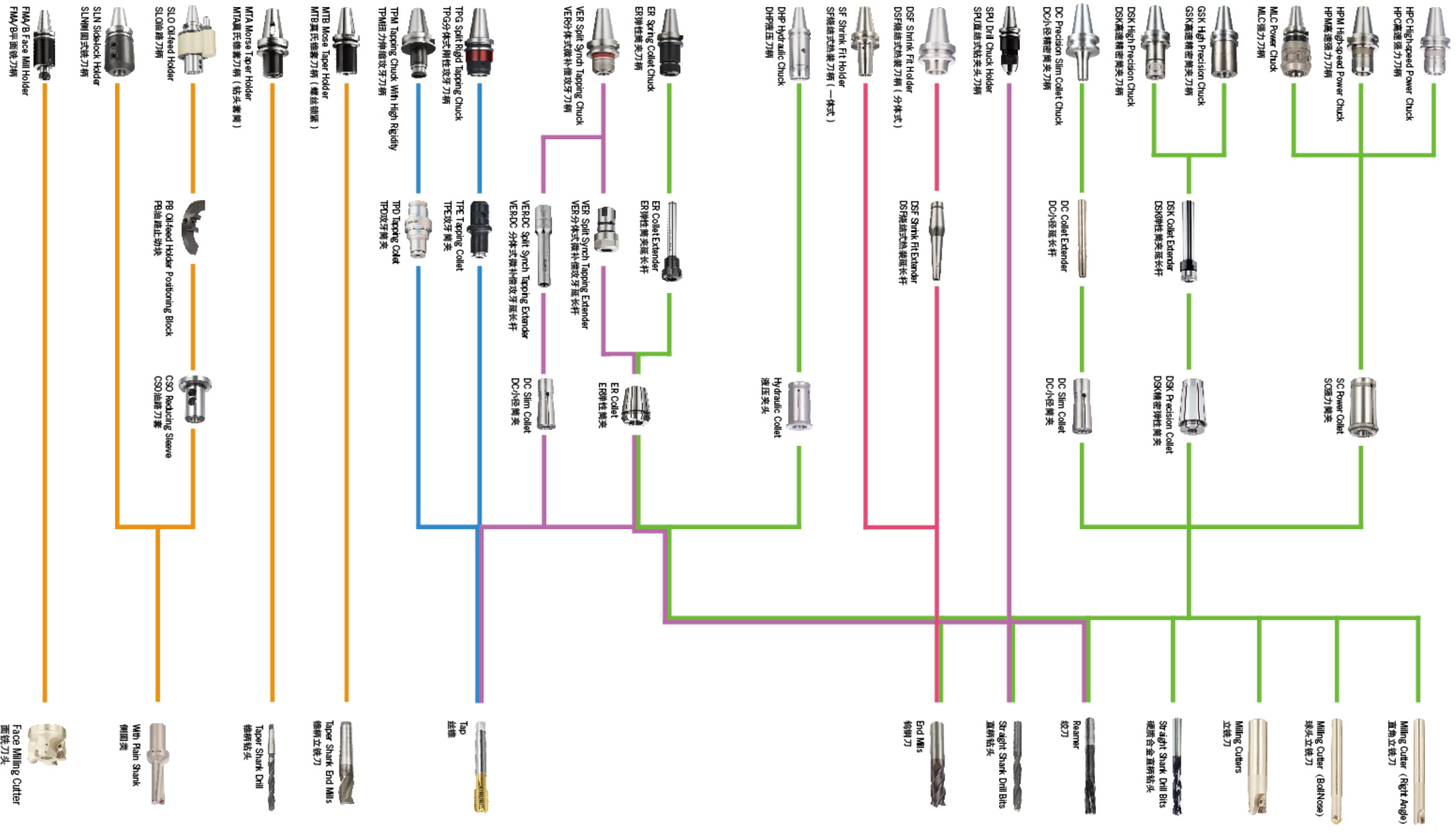
# FM Modular Boring System

## FM镗刀组合系统



# Tooling Arrangement Plan

## 工具系统配置图





# FBH

## FBH Micro Boring Tools - Characteristics FBH 极细微调精镗刀特别介绍

- 真正微米级超精密镗头，可调单位精度为直径0.002mm。
  - 每款镗头本体可搭配精镗刀片座，精镗刀杆或反镗刀片座，以满足不同加工形态。
  - 刀片座刀片安装为3度切入角，在盲孔加工时可有效清角。
  - 刀片座与本体采用齿状贴合，有效提高镗头的刚性与加工性能。
  - DCK-FBH精密镗头均具备内冷功能，可有较提高表面粗糙度，延长刀片使用寿命。
- Adjustment precision 0.002 mm on diameter.
  - One boring head with cartridge or boring bar can be used for boring and back boring.
  - Standard insert holder for inserts with lead angle 3°, for a better working performance during blind hole boring.
  - The extensive area serrated with connection between cartridge and boring head provides higher tool rigidity and working performance.
  - All DCK-FBH fine boring tools are with internal cooling design, which increases the surface finish and inserts tool life.

## FBH Back Boring Instructions FBH 极细微调精镗刀反镗说明

反镗加工需满足条件:

$$C > (D+d) / 2$$

D: 反镗加工孔直径 d: 镗头本体直径 C: 最小过孔直径

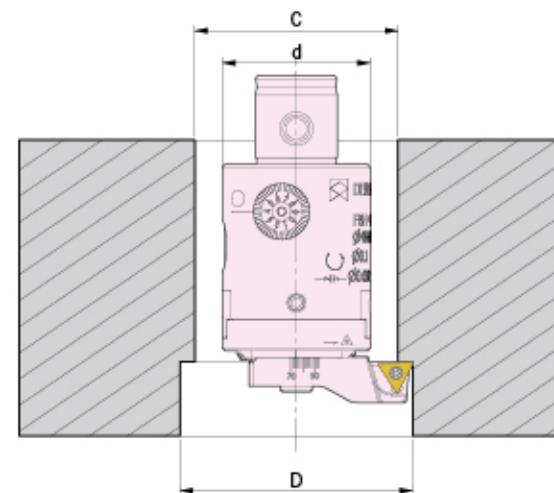
In order to check the feasibility of the back boring operation and to select the best possible tool combination, these values can be calculated as follows:

$$C > (D+d) / 2$$

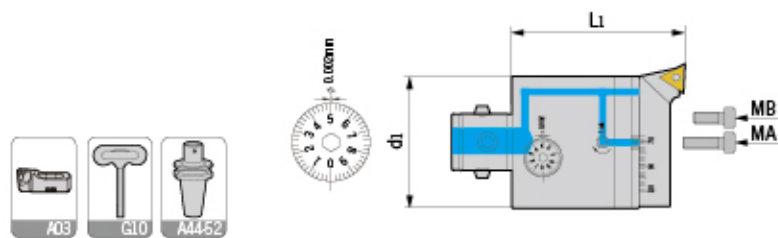
C: Minimum entry bore diameter

D: Back bore diameter

d: Diameter of tool body

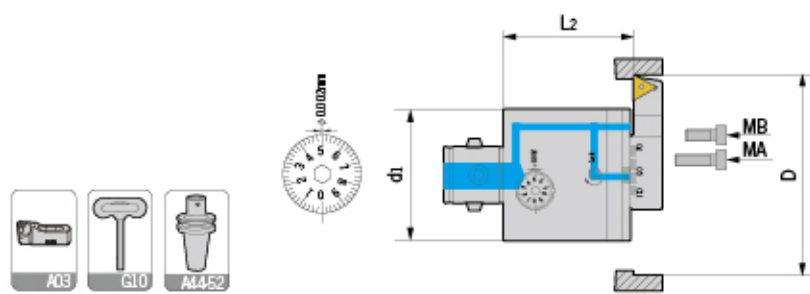


## FBH Micro-boring Tool FBH 极细微调精镗刀



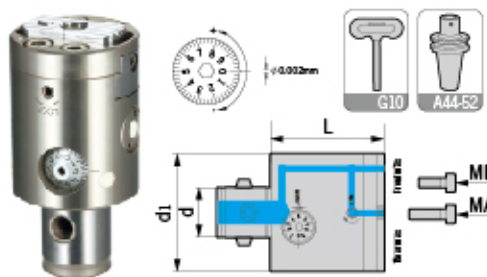
| 型号<br>Specification | d1 | L1  | 镗孔范围<br>Boring range | 组合刀柄<br>Adapter size | 精镗刀座<br>Cartridge | 微调锁紧螺钉<br>Adjusting screw | T型扳手<br>Wrench | 重量<br>Weight |
|---------------------|----|-----|----------------------|----------------------|-------------------|---------------------------|----------------|--------------|
| DCK2-FBH25-M        | 25 | 55  | 29-38                | DCK2                 | MLTP2938          | M040U050-D                | T02            | 0.15         |
| DCK3-FBH32-M        | 32 | 65  | 36-52                | DCK3                 | MLTP3652          | M040U060-D                | T02            | 0.33         |
| DCK4-FBH40-M        | 40 | 65  | 48-68                | DCK4                 | MLTP4868          | M050U080-D                | T025           | 0.53         |
| DCK5-FBH50-BM       | 50 | 82  | 57-80                | DCK5                 | MLTP5780          | M060U080-D                | T03            | 1.02         |
| DCK6-FBH63-BMA      | 64 | 82  | 70-110               | DCK6                 | MLTP70110         | M060U120-D                | T03            | 1.70         |
| DCK6-FBH80-BMB      | 80 | 101 | 110-150              | DCK6                 | MLTP110150        | M060U200-D                | T03            | 3.50         |

## FBH Micro Back-boring Tool FBH 极细微调精镗反镗刀



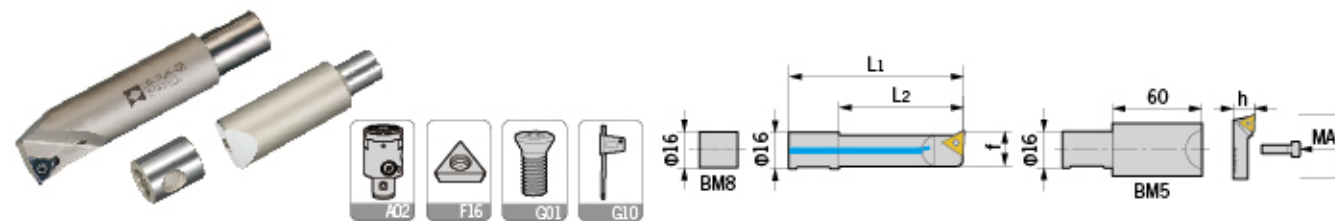
| 型号<br>Specification | d1 | L2   | 镗孔范围<br>Boring range | 组合刀柄<br>Adapter size | 精镗刀座<br>Cartridge | 微调锁紧螺钉<br>Adjusting screw | T型扳手<br>Wrench | 重量<br>Weight |
|---------------------|----|------|----------------------|----------------------|-------------------|---------------------------|----------------|--------------|
| DCK2-FBH25-MK       | 25 | 44   | 29-38                | DCK2                 | MRTP2938          | M040U050-D                | T02            | 0.13         |
| DCK3-FBH32-MK       | 32 | 53.5 | 36-52                | DCK3                 | MRTP3652          | M040U060-D                | T02            | 0.30         |
| DCK4-FBH40-MK       | 40 | 53.5 | 48-68                | DCK4                 | MRTP4868          | M050U080-D                | T025           | 0.50         |
| DCK5-FBH50-BMK      | 50 | 63   | 57-80                | DCK5                 | MRTP5780          | M060U080-D                | T03            | 1.00         |
| DCK6-FBH63-BMKA     | 64 | 63   | 70-110               | DCK6                 | MRTP70110         | M060U120-D                | T03            | 1.50         |
| DCK6-FBH80-BMKB     | 80 | 81   | 110-150              | DCK6                 | MRTP110150        | M060U200-D                | T03            | 3.30         |

## FBH Micro-boring Head FBH 极细微调精镗刀-精镗刀本体



| 型号<br>Specification | d1 | L  | Front | Rear | BM | MA Bolt | MB Bolt    | L型扳手<br>Wrench | 重量<br>Weight |      |
|---------------------|----|----|-------|------|----|---------|------------|----------------|--------------|------|
| DCK2-FBH25          | 14 | 25 | 43    | 1    | 1  | BM6     | E050U160-D | -              | L04          | 0.10 |
| DCK3-FBH32          | 18 | 32 | 53    | 1    | 1  | BM7     | E050U160-D | -              | L04          | 0.31 |
| DCK4-FBH40          | 22 | 40 | 53    | 2    | 2  | BM7     | E050U160-D | -              | L04          | 0.50 |
| DCK5-FBH50          | 28 | 50 | 63    | 2    | 2  | BM8     | E100U250-D | -              | L08          | 0.93 |
| DCK6-FBH63          | 36 | 64 | 63    | 2    | 2  | BM8     | E100U250-D | -              | L08          | 1.56 |
| DCK6-FBH80          | 36 | 80 | 80    | 4    | 4  | BM8     | E100U250-D | E100U160-D     | L08          | 2.91 |

## FBH Micro-boring Bar FBH 精镗刀杆



| 型号<br>Specification | L1                               | L2   | 镗孔范围<br>Boring range | 组合镗头<br>Boring body | 刀片<br>Insert | 刀片螺钉<br>Insert screw | 旗形扳手<br>Wrench | 重量<br>Weight |
|---------------------|----------------------------------|------|----------------------|---------------------|--------------|----------------------|----------------|--------------|
| DR 1606-21          | 56                               | 34   | 6-9                  |                     | WBGTO601..L  | M020W040             | Q06            | 0.04         |
| 1608-28             | 63                               | 41   | 8-11                 |                     | TBGT0601..L  | M020W040             | Q06            | 0.04         |
| 1610-35             | 63                               | 41   | 10-13                | DCK5-FBH50          | TBGT0601..L  | M020W040             | Q06            | 0.05         |
| 1612-42             | 73                               | 51   | 12-15                | DCK6-FBH63          | TPGH0902..L  | M025W060             | Q08            | 0.06         |
| 1614-50             | 78.5                             | 56.5 | 14-17                | DCK6-FBH80          | TPGH0902..L  | M025W060             | Q08            | 0.08         |
| 1616-60             | 88                               | 66   | 16-20                |                     | TPGH0902..L  | M025W060             | Q08            | 0.11         |
| 1620-65             | 92                               | 70   | 20-24                |                     | TPGH1103..L  | M030W070             | Q08            | 0.16         |
| 1624-68             | 95                               | 73   | 24-28                |                     | TPGH1103..L  | M030W070             | Q08            | 0.20         |
| BM5                 | 60+MLTP2938orMLTP3652orMLTP4868  |      |                      |                     |              | E050U160-D           | -              | 0.25         |
| BM8                 | +MLTP5780orMLTP70110orMLIP110150 |      |                      |                     |              | E100U250-D           | -              | 0.04         |

适用 Suitable: 德克、京瓷或住友刀片 DEREK、KYOCERA Or SUMITOMO Insert

## Cartridge for FBH Boring Tool FBH 精镗刀片座



| 型号<br>Specification | h  | f   | 镗孔范围<br>Boring range | 组合镗头<br>Boring head | 刀片<br>Insert | 刀片螺钉<br>Insert screw | 旗形扳手<br>Wrench | 重量<br>Weight |
|---------------------|----|-----|----------------------|---------------------|--------------|----------------------|----------------|--------------|
| MLTP 2938           | 11 | 27  | 29-38                | DCK2-FBH25          | TPGH0902..L  | M025W050             | Q08            | 0.01         |
| 3652                | 13 | 35  | 36-52                | DCK3-FBH32          | TPGH0902..L  | M025W060             | Q08            | 0.02         |
| 4868                | 13 | 43  | 48-68                | DCK4-FBH40          | TPGH0902..L  | M025W060             | Q08            | 0.03         |
| 5780                | 20 | 54  | 57-80                | DCK5-FBH50          | TPGH1103..L  | M030W070             | Q08            | 0.09         |
| 70110               | 20 | 66  | 70-110               | DCK6-FBH63          | TPGH1103..L  | M030W070             | Q08            | 0.14         |
| 110150              | 20 | 106 | 110-150              | DCK6-FBH80          | TPGH1103..L  | M030W070             | Q08            | 0.25         |

适用 Suitable: 德克、京瓷或住友刀片 DEREK、KYOCERA Or SUMITOMO Insert

## Cartridge for FBH Back-boring Tool FBH 精镗反镗刀片座

| 型号<br>Specification | a  | ha | f   | 镗孔范围<br>Boring range | 组合镗头<br>Boring head | 刀片<br>Insert | 刀片螺钉<br>Insert screw | 旗形扳手<br>Wrench | 重量<br>Weight |
|---------------------|----|----|-----|----------------------|---------------------|--------------|----------------------|----------------|--------------|
| MRTP 2938           | 6  | 11 | 27  | 29-38                | DCK2-FBH25          | TPGH0902..R  | M025W050             | Q08            | 0.01         |
| 3652                | 10 | 11 | 35  | 36-52                | DCK3-FBH32          | TPGH0902..R  | M025W060             | Q08            | 0.02         |
| 4868                | 12 | 11 | 43  | 48-68                | DCK4-FBH40          | TPGH0902..R  | M025W060             | Q08            | 0.03         |
| 5780                | 14 | 15 | 54  | 57-80                | DCK5-FBH50          | TPGH1103..R  | M030W070             | Q08            | 0.08         |
| 70110               | 16 | 15 | 66  | 70-110               | DCK6-FBH63          | TPGH1103..R  | M030W070             | Q08            | 0.12         |
| 110150              | 25 | 15 | 106 | 110-150              | DCK6-FBH80          | TPGH1103..R  | M030W070             | Q08            | 0.19         |

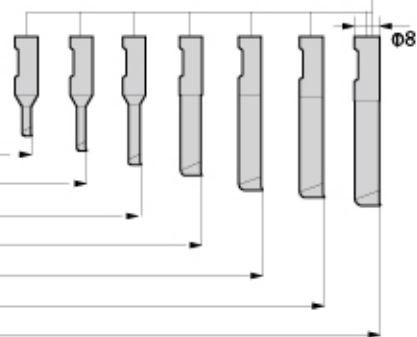
适用 Suitable: 德克、京瓷或住友刀片 DEREK、KYOCERA Or SUMITOMO Insert

## DCK3-FBH32P Micro-finishing Boring Kit DCK3-FBH32P 极细微调精镗孔系统



| 型号<br>Specification | L1 | 镗孔范围<br>Boring range | 组合刀柄<br>Adapter size | 重量<br>Weight |
|---------------------|----|----------------------|----------------------|--------------|
| HSK63A-DCK3-FBH32P  | 80 | 2-9                  | HSK63ADCK3-80        | 1.50         |
| BT30-DCK3-FBH32P    | 80 | 2-9                  | BT30-DCK3-80         | 1.02         |
| BT40-DCK3-FBH32P    | 80 | 2-9                  | BT40-DCK3-80         | 1.61         |
| SK40-DCK3-FBH32P    | 80 | 2-9                  | SK40-DCK3-80         | 1.61         |

| 精镗孔刀杆<br>Boring bar | 镗孔范围<br>Boring range | 深度<br>DM | 重量<br>Weight |
|---------------------|----------------------|----------|--------------|
| CA 0802-10          | 2-3.2                | 10       | 0.03         |
| 0803-16             | 3-4.2                | 16       | 0.03         |
| 0804-22             | 4-5.2                | 22       | 0.03         |
| 0805-28             | 5-6.2                | 28       | 0.04         |
| 0806-32             | 6-7.2                | 32       | 0.04         |
| 0807-37             | 7-8.2                | 37       | 0.04         |
| 0808-42             | 8-9.2                | 42       | 0.05         |

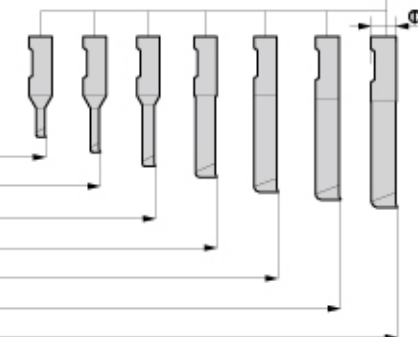


## DCK4-FBH40P Micro-finishing Boring Kit DCK4-FBH40P 极细微调精镗孔系统




| 型号<br>Specification | L1 | 镗孔范围<br>Boring range | 组合刀柄<br>Adapter size | 重量<br>Weight |
|---------------------|----|----------------------|----------------------|--------------|
| HSK63A-DCK4-FBH40P  | 70 | 2-9                  | HSK63ADCK4-70        | 2.50         |
| BT30-DCK4-FBH40P    | 70 | 2-9                  | BT30-DCK4-70         | 1.21         |
| BT40-DCK4-FBH40P    | 70 | 2-9                  | BT40-DCK4-70         | 1.61         |
| SK40-DCK4-FBH40P    | 70 | 2-9                  | SK40-DCK4-70         | 1.61         |

| 精镗孔刀杆<br>Boring bar | 镗孔范围<br>Boring range | 深度<br>DM | 重量<br>Weight |
|---------------------|----------------------|----------|--------------|
| CA 0802-10          | 2-3.2                | 10       | 0.03         |
| 0803-16             | 3-4.2                | 16       | 0.03         |
| 0804-22             | 4-5.2                | 22       | 0.03         |
| 0805-28             | 5-6.2                | 28       | 0.04         |
| 0806-32             | 6-7.2                | 32       | 0.04         |
| 0807-37             | 7-8.2                | 37       | 0.04         |
| 0808-42             | 8-9.2                | 42       | 0.05         |





## DCK5-FBH50P Micro-finishing Boring Kit DCK5-FBH50P 极细微调精镗孔系统

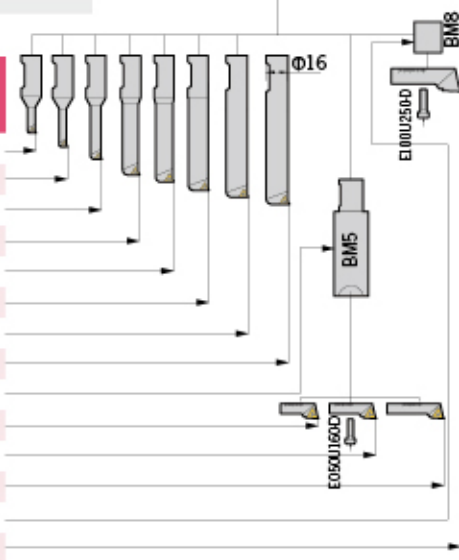


| 型号<br>Specification | 镗孔范围<br>L1 Boring range | 组合刀柄<br>Adapter size | BM侧面锁紧螺钉<br>BM Locking screw | L型扳手<br>Wrench | 重量<br>Weight |      |
|---------------------|-------------------------|----------------------|------------------------------|----------------|--------------|------|
| HSK63A-DCK5-FBH50P  | 80                      | 6-80                 | HSK63A-DCK5-80               | M100U160-90-D  | L05          | 4.02 |
| BT30-DCK5-FBH50P    | 70                      | 6-80                 | BT30-DCK5-70                 | M100U160-90-D  | L05          | 2.90 |
| BT40-DCK5-FBH50P    | 80                      | 6-80                 | BT40-DCK5-80                 | M100U160-90-D  | L05          | 3.54 |
| BT50-DCK5-FBH50P    | 90                      | 6-80                 | BT50-DCK5-90                 | M100U160-90-D  | L05          | 6.32 |
| SK40-DCK5-FBH50P    | 80                      | 6-80                 | SK40-DCK5-80                 | M100U160-90-D  | L05          | 3.54 |
| SK50-DCK5-FBH50P    | 90                      | 6-80                 | SK50-DCK5-90                 | M100U160-90-D  | L05          | 6.32 |


注：用户可选配HSK50A、HSK100A镗刀柄组合  
Notice: Boring adapter HSK50A and HSK100A available on request.

| 精镗孔刀杆<br>Boring bar | 镗孔范围<br>Boring range                | 深度<br>DM | 刀片<br>Insert | 重量<br>Weight |
|---------------------|-------------------------------------|----------|--------------|--------------|
| DR1606-21           | 6-9                                 | 21       | WBG0601..L   | 0.04         |
| DR1608-28           | 8-11                                | 28       | TBGT0601..L  | 0.04         |
| DR1610-35           | 10-13                               | 35       | TBGT0601..L  | 0.05         |
| DR1612-42           | 12-15                               | 42       | TPGH0902..L  | 0.06         |
| DR1614-50           | 14-17                               | 50       | TPGH0902..L  | 0.07         |
| DR1616-60           | 16-20                               | 60       | TPGH0902..L  | 0.09         |
| DR1620-65           | 20-24                               | 65       | TPGH1103..L  | 0.11         |
| DR1624-68           | 24-28                               | 68       | TPGH1103..L  | 0.12         |
| BM5                 | 60+MLTP2938 or MLTP3652 or MLTP4868 |          |              | 0.25         |
| MLTP2938            | 28-38                               | +11      | TPGH0902..L  | 0.01         |
| MLTP3652            | 36-52                               | +13      | TPGH0902..L  | 0.02         |
| MLTP4868            | 48-68                               | +13      | TPGH0902..L  | 0.03         |
| BM8                 | +MLTP5780                           |          |              | 0.03         |
| MLTP5780            | 57-80                               | +20      | TPGH1103..L  | 0.10         |

适用 Suitable: 德克、京瓷或住友刀片 DEREK、KYOCERA Or SUMITOMO Insert



## DCK6-FBH63P Micro-finishing Boring Kit DCK6-FBH63P 极细微调精镗孔系统

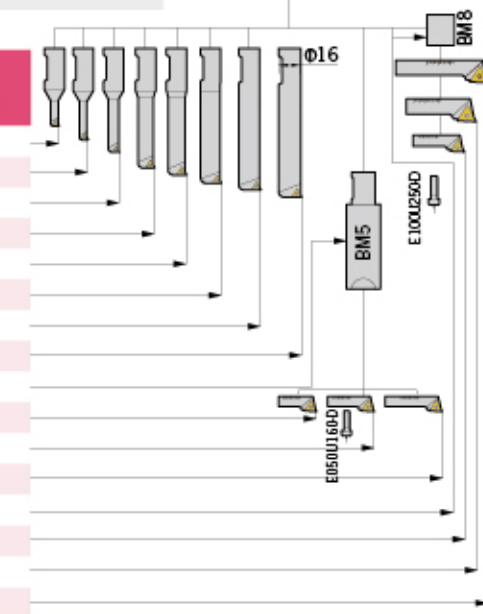


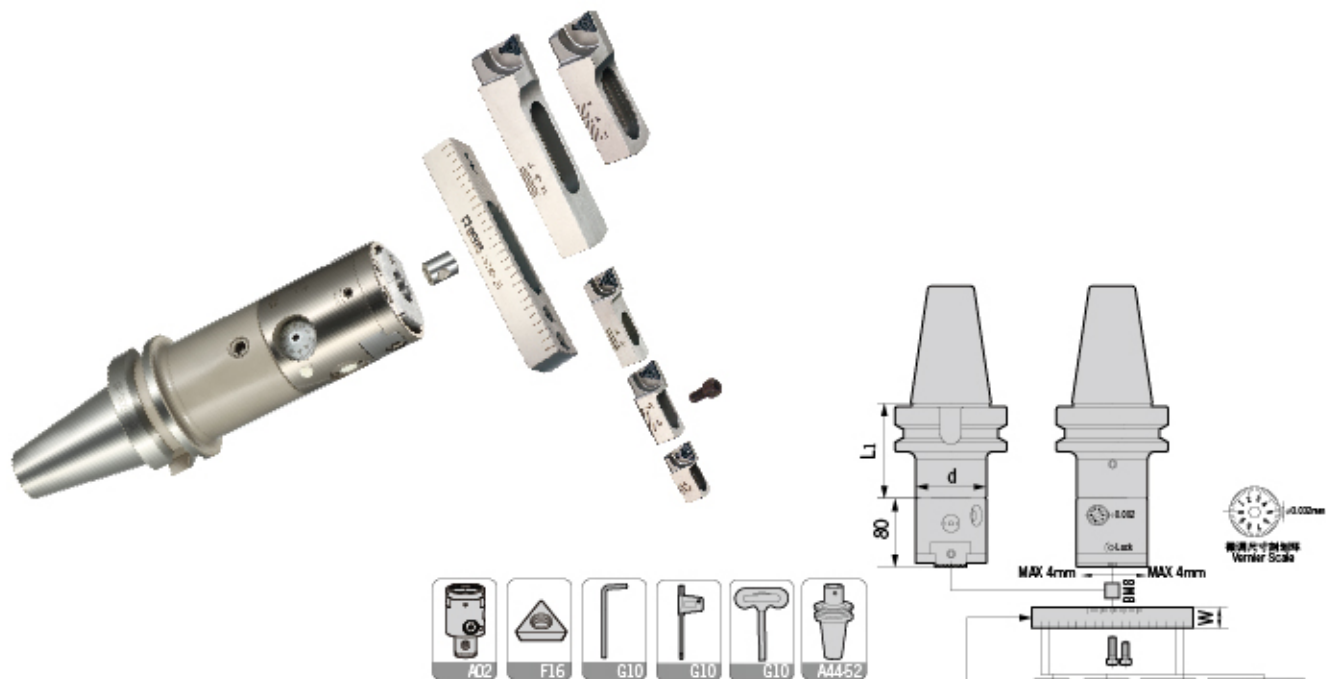
| 型号<br>Specification | 镗孔范围<br>L1 Boring range | 组合刀柄<br>Adapter size | BM侧面锁紧螺钉<br>BM Locking Screw | L型扳手<br>Wrench | 重量<br>Weight |      |
|---------------------|-------------------------|----------------------|------------------------------|----------------|--------------|------|
| HSK63A-DCK6-FBH63P  | 100                     | 6-150                | HSK63A-DCK6-100              | M100U200-90-D  | L05          | 5.90 |
| BT30-DCK6-FBH63P    | 60                      | 6-150                | BT30-DCK6-60                 | M100U200-90-D  | L05          | 4.00 |
| BT40-DCK6-FBH63P    | 55                      | 6-150                | BT40-DCK6-55                 | M100U200-90-D  | L05          | 4.50 |
| BT50-DCK6-FBH63P    | 85                      | 6-150                | BT50-DCK6-85                 | M100U200-90-D  | L05          | 9.17 |
| SK40-DCK6-FBH63P    | 90                      | 6-150                | SK40-DCK6-90                 | M100U200-90-D  | L05          | 4.50 |
| SK50-DCK6-FBH63P    | 85                      | 6-150                | SK50-DCK6-85                 | M100U200-90-D  | L05          | 9.17 |

注：用户可选配HSK50A、HSK100A镗刀柄组合  
Notice: Boring adapter HSK50A and HSK100A available on request.

| 精镗孔刀杆<br>Boring bar | 镗孔范围<br>Boring range                 | 深度<br>DM | 刀片<br>Insert | 重量<br>Weight |
|---------------------|--------------------------------------|----------|--------------|--------------|
| DR1606-21           | 6-9                                  | 21       | WBG0601..L   | 0.04         |
| DR1608-28           | 8-11                                 | 28       | TBGT0601..L  | 0.04         |
| DR1610-35           | 10-13                                | 35       | TBGT0601..L  | 0.05         |
| DR1612-42           | 12-15                                | 42       | TPGH0902..L  | 0.06         |
| DR1614-50           | 14-17                                | 50       | TPGH0902..L  | 0.07         |
| DR1616-60           | 16-20                                | 60       | TPGH0902..L  | 0.09         |
| DR1620-65           | 20-24                                | 65       | TPGH1103..L  | 0.11         |
| DR1624-68           | 24-28                                | 68       | TPGH1103..L  | 0.12         |
| BM5                 | 60+MLTP2938 or MLTP3652 or MLTP4868  |          |              | 0.25         |
| MLTP2938            | 28-38                                | +11      | TPGH0902..L  | 0.01         |
| MLTP3652            | 36-52                                | +13      | TPGH0902..L  | 0.02         |
| MLTP4868            | 48-68                                | +13      | TPGH0902..L  | 0.03         |
| BM8                 | +MLTP5780 or MLTP70110 or MLTP110150 |          |              | 0.03         |
| MLTP5780            | 57-80                                | +20      | TPGH1103..L  | 0.10         |
| MLTP70110           | 70-110                               | +20      | TPGH1103..L  | 0.10         |
| MLTP110150          | 110-150                              | +20      | TPGH1103..L  | 0.21         |

适用 Suitable: 德克、京瓷或住友刀片 DEREK、KYOCERA Or SUMITOMO Insert





| 型号<br>Specification | 镗孔范围<br>L1 Boring range | 组合刀柄<br>Adapter size | BM侧面锁紧螺钉<br>BM Locking screw | L型扳手<br>Wrench | 重量<br>Weight |       |
|---------------------|-------------------------|----------------------|------------------------------|----------------|--------------|-------|
| HSK63A-DCK6-FBH80   | 100                     | 110-150              | HSK63A-DCK6-100              | M100U250-90-D  | L05          | 7.60  |
| BT30-DCK6-FBH80     | 60                      | 110-150              | BT30-DCK6-60                 | M100U250-90-D  | L05          | 5.70  |
| BT40-DCK6-FBH80     | 55                      | 110-150              | BT40-DCK6-55                 | M100U250-90-D  | L05          | 6.20  |
| BT50-DCK6-FBH80     | 85                      | 110-150              | BT50-DCK6-85                 | M100U250-90-D  | L05          | 10.87 |
| SK40-DCK6-FBH80     | 90                      | 110-150              | SK40-DCK6-90                 | M100U250-90-D  | L05          | 6.20  |
| SK50-DCK6-FBH80     | 85                      | 110-150              | SK50-DCK6-85                 | M100U250-90-D  | L05          | 10.87 |

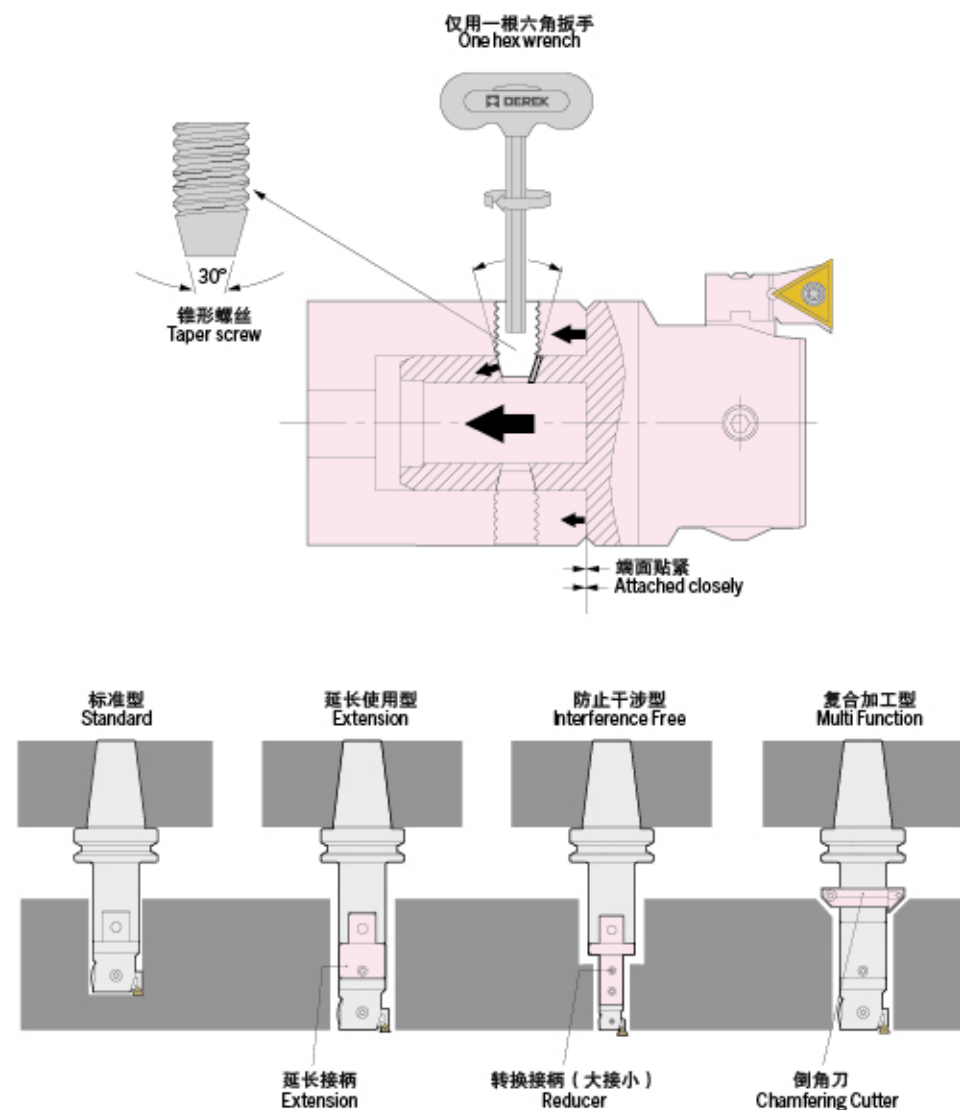
注：用户可选配HSK50A、HSK100A镗刀柄组合  
Notice: Boring adapter HSK50A and HSK100A are available on request.

| 型号<br>Specification | 镗孔范围<br>Boring range | H  | 刀片座锁紧螺钉<br>Locking screw | L型扳手<br>Wrench | 重量<br>Weight |
|---------------------|----------------------|----|--------------------------|----------------|--------------|
| PS140-20            | +BM8                 | 20 | E050U120-D/E100U160-D    | L08            | 0.43         |
| MLTP2938            | 150-200              | 11 | E050U160-D               | L04            | 0.01         |
| MLTP3652            | 160-210              | 13 | E050U160-D               | L04            | 0.02         |
| MLTP4868            | 170-220              | 13 | E050U160-D               | L04            | 0.03         |
| MLTP70110           | 140-240              | 20 | E100U250-D               | L08            | 0.10         |
| MLTP110150          | 180-280              | 20 | E100U250-D               | L08            | 0.21         |

适用 Suitable: 德克、京瓷或住友刀片 DEREK、KYOCERA Or SUMITOMO Insert

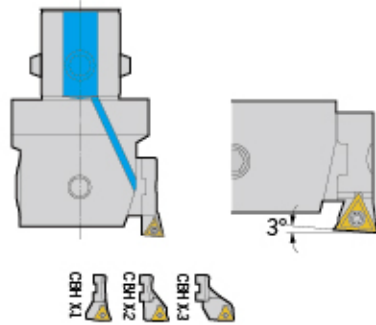
### 高精度，强力，操作方便——最理想的连接方式

High Precision, High Strength and Easy Operation--the Best Style of Connection



- 依靠30度锥形螺丝，把紧固力转换成轴向拉力，使镗刀端面与本体端面贴紧。（如图A）
- 模块式设计，可以自由设定加工直径和有效加工深度，配备转换接头（大接小）减少刀具直径，既可以确保刚性，又可以防止干涉，再配合倒角器可自由组合成最合适的镗削刀具。（如图B）
- 因镗头与本体的连接精度非常高所以只需对镗头单独对刀，可减轻劳动强度，提高工作效率，降低综合成本。
- Change locking force to axial tension by using 30° taper screws. The boring head and arbor would be attached closely. (Fig A)
- Modular design makes the setting of boring range and depth more easier. Reducers, extensions and chamfering rings provide multifunctional work. (Fig B)
- High working efficiency brings down the production cost due to high precision of connection.

- 每个镗头本体均配有三个不同加工范围的刀片座，来扩大本体的加工尺寸。
- 刀片座刀片安装为3度切入角，在盲孔加工时可有效清角。
- 变更刀片座安装方向即可实现反镗加工。
- 刀片座与本体采用双面贴合大大提高了镗头的刚性与加工性能。
- DCK-CBH款精密镗头均具备内冷却功能，可有较提高表面粗糙度，延长刀片使用寿命。(这个说明是针对所有的DCK精镗)



- Each boring head has three different size cartridges for different boring range.
- Blade angle for 3° should be left when installing inserts. And it could receive better working performance during blind hole machining.
- Cartridge could be mounted in opposite direction for back boring.
- Higher rigidity and better working performance are provided by close connection between cartridge and boring head.
- All DCK-CBH micro boring tools have internal cooling design which improve surface roughness and inserts tool life.

| 型号<br>Specification | 形状图<br>Figure    | 对应镗头<br>Boring head | 型号<br>Specification | 形状图<br>Figure                 | 对应镗头<br>Boring head               | 型号<br>Specification | 形状图<br>Figure                    | 对应镗头<br>Boring head               |
|---------------------|------------------|---------------------|---------------------|-------------------------------|-----------------------------------|---------------------|----------------------------------|-----------------------------------|
| CBH 1-1             |                  |                     | CBH 4-1             |                               |                                   | CBH 4-1             |                                  |                                   |
| 1-2                 |                  | DCK1-CBH20-36       | 4-2                 |                               | DCK4-CBH41-74                     | 4-2                 |                                  | DCK4-CBH41-74                     |
| 1-3                 |                  |                     | 4-3                 |                               |                                   | 4-3                 |                                  |                                   |
| 2-1                 |                  |                     | 5-1                 |                               |                                   | 5-1                 |                                  |                                   |
| 2-2                 |                  | DCK2-CBH25-47       | 5-2                 |                               | DCK5-CBH53-95                     | 5-2                 |                                  | DCK5-CBH53-95                     |
| 2-3                 | 对应刀片<br>TPGH0802 |                     | 5-3                 | 对应刀片<br>TCMT1102<br>(标配 With) | DCK6-CBH68-150<br>(选配)            | 5-3                 | 对应刀片<br>TCMT1102<br>(For choice) | DCK6-CBH68-150<br>DCK6-CBH100-203 |
| 3-1                 |                  |                     | 6-1                 |                               |                                   | 6-1                 |                                  |                                   |
| 3-2                 |                  | DCK3-CBH32-60       | 6-2                 | TPGH1103<br>(选配)              | DCK6-CBH68-150<br>DCK6-CBH100-203 | 6-2                 |                                  |                                   |
| 3-3                 |                  |                     | 6-3                 | (For choice)                  |                                   | 6-3                 |                                  |                                   |

注意：标准报价含CBHX-1号刀片座一个，CBHX-2和CBHX-3需另外单独购买。  
Notice: Cartridge CBHX-1 is included in quotation, while CBHX-2 and CBHX-3 shall be ordered separately.

### CBH Back-Boring Instructions CBH 微调精密镗头反镗说明

反镗加工需满足条件:

$$C > (D+d) / 2 + 0.5$$

D: 反镗加工孔直径 d: 镗头本体直径 C: 最小过孔直径

反镗加工时主轴反转

In order to check the feasibility of the back boring operation and select the best tool combination, these values should be calculated as follows:

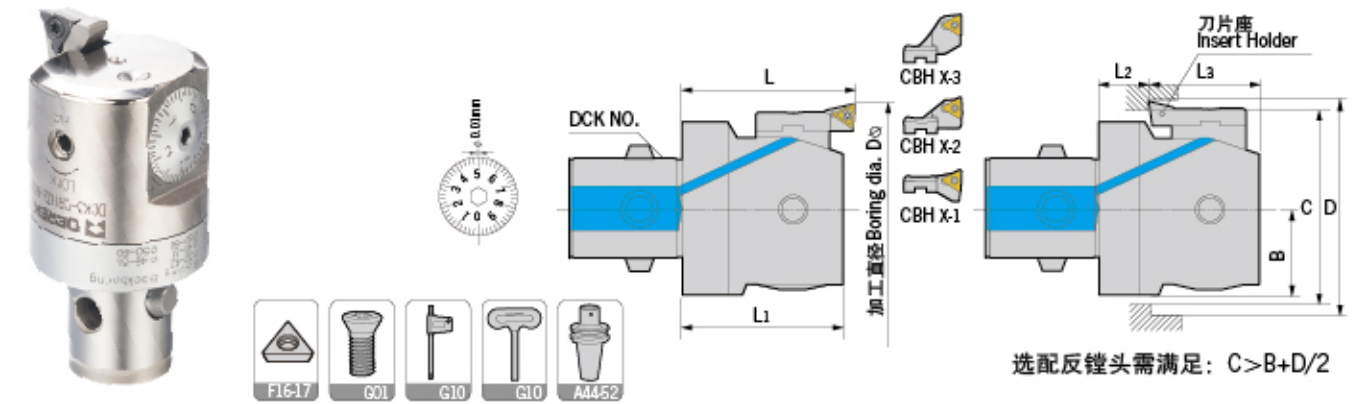
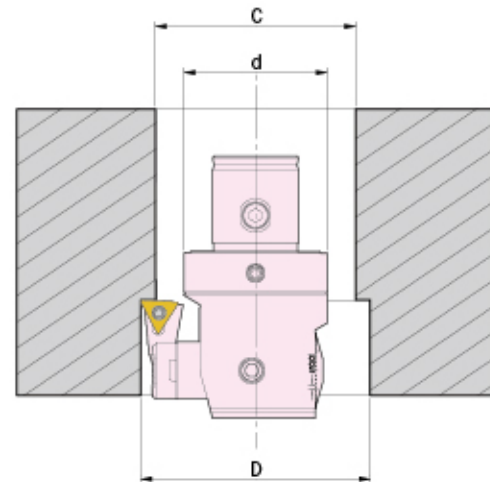
$$C > (D+d) / 2$$

C: Minimum entry bore diameter

D: Back bore diameter

d: Diameter of boring head

Anti-clockwise spindle rotation required.



| 型号<br>Specification | 正镗 Boring<br>L1 L | 范围<br>Range  | 反镗 Back boring<br>B L2 L3 | 范围<br>Range | 刀片座<br>Cartridge | 刀片<br>Insert  | 螺钉<br>Screw          | 扳手<br>Wrench | 重量<br>Weight |
|---------------------|-------------------|--------------|---------------------------|-------------|------------------|---|----------------------|--------------|--------------|
| DCK1-CBH20-36       | 29.5 32.5         | 20-26        | 10 10.5 19                | -           | CBH1-1           |   |                      |              | 0.06         |
|                     | 29.5 32.5         | 25-31        | 10 10.5 19                | -           | CBH1-2           |   |                      |              | 0.06         |
|                     | 29.5 32.5         | 30-36        | 10 10.5 19                | 30-36       | CBH1-3           |   |                      |              | 0.06         |
| DCK2-CBH25-47       | 32.5 35.5         | 25-33        | 12.5 11.5 21              | 36-40       | CBH2-1           | TPGH<br>0802  | M020D055             | Q06          | 0.12         |
|                     | 32.5 35.5         | 32-40        | 12.5 11.5 21              | 36-40       | CBH2-2           |   |                      |              | 0.12         |
|                     | 32.5 35.5         | 39-47        | 12.5 11.5 21              | 39-47       | CBH2-3           |   |                      |              | 0.12         |
| DCK3-CBH32-60       | 35 40             | 32-42        | 16 10 25                  | -           | CBH3-1           |   |                      |              | 0.20         |
|                     | 35 40             | 41-51        | 16 10 25                  | 46-51       | CBH3-2           |   |                      |              | 0.20         |
|                     | 35 40             | 50-60        | 16 10 25                  | 50-60       | CBH3-3           |   |                      |              | 0.20         |
| DCK4-CBH41-74       | 43 47             | 41-54        | 20 14 29                  | -           | CBH4-1           |   |                      |              | 0.39         |
|                     | 43 47             | 50-63        | 20 14 29                  | 53-63       | CBH4-2           |   |                      |              | 0.39         |
|                     | 43 47             | 61-74        | 20 14 29                  | 61-74       | CBH4-3           |   |                      |              | 0.39         |
| DCK5-CBH53-95       | 53 57             | 53-70        | 25.5 19 34                | 62-70       | CBH5-1           |   |                      |              | 0.80         |
|                     | 53 57             | 65-82        | 25.5 19 34                | 65-82       | CBH5-2           | TCMT<br>1102<br>(标配 With)<br>TPGH<br>1103<br>(选配)<br>(For choice) | M025W060<br>M030W070 | Q08          | 0.80         |
|                     | 53 57             | 78-95        | 25.5 19 34                | 78-95       | CBH5-3           |   |                      |              | 0.80         |
| 67.2 71             | 68-100            | 32.5 22 45.2 | 80-100                    | CBH6-1      | 1.75             |   |                      |              |              |
| DCK6-CBH68-150      | 67.2 71           | 94-126       | 32.5 22 45.2              | 94-126      | CBH6-2           |   |                      |              | 1.75         |
|                     | 67.2 71           | 118-150      | 32.5 22 45.2              | 118-150     | CBH6-3           |   |                      |              | 1.75         |
|                     | 67.2 71           | 100-153      | 45.5 22 45.2              | 112-153     | CBH6-1           |   |                      |              | 2.47         |
| DCK6-CBH100-203     | 67.2 71           | 126-179      | 45.5 22 45.2              | 126-179     | CBH6-2           |   |                      |              | 2.47         |
|                     | 67.2 71           | 150-203      | 45.5 22 45.2              | 150-203     | CBH6-3           |   |                      |              | 2.47         |
|                     | 67.2 87           | 100-153      | 45.5 22 45.2              | 112-153     | CBH6-1           |   |                      |              | 3.96         |
| DCK7-CBH100-203     | 67.2 87           | 126-179      | 45.5 22 45.2              | 126-179     | CBH6-2           |   |                      |              | 3.96         |
|                     | 67.2 87           | 150-203      | 45.5 22 45.2              | 150-203     | CBH6-3           |   |                      |              | 3.96         |

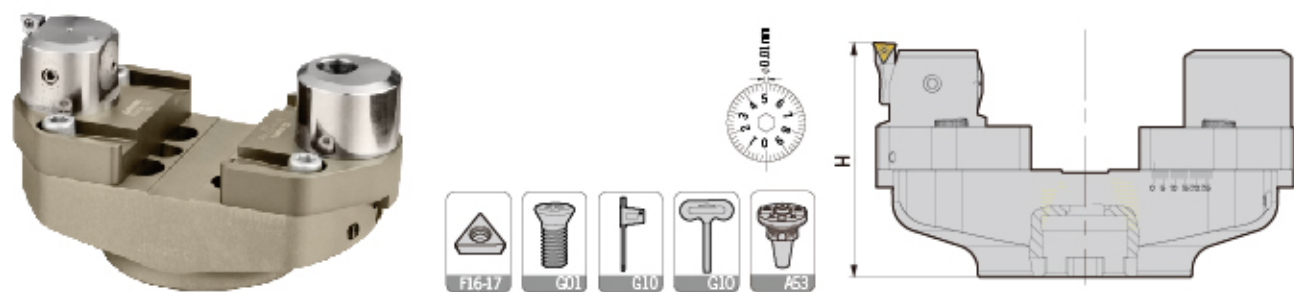
适用 Suitable: 德克、京瓷或住友刀片 DEREK、KYOCERA Or SUMITOMO Insert

### 特点 / Feature

- 中心内冷。
- With internal cooling supply.
- 设动平衡结构，能达可靠加工精度。
- With balanced structure for high machining precision accuracy.
- 可应对反镗加工。
- High effectiveness with back-boring function.
- 通过副刻度游标可实现μm级调节。
- With side scale for adjustment of μm grade.

# FM-CBH

FM-CBH Large Diameter Boring Tool For Finishing  
FM-CBH 大径微调精密镗头



| 型号<br>Specification | 镗孔范围<br>Boring range | H   | 组合刀柄<br>Adapter size | 外圆镗范围<br>B-Boring range | 外圆镗深度<br>Work depth | 刀片型号<br>Insert | 重量<br>Weight |
|---------------------|----------------------|-----|----------------------|-------------------------|---------------------|----------------|--------------|
| FMS-CBH148215       | 148-215              | 109 | FMS                  | 38-105                  | 30                  | TCMT1102       | 3.18         |
| CBH198265           | 198-265              | 109 | FMS                  | 88-155                  | 30                  | /              | 3.71         |
| CBH248315           | 248-315              | 109 | FMS                  | 138-205                 | 30                  | TPGH1103       | 4.19         |

| 刀片座<br>Insert Holder | 图示<br>Picture | 刀片型号<br>Insert | 螺钉<br>Screw | 扳手<br>Wrench | 重量<br>Weight |
|----------------------|---------------|----------------|-------------|--------------|--------------|
| CBH5-1-TC-V          |               | TCMT1102       | M025W060    | Q08          | 0.04         |
| CBH5-1-TP-V          |               | TPGH1103       | M030W070    | Q08          | 0.04         |

适用 Suitable: 德克、京瓷或住友刀片 DEREK、KYOCERA Or SUMITOMO Insert

| 组件<br>Item                             | 型号<br>Specification | 图示<br>Picture | 重量<br>Weight |
|--|---------------------|---------------|--------------|
| 组合刀柄<br>Adapter size                   | HSK-A-FMS           |               | -            |
|  | BT-FMS              |               | -            |
|  | SK-FMS              |               | -            |
|  | BBT-FMS             |               | -            |
|  | CAT-FMS             |               | -            |
| 大径铝横梁<br>Extension Aluminum bridge     | FMS40-148           |               | 1.46         |
|  | FMS40-198           |               | 1.99         |
|  | FMS40-248           |               | 2.47         |
| 精镗铝滑块<br>Finish boring Aluminum slider | FMA34-S17           |               | 0.29         |
| 精镗头<br>Finish boring head              | A34-CBH5395         |               | 0.55         |
| 精镗铝配重块<br>Balancing Aluminum weight    | FMA34-S17-PZK       |               | 0.86         |

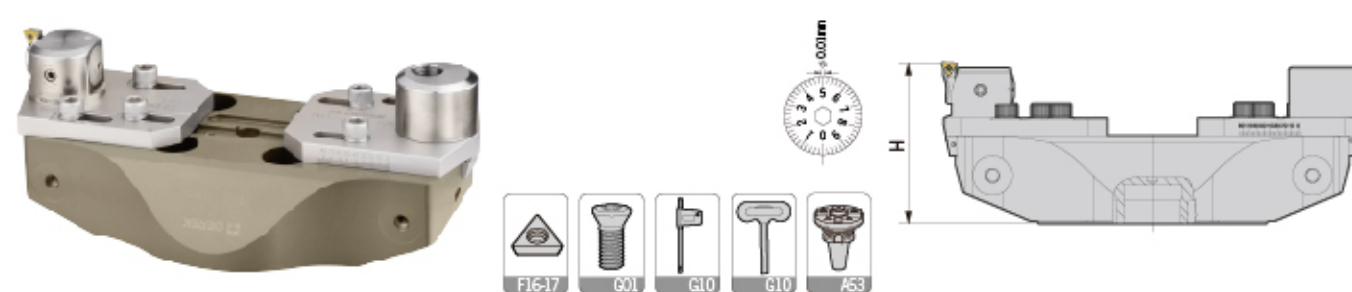
## 特点 / Feature

- 铝制比重70-90%。
- 中心内冷。
- 动平衡设定: G6.3; 1, 000 rpm。

- 70-90% of material is made from Aluminum.
- With internal cooling supply.
- Balanced: G6.3; 1,000 rpm.

# FM-CBH

FM-CBH Large Diameter Boring Tool For Finishing  
FM-CBH 大径微调精密镗头



| 型号<br>Specification | 镗孔范围<br>Boring range | H   | 组合刀柄<br>Adapter size | 外圆镗范围<br>B-Boring range | 外圆镗深度<br>Work depth | 刀片型号<br>Insert | 重量<br>Weight |
|---------------------|----------------------|-----|----------------------|-------------------------|---------------------|----------------|--------------|
| FMX-CBH298395       | 298-395              | 113 | FMX                  | 188-285                 | 25                  | TCMT1102       | 9.50         |
| CBH378475           | 378-475              | 118 | FMX                  | 268-365                 | 25                  | /              | 11.26        |
| CBH458555           | 458-555              | 123 | FMX                  | 348-445                 | 25                  | TPGH1103       | 25.64        |

| 刀片座<br>Insert Holder | 图示<br>Picture | 刀片型号<br>Insert | 螺钉<br>Screw | 扳手<br>Wrench | 重量<br>Weight |
|----------------------|---------------|----------------|-------------|--------------|--------------|
| CBH5-1-TC-V          |               | TCMT1102       | M025W060    | Q08          | 0.04         |
| CBH5-1-TP-V          |               | TPGH1103       | M030W070    | Q08          | 0.04         |

适用 Suitable: 德克、京瓷或住友刀片 DEREK、KYOCERA Or SUMITOMO Insert

| 组件<br>Item                         | 型号<br>Specification | 图示<br>Picture | 重量<br>Weight |
|------------------------------------|---------------------|---------------|--------------|
| 组合刀柄<br>Adapter size               | HSK-A-FMX           |               | -            |
|                                    | BT-FMX              |               | -            |
|                                    | SK-FMX              |               | -            |
|                                    | BBT-FMX             |               | -            |
|                                    | CAT-FMX             |               | -            |
| 大径铝横梁<br>Extension Aluminum bridge | FMX40-298           |               | 5.33         |
|                                    | FMX40-378           |               | 7.09         |
|                                    | FMX40-458           |               | 9.02         |
| 精镗滑块<br>Finish boring slider       | FMA34-S24           |               | 1.02         |
| 精镗头<br>Finish boring head          | A34-CBH5395         |               | 0.55         |
| 精镗配重块<br>Balancing weight          | FMA34-S24-PZK       |               | 1.56         |

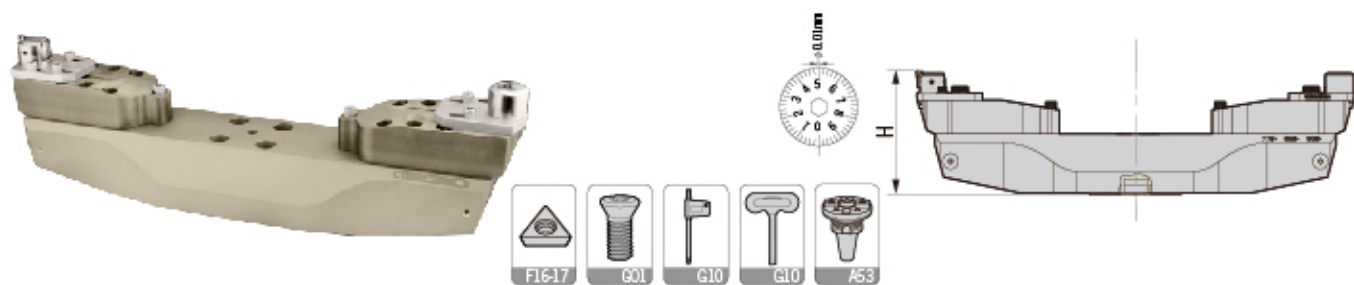
## 特点 / Feature

- 铝制比重70-90%。
- 中心内冷。
- 动平衡设定: G6.3; 1, 000 rpm。

- 70-90% of material is made from Aluminum.
- With internal cooling supply.
- Balanced: G6.3; 1,000 rpm.

# FM-CBH

FM-CBH Large Diameter Boring Tool For Finishing  
FM-CBH 大径微调精密镗头



| 型号<br>Specification | 镗孔范围<br>Boring range | H   | 组合刀柄<br>Adapter size | 外圆镗范围<br>B-Boring range | 外圆镗深度<br>Work depth | 刀片型号<br>Insert | 重量<br>Weight |
|---------------------|----------------------|-----|----------------------|-------------------------|---------------------|----------------|--------------|
| FMX-CBH538795       | 538-795              | 197 | FMX                  | 428-685                 | 25                  | TCMT1102       | 13.19        |
| CBH7781035          | 778-1035             | 217 | FMX                  | 668-925                 | 25                  | /              | 36.83        |
| CBH1018127          | 1018-1275            | 217 | FMX                  | 908-1165                | 25                  | TPGH1103       | 44.26        |

| 刀片座<br>Insert Holder | 图示<br>Picture | 刀片型号<br>Insert | 螺钉<br>Screw | 扳手<br>Wrench | 重量<br>Weight |
|----------------------|---------------|----------------|-------------|--------------|--------------|
| CBH5-1-TC-V          |               | TCMT1102       | M025W060    | Q08          | 0.04         |
| CBH5-1-TP-V          |               | TPGH1103       | M030W070    | Q08          | 0.04         |

适用 Suitable: 德克、京瓷或住友刀片 DEREK、KYOCERA Or SUMITOMO Insert

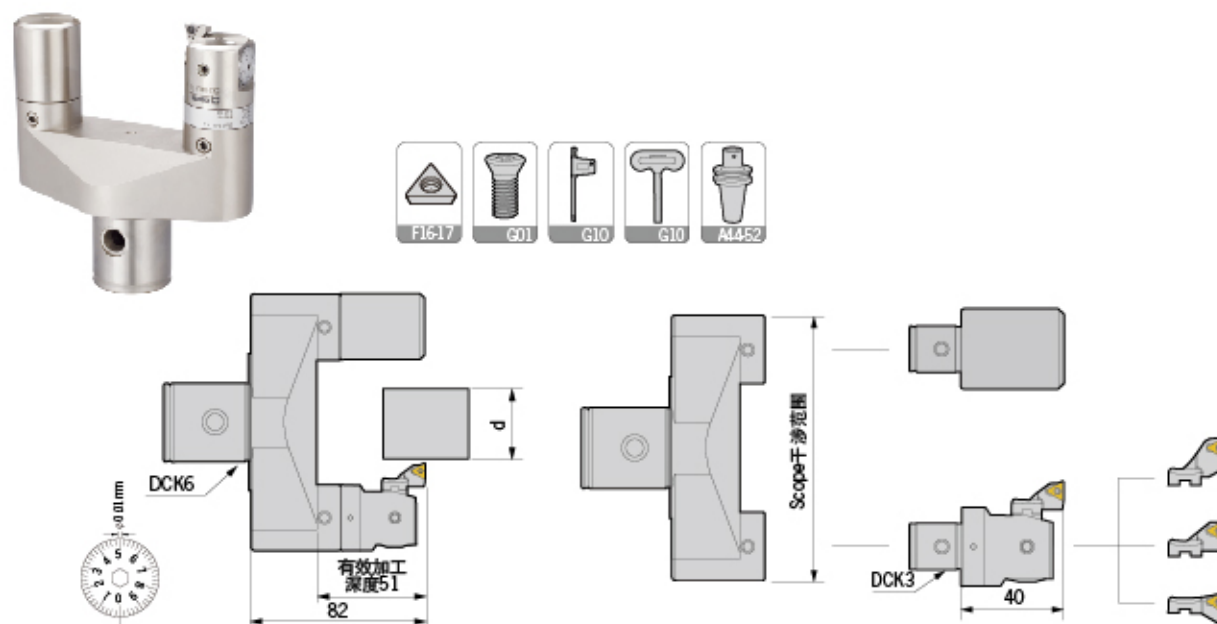
| 组件<br>Item                         | 型号<br>Specification | 图示<br>Picture | 重量<br>Weight |
|------------------------------------|---------------------|---------------|--------------|
| 组合刀柄<br>Adapter size               | HSK-A-FMX           |               | -            |
|                                    | BT-FMX              |               | -            |
|                                    | SK-FMX              |               | -            |
|                                    | BBT-FMX             |               | -            |
| 大径铝横梁<br>Extension Aluminum bridge | FMX40-538           |               | 14.77        |
|                                    | FMX40-778           |               | 25.96        |
|                                    | FMX40-1018          |               | 33.39        |
| 加长铝滑块<br>Long Aluminum Sider       | FMA35-S24           |               | 3.35         |
|                                    | FMA34-S24           |               | 1.02         |
| 精镗滑块<br>Finish boring slider       | FMA34-S24           |               | 1.02         |
| 精镗头<br>finish boring head          | A34-CBH5395         |               | 0.55         |
| 精镗配重块<br>Balancing weight          | FMA34-S24-PZK       |               | 1.56         |

## 特点 / Feature

- 铝制比重70-90%。
- 中心内冷。
- 动平衡设定: G6.3; 1, 000 rpm。
- 70-90% of material is made from Aluminum.
- With internal cooling supply.
- Balanced: G6.3; 1,000 rpm.

# CBH-M

CBH-M Boring Tool For Pin Turning  
CBH-M 微调精密外径镗头



| 型号<br>Specification | 镗外径 $\phi d$<br>Range | 基础架<br>Bridge frame     | DCK侧固螺钉<br>Side-lock screw | 镗头<br>Boring head | 平衡块<br>Balance weight | 刀片座<br>Insert holder | 刀片<br>Insert | 镗孔范围<br>Boring range | 重量<br>Weight |
|---------------------|-----------------------|-------------------------|----------------------------|-------------------|-----------------------|----------------------|--------------|----------------------|--------------|
| DCK6-CBH 24-34-M    | 24-34                 | DCK6-245242<br>干涉范围114  | M120Z200-30P-D             | CBH32-60          | DCK3-CBH              | CBH3-3               | TPGH0802     | 134-144              | 1.60         |
| 33-43-M             | 33-43                 |                         |                            | CBH32-60          | DCK3-CBH              | CBH3-2               | TPGH0802     | 125-135              | 1.60         |
| 42-52-M             | 42-52                 |                         |                            | CBH32-60          | DCK3-CBH              | CBH3-1               | TPGH0802     | 116-126              | 1.60         |
| 52-62-M             | 52-62                 | DCK6-528042<br>干涉范围142  | M120Z200-30P-D             | CBH32-60          | DCK3-CBH              | CBH3-3               | TPGH0802     | 162-172              | 1.80         |
| 61-71-M             | 61-71                 |                         |                            | CBH32-60          | DCK3-CBH              | CBH3-2               | TPGH0802     | 153-163              | 1.80         |
| 70-80-M             | 70-80                 |                         |                            | CBH32-60          | DCK3-CBH              | CBH3-1               | TPGH0802     | 144-154              | 1.80         |
| 80-90-M             | 80-90                 | DCK6-8010842<br>干涉范围170 | M120Z200-30P-D             | CBH32-60          | DCK3-CBH              | CBH3-3               | TPGH0802     | 190-200              | 2.00         |
| 89-99-M             | 89-99                 |                         |                            | CBH32-60          | DCK3-CBH              | CBH3-2               | TPGH0802     | 181-191              | 2.00         |
| 98-108-M            | 98-108                |                         |                            | CBH32-60          | DCK3-CBH              | CBH3-1               | TPGH0802     | 172-182              | 2.00         |

适用 Suitable: 德克、京瓷或住友刀片 DEREK、KYOCERA Or SUMITOMO Insert

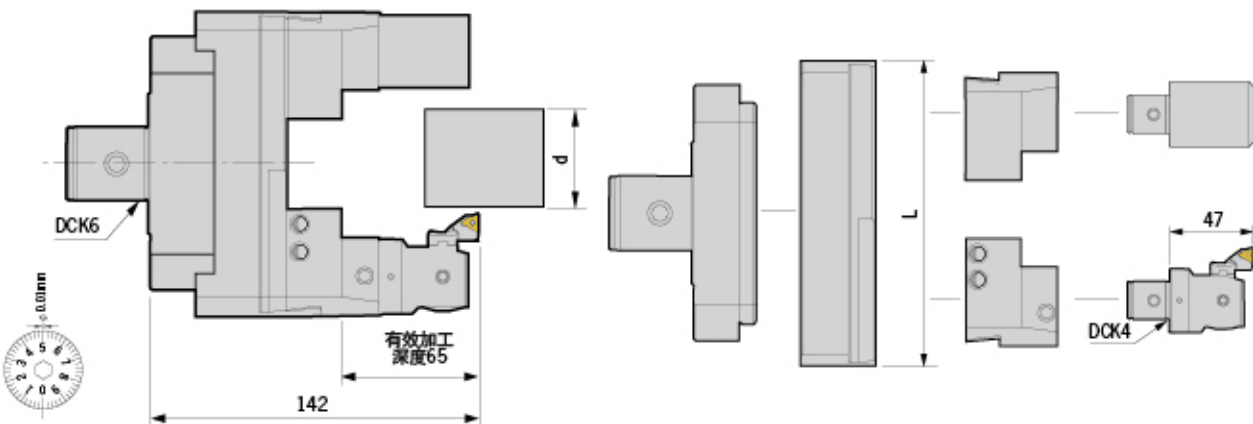

注意: 1. CBH镗头上附带1只刀片座, 但不附带刀片, 请另外订购。 2. 加工时, 主轴应反转。  
Notice: 1. Boring head have only one cartridge, without insert, please order them separately. 2. Anti-clockwise spindle rotation required.

## 特点 / Feature

- CBH镗头反向装可以进行镗孔加工。
- 加工范围 $\phi 116-\phi 200$ 。
- CBH boring head loaded opposite direction can process boring machining.
- Machining range  $\phi 116-\phi 200$ .

# CBH-L

CBH-L Boring Tool For Pin Turning (Large Diameter)  
CBH-L 微调精密外径镗头



| 型号<br>Specification      | 镗外径 $\Phi d$<br>Range | 连接盘<br>Flange adapter | 横向滑板<br>Extension bridge | 滑块<br>L | 平衡块<br>Balance weight | 镗头<br>Boring head    | 镗孔范围<br>Boring range | 镗孔深度<br>Boring depth | 平衡块<br>Finish head | 重量<br>Weight |
|--------------------------|-----------------------|-----------------------|--------------------------|---------|-----------------------|----------------------|----------------------|----------------------|--------------------|--------------|
| <b>DCK6-CBH 13-115-L</b> | 13-115                | DCK6-FL200            | DST200                   | 180     | DCK4-CB200            | CBH41-74<br>(CBH4-1) | 108-192              | 75, $\Phi < 180$     | DCK4-CBH           | 8.70         |
| <b>112-215-L</b>         | 112-215               | DCK6-FL200            | DST300                   | 280     | DCK4-CB200            | TCMT<br>1102         | 108-292              | 75, $\Phi < 280$     | DCK4-CBH           | 10.02        |
| <b>212-315-L</b>         | 212-315               | DCK6-FL200            | DST400                   | 380     | DCK4-CB200            | TPGH<br>1103         | 108-392              | 75, $\Phi < 380$     | DCK4-CBH           | 11.92        |
| <b>312-415-L</b>         | 312-415               | DCK6-FL200            | DST500                   | 480     | DCK4-CB200            | (标配 With)            | 108-492              | 75, $\Phi < 480$     | DCK4-CBH           | 13.82        |
| <b>412-515-L</b>         | 412-515               | DCK6-FL200            | DST600                   | 580     | DCK4-CB200            | (选配)                 | 108-592              | 75, $\Phi < 580$     | DCK4-CBH           | 15.72        |
| <b>512-615-L</b>         | 512-615               | DCK6-FL200            | DST700                   | 680     | DCK4-CB200            | (For choice)         | 108-692              | 75, $\Phi < 680$     | DCK4-CBH           | 17.70        |
| <b>612-715-L</b>         | 612-715               | DCK6-FL200            | DST800                   | 780     | DCK4-CB200            |                      | 108-792              | 75, $\Phi < 780$     | DCK4-CBH           | 19.60        |

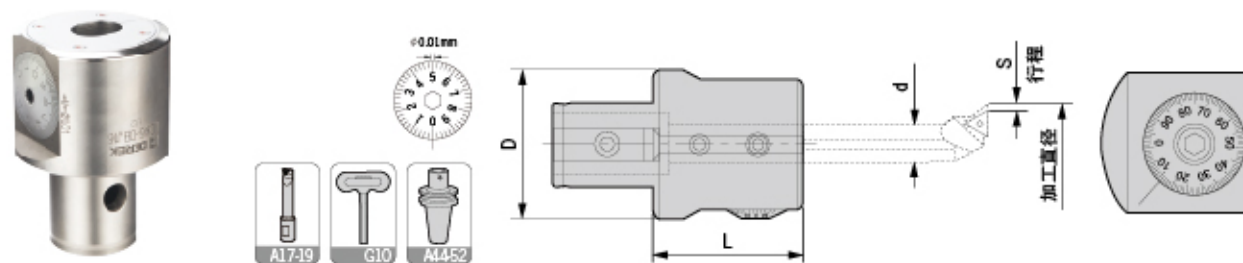
适用 Suitable: 德克、京瓷或住友刀片 DEREK、KYOCERA Or SUMITOMO Insert

滑块紧固螺钉: M080U100-D

注意: 1. CBH镗头上附带1只刀片座(CBH4-1), 但不附带刀片, 请另外订购。2. 加工时, 主轴应反转。  
Notice: 1. Boring head with one cartridge, without insert, please order it separately. 2. Anti-clockwise spindle rotation required.

# DBJ10/12/16

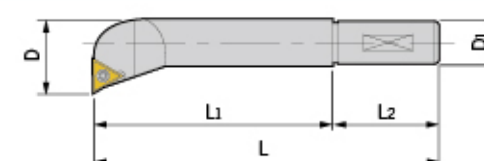
DBJ10/12/16 Micro-boring Head  
DBJ10/12/16 微调精密镗头



| 型号<br>Specification | D  | d  | L  | 微调行程 S<br>Micro distance | 微调精度(直径)<br>Dial precision | 镗孔范围<br>Boring range | 组合刀柄<br>Adapter size | 微调锁紧螺钉<br>Adjusting screw | 刀杆固定螺钉<br>Locking screw | T型扳手<br>Wrench | 重量<br>Weight |
|---------------------|----|----|----|--------------------------|----------------------------|----------------------|----------------------|---------------------------|-------------------------|----------------|--------------|
| <b>DBJ10</b>        | 39 | 10 | 30 | 2.5                      | 0.01                       | 6-24                 | DCK4                 | M060U060-D                | M060U050                | T03            | 0.50         |
| <b>DBJ12</b>        | 50 | 12 | 40 | 4                        | 0.01                       | 6-32                 | DCK5                 | M080U090-D                | M080U060                | T04            | 0.75         |
| <b>DBJ16</b>        | 64 | 16 | 50 | 5                        | 0.01                       | 8-50                 | DCK6                 | M100U100-D                | M100U070                | T05            | 1.14         |

适用 Suitable: 德克、京瓷或住友刀片 DEREK、KYOCERA Or SUMITOMO Insert

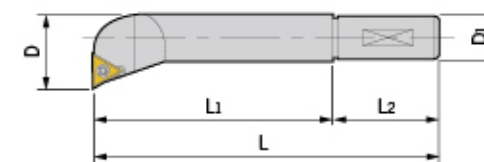
DBJ10 Micro-boring Bar  
DBJ10 微调镗头刀杆



| 型号<br>Specification | D  | D1 | L1 | L2 | L  | 镗孔范围<br>Boring range | 刀片型号<br>Insert | 刀片螺钉<br>Insert screw | 旗形扳手<br>Wrench | 重量<br>Weight |
|---------------------|----|----|----|----|----|----------------------|----------------|----------------------|----------------|--------------|
| <b>DBJ 1006-24</b>  | 6  | 10 | 24 | 32 | 56 | 6-8                  | WBGTO601       | M020W040             | Q06            | 0.03         |
| <b>1008-32</b>      | 8  | 10 | 32 | 32 | 64 | 8-10                 | TBGT0601       | M020W040             | Q06            | 0.04         |
| <b>1010-40</b>      | 10 | 10 | 40 | 32 | 72 | 10-12                | TBGT0601       | M020W040             | Q06            | 0.05         |
| <b>1012-45</b>      | 12 | 10 | 45 | 32 | 77 | 12-16                | TPGH0902       | M025W060             | Q08            | 0.06         |
| <b>1016-45</b>      | 16 | 10 | 45 | 32 | 77 | 16-20                | TPGH0902       | M025W060             | Q08            | 0.08         |
| <b>1020-45</b>      | 20 | 10 | 45 | 32 | 77 | 20-24                | TPGH0902       | M025W060             | Q08            | 0.11         |

适用 Suitable: 德克、京瓷或住友刀片 DEREK、KYOCERA Or SUMITOMO Insert

DBJ12 Micro-boring Bar  
DBJ12 微调镗头刀杆

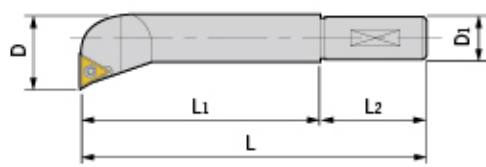


| 型号<br>Specification | D  | D1 | L1 | L2 | L  | 镗孔范围<br>Boring range | 刀片型号<br>Insert | 刀片螺钉<br>Insert screw | 旗形扳手<br>Wrench | 重量<br>Weight |
|---------------------|----|----|----|----|----|----------------------|----------------|----------------------|----------------|--------------|
| <b>DBJ 1206-24</b>  | 6  | 12 | 24 | 32 | 56 | 6-8                  | WBGTO601       | M020W040             | Q06            | 0.03         |
| <b>1208-32</b>      | 8  | 12 | 32 | 32 | 64 | 8-10                 | TBGT0601       | M020W040             | Q06            | 0.04         |
| <b>1210-40</b>      | 10 | 12 | 40 | 32 | 72 | 10-12                | TBGT0601       | M020W040             | Q06            | 0.05         |
| <b>1212-45</b>      | 12 | 12 | 45 | 32 | 77 | 12-16                | TPGH0902       | M025W060             | Q08            | 0.06         |
| <b>1216-45</b>      | 16 | 12 | 45 | 32 | 77 | 16-20                | TPGH0902       | M025W060             | Q08            | 0.09         |
| <b>1220-45</b>      | 20 | 12 | 45 | 32 | 77 | 20-25                | TPGH0902       | M025W060             | Q08            | 0.12         |
| <b>1225-45</b>      | 25 | 12 | 45 | 32 | 77 | 25-32                | TPGH1103       | M030W070             | Q08            | 0.16         |

适用 Suitable: 德克、京瓷或住友刀片 DEREK、KYOCERA Or SUMITOMO Insert

# DBJ16

DBJ16 Micro-boring Bar  
DBJ16 微调镗头刀杆



| 型号<br>Specification | D  | D1 | L1 | L2 | L   | 镗孔范围<br>Boring range | 刀片型号<br>Insert | 刀片螺钉<br>Insert screw | 旗形扳手<br>Wrench | 重量<br>Weight |
|---------------------|----|----|----|----|-----|----------------------|----------------|----------------------|----------------|--------------|
| DBJ 1606-24         | 6  | 16 | 24 | 34 | 66  | 6-8                  | TBGT0601       | M020W040             | Q06            | 0.06         |
| 1608-32             | 8  | 16 | 32 | 34 | 76  | 8-11                 | TBGT0601       | M020W040             | Q06            | 0.07         |
| 1610-40             | 10 | 16 | 40 | 34 | 77  | 10-13                | TBGT0601       | M020W040             | Q06            | 0.07         |
| 1612-53             | 12 | 16 | 53 | 34 | 90  | 12-17                | TPGH0902       | M025W060             | Q08            | 0.09         |
| 1616-68             | 16 | 16 | 68 | 34 | 102 | 16-21                | TPGH0902       | M025W060             | Q08            | 0.13         |
| 1620-83             | 20 | 16 | 83 | 34 | 120 | 20-26                | TPGH1103       | M030W070             | Q08            | 0.20         |
| 1625-90             | 25 | 16 | 90 | 34 | 124 | 25-32                | TPGH1103       | M030W070             | Q08            | 0.25         |
| 1630-90             | 30 | 16 | 90 | 34 | 124 | 30-42                | TPGH1103       | M030W070             | Q08            | 0.25         |
| 1640-90             | 40 | 16 | 90 | 34 | 124 | 40-50                | TPGH1103       | M030W070             | Q08            | 0.26         |

适用 Suitable: 德克、京瓷或住友刀片 DEREK、KYOCERA Or SUMITOMO Insert

## DBJ Micro-boring Tool Kit DBJ 微调精镗套装组合

| 型号 Specification     |            |            |            |            |
|----------------------|------------|------------|------------|------------|
| (六支套装)<br>DBJ10-6PCS | DBJ1006-24 | DBJ1010-40 | DBJ1016-45 | DBJ1020-45 |

| 型号<br>Specification | 镗孔范围<br>Boring range | 组合刀柄<br>Adapter | 重量<br>Weight |
|---------------------|----------------------|-----------------|--------------|
| BT40-DBJ10-6PCS     | 6-24                 | BT40-DCK4-70    | 2.20         |
| BT50-DBJ10-6PCS     | 6-24                 | BT50-DCK4-100   | 4.72         |

### Items Included 内附零件

- 1.刀柄一把 One boring adapter
- 2.精密镗头一支 One micro boring head
- 3.精镗刀杆六支 Six micro boring bars
- 4.扳手三支 Three wrenches

| 型号 Specification     |            |            |            |            |
|----------------------|------------|------------|------------|------------|
| (七支套装)<br>DBJ12-7PCS | DBJ1206-24 | DBJ1210-40 | DBJ1216-45 | DBJ1225-45 |

| 型号<br>Specification | 镗孔范围<br>Boring range | 组合刀柄<br>Adapter | 重量<br>Weight |
|---------------------|----------------------|-----------------|--------------|
| BT40-DBJ12-7PCS     | 6-32                 | BT40-DCK5-60    | 2.40         |
| BT50-DBJ12-7PCS     | 6-32                 | BT50-DCK5-90    | 4.94         |

### Items Included 内附零件

- 1.刀柄一把 One boring adapter
- 2.精密镗头一支 One micro boring head
- 3.精镗刀杆七支 Seven micro boring bars
- 4.扳手三支 Three wrenches

| 型号 Specification     |            |            |            |            |
|----------------------|------------|------------|------------|------------|
| (八支套装)<br>DBJ16-8PCS | DBJ1608-32 | DBJ1612-53 | DBJ1620-83 | DBJ1630-90 |

| 型号<br>Specification | 镗孔范围<br>Boring range | 组合刀柄<br>Adapter | 重量<br>Weight |
|---------------------|----------------------|-----------------|--------------|
| BT40-DBJ16-8PCS     | 8-50                 | BT40-DCK6-55    | 3.68         |
| BT50-DBJ16-8PCS     | 8-50                 | BT50-DCK6-85    | 6.74         |

### Items Included 内附零件

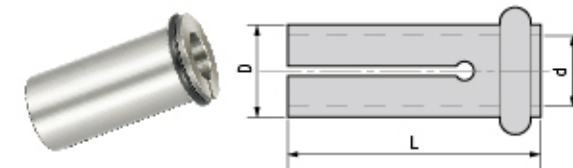
- 1.刀柄一把 One boring adapter
- 2.精密镗头一支 One micro boring head
- 3.精镗刀杆八支 Eight micro boring bars
- 4.扳手三支 Three wrenches



# DBJ/DT/DEB

DBJ Collet For Solid Carbide Boring Bar  
DBJ 硬质合金镗刀杆专用筒夹

| 型号<br>Specification | D  | d  | L  | O形圈<br>Rubber Washer | 组合钨钢刀杆<br>Boring Bar |
|---------------------|----|----|----|----------------------|----------------------|
| DBJ 10-6            | 10 | 6  | 26 | Φ8*Φ1.5              | CA06**               |
| 10-8                | 10 | 8  | 26 | Φ8*Φ1.5              | DT08-M5**            |
| 12-8                | 12 | 8  | 32 | Φ10*Φ1.5             | DT08-M5**            |
| 12-10               | 12 | 10 | 32 | Φ10*Φ1.5             | DT10-M6**            |
| 16-8                | 16 | 8  | 38 | Φ14*Φ1.5             | DT08-M5**            |
| 16-10               | 16 | 10 | 38 | Φ14*Φ1.5             | DT10-M6**            |
| 16-12               | 16 | 12 | 38 | Φ14*Φ1.5             | DT12-M6**            |

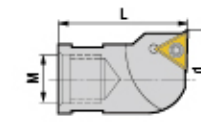


## DT Solid Carbide Boring Bar DT 硬质合金镗刀杆



| 型号<br>Specification | D  | L   | M   | 组合镗头<br>Insert holder                | 组合筒夹<br>Collect | 重量<br>Weight |
|---------------------|----|-----|-----|--------------------------------------|-----------------|--------------|
| DT 08-M5-110        | 8  | 110 | M5  | DEB09,DEB10.5                        | DBJ16-8         | 0.074        |
| 10-M6-110           | 10 | 110 | M6  | DEB12                                | DBJ16-10        | 0.118        |
| 10-M6-135           | 10 | 135 | M6  | DEB12                                | DBJ16-10        | 0.149        |
| 10-M6-150           | 10 | 150 | M6  | DEB12                                | DBJ16-10        | 0.172        |
| 12-M6-120           | 12 | 120 | M6  | DEB14,DEB16                          | DBJ16-12        | 0.178        |
| 12-M6-140           | 12 | 140 | M6  | DEB14,DEB16                          | DBJ16-12        | 0.205        |
| 12-M6-160           | 12 | 160 | M6  | DEB14,DEB16                          | DBJ16-12        | 0.245        |
| 16-M10-125          | 16 | 125 | M10 | DEB18,DEB20,DEB22,DEB24,DEB26,DEB28, | -               | 0.31         |
| 16-M10-160          | 16 | 160 | M10 | DEB30,DEB32,DEB34,DEB36,DEB38,DEB40, | -               | 0.429        |
| 16-M10-200          | 16 | 200 | M10 | DEB42,DEB44,DEB46,DEB48,DEB50        | -               | 0.506        |

## DEB Insert Bar DEB 舍弃式镗头

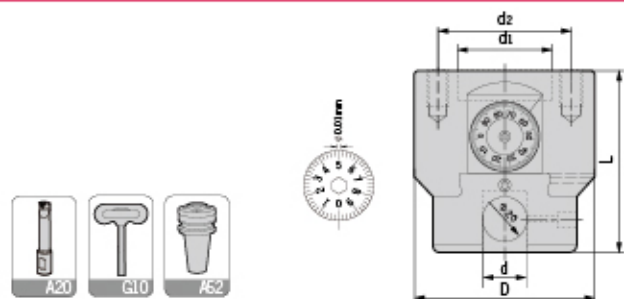


| 型号<br>Specification | d    | L  | M   | 镗孔范围<br>Boring range | 刀片型号<br>Insert | 刀片螺钉<br>Insert screw | 旗形扳手<br>Wrench | 重量<br>Weight |
|---------------------|------|----|-----|----------------------|----------------|----------------------|----------------|--------------|
| DEB 09              | 9    | 18 | M5  | 9-10.5               | TPGH0802       | M022W050             | Q06            | 0.03         |
| 10.5                | 10.5 | 18 | M5  | 10.5-12              | TPGH0802       | M022W050             | Q06            | 0.03         |
| 12                  | 12   | 23 | M6  | 12-14                | TPGH0802       | M022W050             | Q06            | 0.03         |
| 14                  | 14   | 23 | M6  | 14-16                | TPGH0802       | M022W050             | Q06            | 0.03         |
| 16                  | 16   | 23 | M6  | 16-18                | TPGH0802       | M022W050             | Q06            | 0.04         |
| 18                  | 18   | 27 | M10 | 18-20                | TPGH0802       | M022W050             | Q06            | 0.04         |
| 20                  | 20   | 27 | M10 | 20-22                | TPGH0802       | M022W050             | Q06            | 0.05         |
| 22                  | 22   | 27 | M10 | 22-24                | TPGH0802       | M022W050             | Q06            | 0.05         |
| 24                  | 24   | 27 | M10 | 24-26                | TPGH0802       | M022W050             | Q06            | 0.05         |
| 26                  | 26   | 27 | M10 | 26-28                | TPGH0802       | M022W050             | Q06            | 0.05         |
| 28                  | 28   | 27 | M10 | 28-30                | TPGH0802       | M022W050             | Q06            | 0.06         |
| 30                  | 30   | 27 | M10 | 30-32                | TPGH0802       | M022W050             | Q06            | 0.06         |
| 32                  | 32   | 27 | M10 | 32-34                | TPGH0802       | M022W050             | Q06            | 0.07         |
| 34                  | 34   | 27 | M10 | 34-36                | TPGH0802       | M022W050             | Q06            | 0.09         |
| 36                  | 36   | 27 | M10 | 36-38                | TPGH0802       | M022W050             | Q06            | 0.11         |
| 38                  | 38   | 27 | M10 | 38-40                | TPGH0802       | M022W050             | Q06            | 0.15         |
| 40                  | 40   | 27 | M10 | 40-42                | TPGH0802       | M022W050             | Q06            | 0.16         |
| 42                  | 42   | 27 | M10 | 42-44                | TPGH0802       | M022W050             | Q06            | 0.19         |
| 44                  | 44   | 27 | M10 | 44-46                | TPGH0802       | M022W050             | Q06            | 0.22         |
| 46                  | 46   | 27 | M10 | 46-48                | TPGH0802       | M022W050             | Q06            | 0.26         |
| 48                  | 48   | 27 | M10 | 48-50                | TPGH0802       | M022W050             | Q06            | 0.30         |
| 50                  | 50   | 27 | M10 | 50-52                | TPGH0802       | M022W050             | Q06            | 0.34         |

适用 Suitable: 德克、京瓷或住友刀片 DEREK、KYOCERA Or SUMITOMO Insert

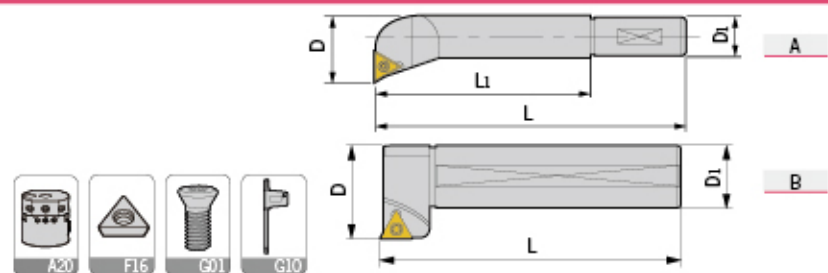
# NBH/DBJ

## NBH2084 Micro-boring Head NBH2084 微调精密镗头



| 型号<br>Specification | D  | d  | d1 | d2 | L  | 镗孔范围<br>Boring range                             | 微调行程<br>Micro distance      | 微调精度(直径)<br>Dial precision                  | 组合刀柄<br>Adapter size             | 重量<br>Weight |
|---------------------|----|----|----|----|----|--|-----------------------------|---|----------------------------------|--------------|
| NBH2084             | 84 | 20 | 35 | 60 | 80 | 8-280<br>微调锁紧螺钉<br>Adjusting screw<br>M080U160-D | 28<br>T型扳手<br>Wrench<br>T04 | 0.01<br>刀杆固定螺钉<br>Locking screw<br>M120U140 | NBH.A.B<br>T型扳手<br>Wrench<br>T06 | 2.74         |

## DBJ20 Micro-Boring Bar DBJ20 微调精密镗头刀杆



| 型号<br>Specification | 图示<br>Figure | D  | D1 | L1  | L   | 镗孔范围<br>Boring range | 刀片型号<br>Insert | 刀片螺钉<br>Insert screw | 旗形扳手<br>Wrench | 重量<br>Weight |
|---------------------|--------------|----|----|-----|-----|----------------------|----------------|----------------------|----------------|--------------|
| DBJ 2008-32         | A            | 8  | 20 | 32  | 74  | 8-11                 | TBGT0601       | M020W040             | Q06            | 0.09         |
| 2010-40             | A            | 10 | 20 | 40  | 75  | 10-13                | TBGT0601       | M020W040             | Q06            | 0.10         |
| 2012-53             | A            | 12 | 20 | 53  | 88  | 12-17                | TPGH0902       | M025W060             | Q08            | 0.12         |
| 2016-68             | A            | 16 | 20 | 68  | 103 | 16-21                | TPGH0902       | M025W060             | Q08            | 0.16         |
| 2020-83             | A            | 20 | 20 | 83  | 115 | 20-26                | TPGH1103       | M030W070             | Q08            | 0.22         |
| 2025-96             | A            | 25 | 20 | 96  | 131 | 25-135               | TPGH1103       | M030W070             | Q08            | 0.35         |
| 2030-115            | A            | 30 | 20 | 115 | 159 | 30-140               | TPGH1103       | M030W070             | Q08            | 0.52         |
| 20120-97            | B            | 30 | 20 | -   | 97  | 120-280              | TPGH1103       | M030W070             | Q08            | 0.25         |

适用 Suitable: 德克、京瓷或住友刀片 DEREK、KYOCERA Or SUMITOMO Insert

## NBH2084 Micro-Boring Tool Kit NBH2084 微调精镗套装组合

| (八支套装)<br>DBJ20-8PCS | 型号 Specification |            |            |             |
|----------------------|------------------|------------|------------|-------------|
|                      | DBJ2008-32       | DBJ2012-53 | DBJ2020-83 | DBJ2030-115 |
|                      | DBJ2010-40       | DBJ2016-68 | DBJ2025-96 | DBJ20120-97 |

| 型号<br>Specification | 镗孔范围<br>Boring range | 组合刀柄<br>Adapter | 重量<br>Weight |
|---------------------|----------------------|-----------------|--------------|
| BT40-NBH2084-8PCS   | 8-280                | BT40-NBH.A50    | 6.44         |
| BT50-NBH2084-8PCS   | 8-280                | BT50-NBH.A50    | 8.89         |



### Items 内附零件

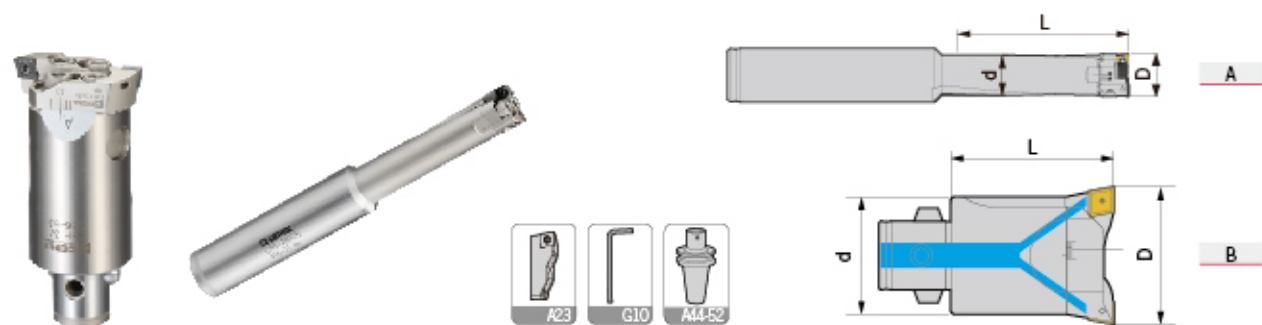
1. 刀柄一把 One boring adapter
2. 精密镗头一支 One micro boring head
3. 精镗刀杆八支 Eight micro boring bars
4. 扳手四支 Four wrenches





# ABH

## ABH Rough Boring Tool ABH 分体式粗镗头

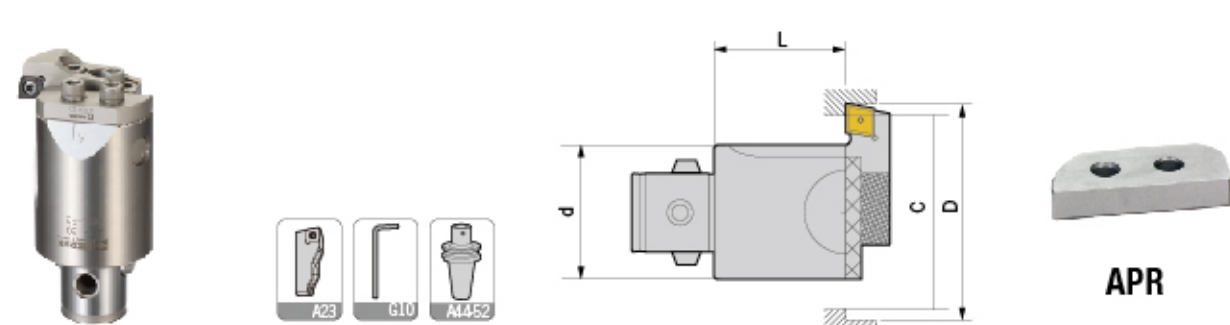


| 型号<br>Specification | 图示<br>Figure | d  | L    | 镗孔范围D<br>Boring range | 组合刀柄<br>Adapter size | 刀片座<br>Insert holder  | 重量<br>Weight |
|---------------------|--------------|----|------|-----------------------|----------------------|-----------------------|--------------|
| C20-ABH15-M         | A            | 15 | 64   | 16-19                 | C20                  | AOCC1619              | 0.30         |
| C20-ABH15-L         | A            | 15 | 64   | 18-21                 | C20                  | AOCC1821              | 0.30         |
| DCK1-ABH19-M        | B            | 19 | 32.5 | 20-26                 | DCK1                 | AACC2026 ABCC2026     | 0.09         |
| DCK1-ABH19-L        | B            | 19 | 32.5 | 25-31                 | DCK1                 | AACC2531 ABCC2531     | 0.10         |
| DCK2-ABH25-M        | B            | 25 | 50   | 29-36                 | DCK2                 | AACC2936 ABCC2936     | 0.17         |
| DCK2-ABH25-L        | B            | 25 | 50   | 35-42                 | DCK2                 | AACC3542 ABCC3542     | 0.19         |
| DCK3-ABH32-M        | B            | 32 | 63   | 36-45                 | DCK3                 | AACC3645 ABCC3645     | 0.37         |
| DCK3-ABH32-L        | B            | 32 | 63   | 44-53                 | DCK3                 | AACC4453 ABCC4453     | 0.37         |
| DCK4-ABH40-M        | B            | 40 | 63   | 45-56                 | DCK4                 | AACC4556 ABCC4556     | 0.56         |
| DCK4-ABH40-L        | B            | 40 | 63   | 55-66                 | DCK4                 | AACC5566 ABCC5566     | 0.58         |
| DCK5-ABH50-M        | B            | 50 | 80   | 56-74                 | DCK5                 | AACC5674 ABCC5674     | 1.10         |
| DCK5-ABH50-L        | B            | 50 | 80   | 74-92                 | DCK5                 | AACC7492 ABCC7492     | 1.14         |
| DCK6-ABH63-M        | B            | 64 | 82   | 70-90                 | DCK6                 | AACC7090 ABCC7090     | 1.78         |
| DCK6-ABH63-L        | B            | 64 | 82   | 90-110                | DCK6                 | AACC90110 ABCC90110   | 1.90         |
| DCK6-ABH80-M        | B            | 80 | 82   | 90-130                | DCK6                 | AACC90130 ABCC90130   | 2.30         |
| DCK6-ABH80-L        | B            | 80 | 82   | 130-170               | DCK6                 | AACC130170 ABCC130170 | 2.44         |

注：使用错齿式加工详见A77页“加工方法”  
Notice: For stepped cutting, please refer to Page A77.

# ABH

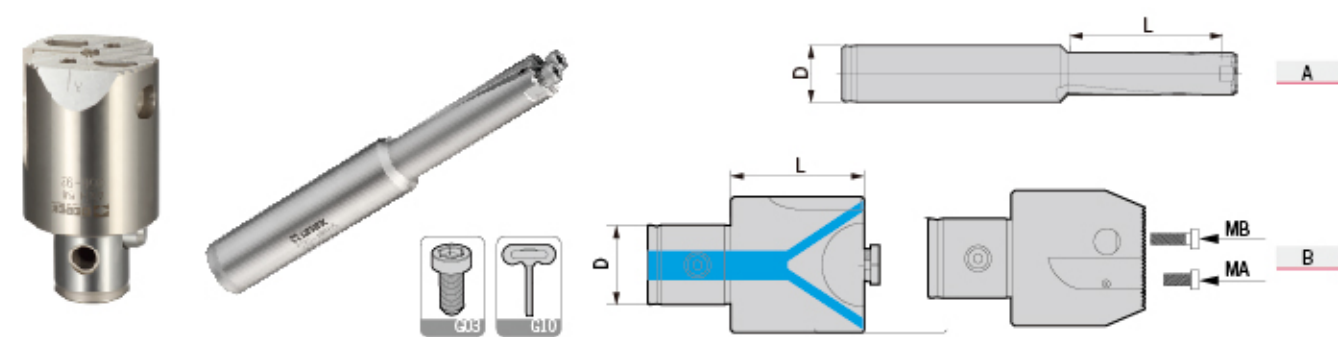
## ABH Rough Back-boring Tool ABH 反镗式粗镗头



| 型号<br>Specification | d  | L  | 镗孔范围C-D<br>Boring range | 组合刀柄<br>Adapter size | 刀片座<br>Insert holder | 压板<br>Clamp | 重量<br>Weight |
|---------------------|----|----|-------------------------|----------------------|----------------------|-------------|--------------|
| DCK2-ABH25-MF       | 25 | 41 | 29-36                   | DCK2                 | AKCC2936             | APR25       | 0.17         |
| DCK2-ABH25-LF       | 25 | 41 | 35-42                   | DCK2                 | AKCC3542             | APR25       | 0.18         |
| DCK3-ABH32-MF       | 32 | 49 | 36-45                   | DCK3                 | AKCC3645             | APR32       | 0.36         |
| DCK3-ABH32-LF       | 32 | 49 | 44-53                   | DCK3                 | AKCC4453             | APR32       | 0.36         |
| DCK4-ABH40-MF       | 40 | 49 | 45-56                   | DCK4                 | AKCC4556             | APR40       | 0.54         |
| DCK4-ABH40-LF       | 40 | 49 | 55-66                   | DCK4                 | AKCC5566             | APR40       | 0.55         |
| DCK5-ABH50-MF       | 50 | 61 | 56-74                   | DCK5                 | AKCC5674             | APR50       | 1.07         |
| DCK5-ABH50-LF       | 50 | 61 | 74-92                   | DCK5                 | AKCC7492             | APR50       | 1.09         |
| DCK6-ABH63-MF       | 64 | 61 | 70-90                   | DCK6                 | AKCC7090             | APR63       | 1.74         |
| DCK6-ABH63-LF       | 64 | 61 | 90-110                  | DCK6                 | AKCC90110            | APR63       | 1.79         |
| DCK6-ABH80-MF       | 80 | 61 | 90-130                  | DCK6                 | AKCC90130            | APR80       | 2.23         |
| DCK6-ABH80-LF       | 80 | 61 | 130-170                 | DCK6                 | AKCC130170           | APR80       | 2.30         |

注/Notice: 选配反镗头需满足:  $C > (D+d)/2$

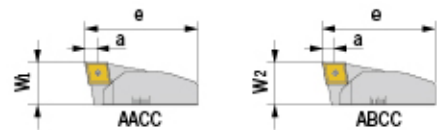
## ABH Twin-bit Rough Boring Head ABH 分体式粗镗头本体



| 型号<br>Specification | 图示<br>Figure | D  | L    | 刀片座锁紧螺钉<br>MA | 刀片座锁紧螺钉<br>MB | L型扳手<br>Wrench | 重量<br>Weight |
|---------------------|--------------|----|------|---------------|---------------|----------------|--------------|
| ABH 15              | A            | 15 | 53   | -             | E040U100-D    | L03            | 0.28         |
| 19                  | B            | 11 | 21.5 | -             | E040U160-D    | L03            | 0.07         |
| 25                  | B            | 14 | 40   | -             | E040U160-D    | L03            | 0.16         |
| 32                  | B            | 18 | 48   | E050U120-D    | E050U200-D    | L04            | 0.33         |
| 40                  | B            | 22 | 48   | E060U120-D    | E060U200-D    | L05            | 0.49         |
| 50                  | B            | 28 | 60   | E060U160-D    | E060U250-D    | L05            | 0.98         |
| 63                  | B            | 36 | 60   | E080U160-D    | E080U300-D    | L06            | 1.60         |
| 80                  | B            | 36 | 60   | E080U160-D    | E080U300-D    | L06            | 1.93         |

# ABH

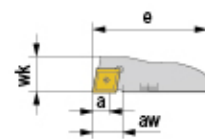
## Cartridge for ABH Rough Boring Tool ABH 粗镗头刀座



| 高刃刀座A<br>Cartridge A | 低刃刀座B<br>Cartridge B | W1    | W2    | e     | 镗孔量<br>a | 镗孔范围<br>Boring range | 组合镗头<br>Boring head | 刀片<br>Insert | 刀片螺钉<br>Insert screw | 旗形扳手<br>Wrench | 重量<br>Weight |
|----------------------|----------------------|-------|-------|-------|----------|----------------------|---------------------|--------------|----------------------|----------------|--------------|
| <b>AOCC 1619</b>     |                      | 11    | 13.85 | 0.5-2 | 16-19    | C20-ABH15            | CCGT0401            | M020D055     | Q06                  | 0.01           |              |
| <b>AOCC 1821</b>     |                      | 11    | 14.85 | 0.5-2 | 18-21    | C20-ABH15            | CCGT0401            | M020D055     | Q06                  | 0.01           |              |
| <b>AACC 2026</b>     | <b>ABCC 2026</b>     | 11.95 | 11.85 | 17.7  | 0.5-3    | 20-26                | ABH19               | CCMT0602     | M025W060             | Q08            | 0.01         |
| 2531                 | 2531                 | 11.95 | 11.85 | 20.2  | 0.5-3    | 25-31                | ABH19               | CCMT0602     | M025W060             | Q08            | 0.01         |
| 2936                 | 2936                 | 11.7  | 11.5  | 25    | 0.5-3    | 29-36                | ABH25               | CCMT0602     | M025W060             | Q08            | 0.01         |
| 3542                 | 3542                 | 11.7  | 11.5  | 30    | 0.5-3    | 35-42                | ABH25               | CCMT0602     | M025W060             | Q08            | 0.02         |
| 3645                 | 3645                 | 11.7  | 11.5  | 32    | 0.5-3    | 36-45                | ABH32               | CCMT0602     | M025W060             | Q08            | 0.02         |
| 4453                 | 4453                 | 11.7  | 11.5  | 38    | 0.5-3    | 44-53                | ABH32               | CCMT0602     | M025W060             | Q08            | 0.02         |
| 4556                 | 4556                 | 15.6  | 15.4  | 40    | 0.5-4    | 45-56                | ABH40               | CCMT09T3     | M040S100-1           | Q15            | 0.04         |
| 5566                 | 5566                 | 15.6  | 15.4  | 46.5  | 0.5-4    | 55-66                | ABH40               | CCMT09T3     | M040S100-1           | Q15            | 0.05         |
| 5674                 | 5674                 | 17.6  | 17.4  | 49    | 0.5-4    | 56-74                | ABH50               | CCMT09T3     | M040S100-1           | Q15            | 0.06         |
| 7492                 | 7492                 | 17.6  | 17.4  | 62    | 0.5-4    | 74-92                | ABH50               | CCMT09T3     | M040S100-1           | Q15            | 0.09         |
| 7090                 | 7090                 | 22.6  | 22.4  | 60    | 0.5-5    | 70-90                | ABH63               | CCMT1204     | M050Y110-1           | Q20            | 0.12         |
| 90110                | 90110                | 22.6  | 22.4  | 78    | 0.5-5    | 90-110               | ABH63               | CCMT1204     | M050Y110-1           | Q20            | 0.18         |
| 90130                | 90130                | 22.6  | 22.4  | 82    | 0.5-5    | 90-130               | ABH80               | CCMT1204     | M050Y110-1           | Q20            | 0.18         |
| 130170               | 130170               | 22.6  | 22.4  | 99.5  | 0.5-5    | 130-170              | ABH80               | CCMT1204     | M050Y110-1           | Q20            | 0.23         |

适用 Suitable: 德克、三菱或日立刀片 DEREK、MITSUBISHI Or HITACHI Insert

## Cartridge for ABH Rough Back-boring Tool ABH反镗式粗镗头刀座

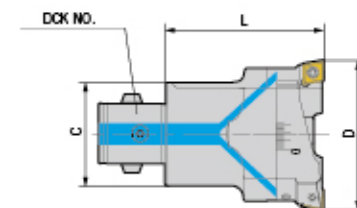


| 反镗刀座K<br>Cartridge K | aw | wk   | e     | a     | 镗孔范围<br>Boring range | 组合镗头<br>Boring head | 刀片<br>Insert | 刀片螺钉<br>Insert screw | 旗形扳手<br>Wrench | 重量<br>Weight |
|----------------------|----|------|-------|-------|----------------------|---------------------|--------------|----------------------|----------------|--------------|
| <b>AKCC 2936</b>     | 4  | 11   | 25    | 0.5-3 | 29-36                | ABH25               | CCMT0602     | M025W060             | Q08            | 0.01         |
| 3542                 | 7  | 11   | 30    | 0.5-3 | 35-42                | ABH25               | CCMT0602     | M025W060             | Q08            | 0.02         |
| 3645                 | 5  | 11   | 32    | 0.5-3 | 36-45                | ABH32               | CCMT0602     | M025W060             | Q08            | 0.02         |
| 4453                 | 9  | 11   | 38    | 0.5-3 | 44-53                | ABH32               | CCMT0602     | M025W060             | Q08            | 0.02         |
| 4556                 | 5  | 15   | 40    | 0.5-4 | 45-56                | ABH40               | CCMT09T3     | M040S100-1           | Q15            | 0.04         |
| 5566                 | 12 | 15   | 46.5  | 0.5-4 | 55-66                | ABH40               | CCMT09T3     | M040S100-1           | Q15            | 0.05         |
| 5674                 | 11 | 17   | 49    | 0.5-4 | 56-74                | ABH50               | CCMT09T3     | M040S100-1           | Q15            | 0.07         |
| 7492                 | 17 | 17   | 62    | 0.5-4 | 74-92                | ABH50               | CCMT09T3     | M040S100-1           | Q15            | 0.09         |
| 7090                 | 12 | 21   | 60    | 0.5-5 | 70-90                | ABH63               | CCMT1204     | M050Y110-1           | Q20            | 0.13         |
| 90110                | 22 | 21   | 78    | 0.5-5 | 90-110               | ABH63               | CCMT1204     | M050Y110-1           | Q20            | 0.18         |
| 90130                | 24 | 21.5 | 82    | 0.5-5 | 90-130               | ABH80               | CCMT1204     | M050Y110-1           | Q20            | 0.18         |
| 130170               | 24 | 21.5 | 102.5 | 0.5-5 | 130-170              | ABH80               | CCMT1204     | M050Y110-1           | Q20            | 0.25         |

适用 Suitable: 德克、三菱或日立刀片 DEREK、MITSUBISHI Or HITACHI Insert

# DBH


## DBH Rough Boring Tool DBH 分体式粗镗头



| 型号<br>Specification      | C  | L    | 镗孔范围D<br>Boring range | 组合刀柄<br>Adapter size | 刀片座<br>Cartridge | 重量<br>Weight |      |
|--------------------------|----|------|-----------------------|----------------------|------------------|--------------|------|
| <b>DCK1-DBH20-26-C</b>   | 19 | 32.5 | 20-26                 | DCK1                 | DACC2026-C       | DBCC2026-C   | 0.06 |
| <b>DCK2-DBH25-33-C</b>   | 24 | 35.5 | 25-33                 | DCK2                 | DACC2533-C       | DBCC2533-C   | 0.12 |
| <b>DCK3-DBH32-42-T</b>   | 31 | 40   | 32-42                 | DCK3                 | DACC3242-T       | DBCC3242-T   | 0.27 |
| <b>DCK3-DBH32-42-C</b>   | 31 | 40   | 32-42                 | DCK3                 | DACC3242-C       | DBCC3242-C   | 0.25 |
| <b>DCK4-DBH40-55-T</b>   | 39 | 47   | 40-55                 | DCK4                 | DACC4055-T       | DBCC4055-T   | 0.49 |
| <b>DCK4-DBH40-55-C</b>   | 39 | 47   | 40-55                 | DCK4                 | DACC4055-C       | DBCC4055-C   | 0.45 |
| <b>DCK5-DBH52-70-T</b>   | 50 | 47   | 52-70                 | DCK5                 | DACC5270-T       | DBCC5270-T   | 0.88 |
| <b>DCK5-DBH52-70-C</b>   | 50 | 47   | 52-70                 | DCK5                 | DACC5270-C       | DBCC5270-C   | 0.88 |
| <b>DCK6-DBH68-92-T</b>   | 64 | 71   | 68-92                 | DCK6                 | DACC6892-T       | DBCC6892-T   | 1.60 |
| <b>DCK6-DBH68-92-C</b>   | 64 | 71   | 68-92                 | DCK6                 | DACC6892-C       | DBCC6892-C   | 1.58 |
| <b>DCK6-DBH90-122-T</b>  | 64 | 71   | 90-122                | DCK6                 | DACC90122-T      | DBCC90122-T  | 2.43 |
| <b>DCK6-DBH90-122-C</b>  | 64 | 71   | 90-122                | DCK6                 | DACC90122-C      | DBCC90122-C  | 2.28 |
| <b>DCK6-DBH120-164-T</b> | 64 | 71   | 120-164               | DCK6                 | DACC120164-T     | DBCC120164-T | 3.20 |
| <b>DCK6-DBH120-164-C</b> | 64 | 71   | 120-164               | DCK6                 | DACC120164-C     | DBCC120164-C | 3.20 |
| <b>DCK6-DBH160-204-T</b> | 64 | 71   | 160-204               | DCK6                 | DACC160204-T     | DBCC160204-T | 3.30 |
| <b>DCK6-DBH160-204-C</b> | 64 | 71   | 160-204               | DCK6                 | DACC160204-C     | DBCC160204-C | 3.30 |
| <b>DCK7-DBH120-164-T</b> | 90 | 87   | 120-164               | DCK7                 | DACC120164-T     | DBCC120164-T | 4.70 |
| <b>DCK7-DBH120-164-C</b> | 90 | 87   | 120-164               | DCK7                 | DACC120164-C     | DBCC120164-C | 4.70 |
| <b>DCK7-DBH160-204-T</b> | 90 | 87   | 160-204               | DCK7                 | DACC160204-T     | DBCC160204-T | 5.80 |
| <b>DCK7-DBH160-204-C</b> | 90 | 87   | 160-204               | DCK7                 | DACC160204-C     | DBCC160204-C | 5.80 |

注: 使用锯齿式加工详见A77页“加工方法”  
Notice: For stepped cutting, please refer to Page A77.

## Cartridge for DBH Rough Boring Tool DBH 粗镗头刀座



| 高刃刀座A<br>Cartridge A | 低刃刀座B<br>Cartridge B | W1   | W2    | e     | 镗孔范围<br>Boring range | 刀片<br>Insert | 刀片螺钉<br>Insert screw | 旗形扳手<br>Wrench | 重量<br>Weight |
|----------------------|----------------------|------|-------|-------|----------------------|--------------|----------------------|----------------|--------------|
| <b>DACC 2026-C</b>   | <b>DBCC 2026-C</b>   | 13.2 | 13.0  | 17.0  | 20-26                | CCMT0602     | M025W060             | Q08            | 0.01         |
| <b>2533-C</b>        | <b>2533-C</b>        | 13.2 | 13.0  | 20.9  | 25-33                | CCMT0602     | M025W060             | Q08            | 0.01         |
| <b>3242-C</b>        | <b>3242-C</b>        | 16.4 | 16.2  | 26.4  | 32-42                | CCMT0602     | M025W060             | Q08            | 0.02         |
| <b>4055-C</b>        | <b>4055-C</b>        | 19.6 | 19.4  | 33.0  | 40-55                | CCMT09T3     | M040S100-1           | Q15            | 0.04         |
| <b>5270-C</b>        | <b>5270-C</b>        | 22.6 | 22.4  | 44.4  | 52-70                | CCMT09T3     | M040S100-1           | Q15            | 0.06         |
| <b>6892-C</b>        | <b>6892-C</b>        | 27.7 | 27.5  | 58.4  | 68-92                | CCMT1204     | M050Y110-1           | Q20            | 0.09         |
| <b>90122-C</b>       | <b>90122-C</b>       | 25.7 | 25.45 | 72.9  | 90-122               | CCMT1204     | M050Y110-1           | Q20            | 0.12         |
| <b>120164-C</b>      | <b>120164-C</b>      | 29.7 | 29.4  | 106.5 | 120-164              | CCMT1204     | M050Y110-1           | Q20            | 0.18         |
| <b>160204-C</b>      | <b>160204-C</b>      | 29.7 | 29.4  | 120.5 | 160-204              | CCMT1204     | M050Y110-1           | Q20            | 0.23         |
| <b>DACC 3242-T</b>   | <b>DBCC 3242-T</b>   | 16.4 | 16.2  | 26.4  | 32-42                | TCMT1102     | M025W060             | Q08            | 0.02         |
| <b>4055-T</b>        | <b>4055-T</b>        | 19.4 | 19.2  | 33.0  | 40-55                | TCMT1102     | M025W060             | Q08            | 0.04         |
| <b>5270-T</b>        | <b>5270-T</b>        | 22.6 | 22.4  | 44.2  | 52-70                | TCMT16T3     | M040S100-1           | Q15            | 0.06         |
| <b>6892-T</b>        | <b>6892-T</b>        | 27.7 | 27.5  | 58.4  | 68-92                | TCMT16T3     | M040S100-1           | Q15            | 0.09         |
| <b>90122-T</b>       | <b>90122-T</b>       | 25.7 | 25.45 | 72.9  | 90-122               | TCMT2204     | M040S100-1           | Q20            | 0.12         |
| <b>120164-T</b>      | <b>120164-T</b>      | 29.7 | 29.4  | 106.5 | 120-164              | TCMT2204     | M050Y110-1           | Q20            | 0.18         |
| <b>160204-T</b>      | <b>160204-T</b>      | 29.7 | 29.4  | 120.5 | 160-204              | TCMT2204     | M050Y110-1           | Q20            | 0.23         |

适用 Suitable: 德克、三菱或日立刀片 DEREK、MITSUBISHI Or HITACHI Insert

# FM-DBH

FM-DBH Large Diameter Rough Boring Tool  
FM-DBH 大径双刃粗镗头



| 型号<br>Specification | 镗孔范围<br>Boring range | H   | 组合刀柄<br>Adapter size | 刀片型号<br>Insert | 重量<br>Weight |
|---------------------|----------------------|-----|----------------------|----------------|--------------|
| FMS-DBH148200       | 148-200              | 102 | FMS                  | CCMT1204       | 3.86         |
| DBH198250           | 198-250              | 102 | FMS                  | /              | 4.39         |
| DBH248300           | 248-300              | 102 | FMS                  | CNMG1606       | 4.87         |

| 刀片座<br>Insert Holder | 图示<br>Picture | 刀片型号<br>Insert | 配件<br>Item                  | 扳手<br>Wrench | 重量<br>Weight |
|----------------------|---------------|----------------|-----------------------------|--------------|--------------|
| S12-R40-CC12         |               | CCMT1204       | M050Y110-1                  | Q20          | 0.25         |
| S12-R40-CN16         |               | CNMG1606       | MC1604 MX0822 MY0823 ML0828 | L03,L04      | 0.30         |

适用 Suitable: 德克、京瓷或住友刀片 DEREK、KYOCERA Or SUMITOMO Insert

| 组件<br>Item                         | 型号<br>Specification | 图示<br>Picture | 重量<br>Weight |
|------------------------------------|---------------------|---------------|--------------|
| 组合刀柄<br>Adapter Size               | HSK-A-FMS           |               | -            |
|                                    | BT-FMS              |               | -            |
|                                    | SK-FMS              |               | -            |
|                                    | BBT-FMS             |               | -            |
|                                    | CAT-FMS             |               | -            |
| 大径铝横梁<br>Extension Aluminum Bridge | FMS40-148           |               | 1.46         |
|                                    | FMS40-198           |               | 1.99         |
|                                    | FMS40-248           |               | 2.47         |
| 粗镗滑块<br>Rough Boring Slider        | FMS12-S17           |               | 0.95         |

## 特点 / Feature

- 铝制比重70-90%。
- 中心内冷。
- 轴向可调，调节行程1.5 mm。
- 动平衡设定：G6.3；1, 000 rpm。

- 70-90% of material is made from Aluminum.
- With internal cooling supply.
- Axial direction adjustable 0~1.5mm.
- Balanced: G6.3;1,000 rpm.

# FM-DBH

FM-DBH Large Diameter Rough Boring Tool  
FM-DBH 大径双刃粗镗头



| 型号<br>Specification | 镗孔范围<br>Boring range | H   | 组合刀柄<br>Adapter size | 刀片型号<br>Insert | 重量<br>Weight |
|---------------------|----------------------|-----|----------------------|----------------|--------------|
| FMX-DBH298380       | 298-380              | 114 | FMX                  | CCMT1204       | 8.97         |
| DBH378460           | 378-460              | 119 | FMX                  | /              | 10.73        |
| DBH458540           | 458-540              | 124 | FMX                  | CNMG1606       | 12.66        |

| 刀片座<br>Insert Holder | 图示<br>Picture | 刀片型号<br>Insert | 配件<br>Item                  | 扳手<br>Wrench | 重量<br>Weight |
|----------------------|---------------|----------------|-----------------------------|--------------|--------------|
| S12-R40-CC12         |               | CCMT1204       | M050Y110-1                  | Q20          | 0.25         |
| S12-R40-CN16         |               | CNMG1606       | MC1604 MX0822 MY0823 ML0828 | L03,L04      | 0.30         |

适用 Suitable: 德克、京瓷或住友刀片 DEREK、KYOCERA Or SUMITOMO Insert

| 组件<br>Item                         | 型号<br>Specification | 图示<br>Picture | 重量<br>Weight |
|------------------------------------|---------------------|---------------|--------------|
| 组合刀柄<br>Adapter Size               | HSK-A-FMX           |               | -            |
|                                    | BT-FMX              |               | -            |
|                                    | SK-FMX              |               | -            |
|                                    | BBT-FMX             |               | -            |
|                                    | CAT-FMX             |               | -            |
| 大径铝横梁<br>Extension Aluminum Bridge | FMX40-298           |               | 5.33         |
|                                    | FMX40-378           |               | 7.09         |
|                                    | FMX40-458           |               | 9.02         |
| 粗镗滑块<br>Rough Boring Slider        | FMS12-S24           |               | 1.57         |

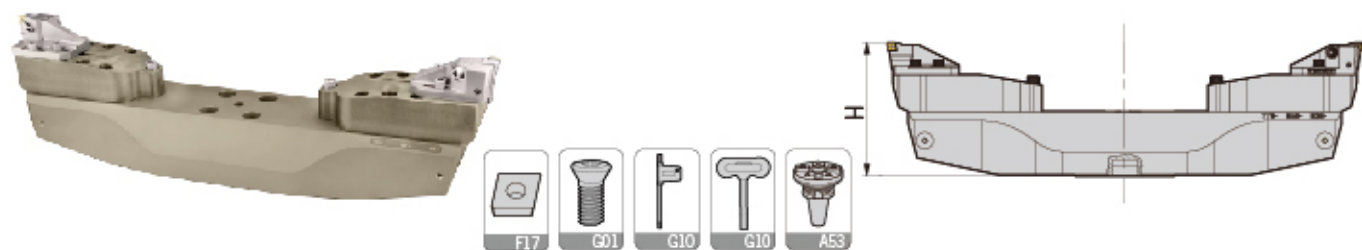
## 特点 / Feature

- 铝制比重70-90%。
- 中心内冷。
- 轴向可调，调节行程1.5 mm。
- 动平衡设定：G6.3；1, 000 rpm。

- 70-90% of material is made from Aluminum.
- With internal cooling supply.
- Axial direction adjustable 0~1.5mm.
- Balanced: G6.3;1,000 rpm.

# FM-DBH

FM-DBH Large Diameter Rough Boring Tool  
FM-DBH 大径双刃粗镗头



| 型号<br>Specification | 镗孔范围<br>Boring range | H   | 组合刀柄<br>Adapter size | 刀片型号<br>Insert | 重量<br>Weight |
|---------------------|----------------------|-----|----------------------|----------------|--------------|
| FMX-DBH538780       | 538-780              | 198 | FMX                  | CCMT1204       | 25.11        |
| DBH7781020          | 778-1020             | 218 | FMX                  | /              | 36.30        |
| DBH10181260         | 1018-1260            | 218 | FMX                  | CNMG1606       | 43.73        |

| 刀片座<br>Insert Holder | 图示<br>Picture | 刀片型号<br>Insert | 配件<br>Item                  | 扳手<br>Wrench | 重量<br>Weight |
|----------------------|---------------|----------------|-----------------------------|--------------|--------------|
| S12-R40-CC12         |               | CCMT1204       | M050Y110-1                  | Q20          | 0.25         |
| S12-R40-CN16         |               | CNMG1606       | MC1604 MX0822 MY0823 ML0828 | L03,L04      | 0.30         |

适用 Suitable: 德克、京瓷或住友刀片 DEREK、KYOCERA Or SUMITOMO Insert

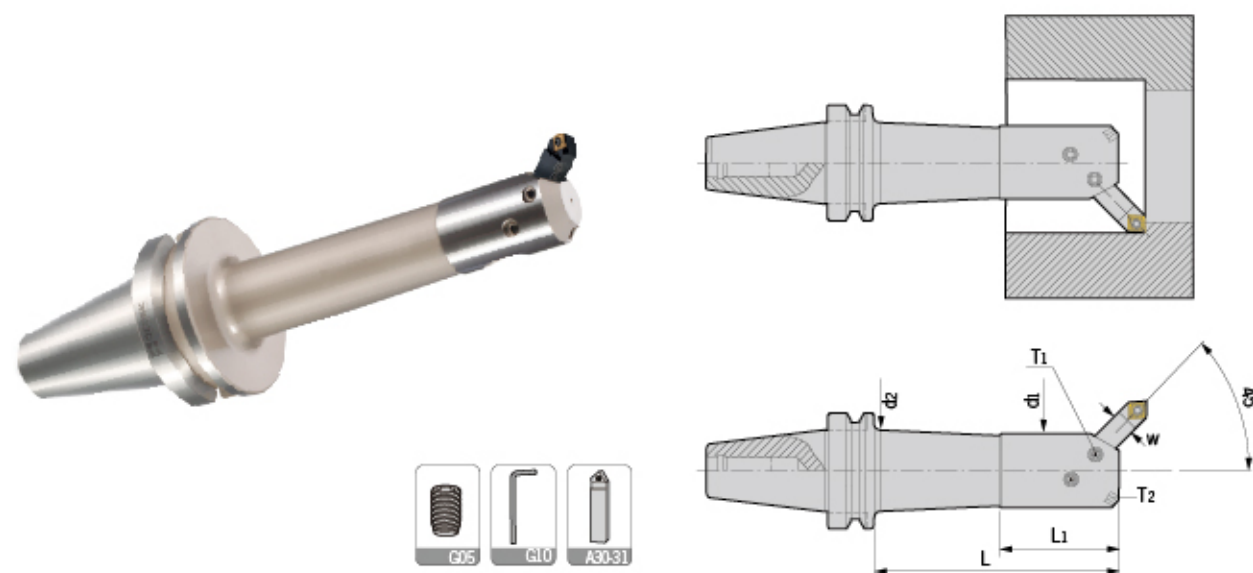
| 组件<br>Item                         | 型号<br>Specification | 图示<br>Picture | 重量<br>Weight |
|------------------------------------|---------------------|---------------|--------------|
| 组合刀柄<br>Adapter size               | HSK-A-FMX           |               | -            |
|                                    | BT-FMX              |               | -            |
|                                    | SK-FMX              |               | -            |
|                                    | BBT-FMX             |               | -            |
|                                    | CAT-FMX             |               | -            |
| 大径铝横梁<br>Extension Aluminum bridge | FMX40-538           |               | 14.77        |
|                                    | FMX40-778           |               | 25.96        |
|                                    | FMX40-1018          |               | 33.39        |
| 加长铝滑块<br>Long Aluminum Slider      | FMA35-S24           |               | 3.35         |
| 粗镗滑块<br>Rough Boring Slider        | FMS12-S24           |               | 1.57         |

## 特点 / Feature

- 铝制比重70-90%。
- 中心内冷。
- 轴向可调，调节行程1.5 mm。
- 动平衡设定：G6.3；1, 000 rpm。
- 70-90% of material is made from Aluminum.
- With internal cooling supply.
- Axial direction adjustable 0~1.5mm.
- Balanced: G6.3;1,000 rpm.

# BSA

BSA 45° Boring Holder With Square Boring Bit  
BSA45° 粗镗孔刀柄

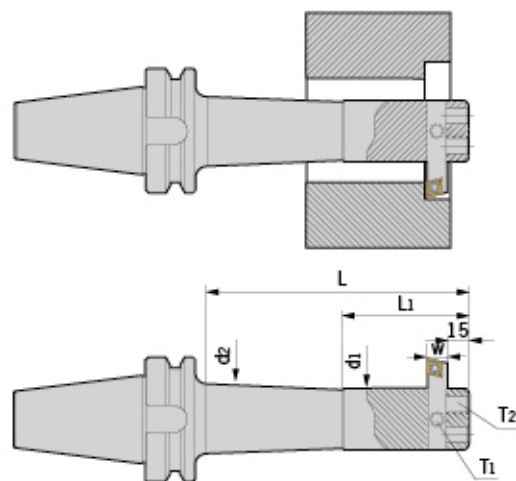


| 型号<br>Specification    | d1 | d2 | L1  | L   | 镗孔范围<br>Boring range | W  | 锁紧螺钉<br>T1 | 锁紧螺钉<br>T2 | 重量<br>Weight |
|------------------------|----|----|-----|-----|----------------------|----|------------|------------|--------------|
| <b>BT40-</b> BSA25-120 | 20 | 22 | 35  | 90  | 25-38                | 8  | M060U060-D | -          | 1.19         |
| BSA30-150              | 24 | 26 | 40  | 120 | 30-42                | 8  | M060U080-D | M060U100-D | 1.40         |
| BSA38-165              | 30 | 33 | 50  | 135 | 38-52                | 10 | M080U100-D | M080U120-D | 1.70         |
| BSA42-165              | 34 | 37 | 50  | 135 | 42-56                | 10 | M080U100-D | M080U120-D | 1.91         |
| BSA42-210              | 34 | 37 | 50  | 180 | 42-56                | 10 | M080U100-D | M080U120-D | 2.24         |
| BSA50-165              | 40 | 44 | 65  | 135 | 50-65                | 13 | M080U100-D | M080U120-D | 2.24         |
| BSA62-180              | 50 | 56 | 80  | 150 | 62-90                | 16 | M100U120-D | M100U160-D | 3.20         |
| BSA72-180              | 60 | -  | 95  | 150 | 72-110               | 19 | M100U120-D | M100U200-D | 3.93         |
| BSA90-180              | 75 | -  | -   | 150 | 90-125               | 19 | M120U200-D | M120U300-D | 5.13         |
| <b>BT50-</b> BSA25-135 | 20 | 22 | 35  | 92  | 25-38                | 8  | M060U060-D | -          | 3.90         |
| BSA30-165              | 24 | 26 | 40  | 122 | 30-42                | 8  | M060U080-D | M060U100-D | 4.07         |
| BSA38-180              | 30 | 33 | 50  | 137 | 38-52                | 10 | M080U100-D | M080U120-D | 4.39         |
| BSA42-210              | 34 | 37 | 60  | 167 | 42-56                | 10 | M080U100-D | M080U120-D | 4.86         |
| BSA50-180              | 40 | 44 | 65  | 137 | 50-65                | 13 | M080U100-D | M080U120-D | 5.00         |
| BSA50-240              | 40 | 44 | 65  | 197 | 50-65                | 13 | M080U100-D | M080U120-D | 5.59         |
| BSA62-195              | 50 | 56 | 80  | 152 | 62-90                | 16 | M100U120-D | M100U160-D | 5.93         |
| BSA62-270              | 50 | 56 | 80  | 227 | 62-90                | 16 | M100U120-D | M100U160-D | 6.63         |
| BSA72-195              | 60 | 66 | 95  | 152 | 72-110               | 19 | M100U160-D | M100U200-D | 6.18         |
| BSA72-285              | 60 | 66 | 95  | 242 | 72-110               | 19 | M100U160-D | M100U200-D | 8.92         |
| BSA90-210              | 75 | 80 | 110 | 267 | 90-125               | 19 | M120U200-D | M120U300-D | 8.88         |
| BSA90-300              | 75 | 80 | 110 | 257 | 90-125               | 19 | M120U200-D | M120U300-D | 12.14        |
| BSA105-195             | 90 | -  | -   | 152 | 105-160              | 25 | M120U200-D | M120U300-D | 10.60        |
| BSA105-285             | 90 | 94 | 130 | 242 | 105-160              | 25 | M120U200-D | M120U300-D | 14.00        |

注：刀夹需单独订购。  
Notice: Square boring bit shall be ordered separately.

## 特点 / Feature

- 可选用四角形熔焊刀具或舍弃式刀具。
- 镗盲孔专用。
- Can be with 4-corner welded cutter or indexable cutting tools.
- Special for blind holes.



| 型号<br>Specification    | d1 | d2 | L1  | L   | 镗孔范围<br>Boring range | W  | 锁紧螺钉<br>T1 | 锁紧螺钉<br>T2 | 重量<br>Weight |
|------------------------|----|----|-----|-----|----------------------|----|------------|------------|--------------|
| <b>BT40-</b> BSB25-120 | 20 | 22 | 35  | 90  | 25-52                | 8  | M060U060-D | M060U120-D | 1.21         |
| BSB38-150              | 30 | 33 | 55  | 120 | 38-70                | 10 | M080U100-D | M080U120-D | 1.73         |
| BSB50-165              | 40 | 44 | 70  | 135 | 50-90                | 13 | M100U120-D | M100U120-D | 2.45         |
| BSB62-180              | 50 | 56 | 80  | 150 | 62-115               | 16 | M100U120-D | M100U160-D | 3.56         |
| BSB90-180              | 75 | -  | -   | 150 | 90-150               | 19 | M120U120-D | M120U250-D | 6.30         |
| <b>BT50-</b> BSB25-135 | 20 | 22 | 35  | 92  | 25-52                | 8  | M060U060-D | M060U120-D | 3.95         |
| BSB38-180              | 30 | 33 | 55  | 137 | 38-70                | 10 | M080U100-D | M080U120-D | 4.51         |
| BSB50-180              | 40 | 44 | 70  | 137 | 50-90                | 13 | M100U120-D | M100U120-D | 5.21         |
| BSB50-240              | 40 | 44 | 70  | 197 | 50-90                | 13 | M100U120-D | M100U120-D | 5.82         |
| BSB62-195              | 50 | 56 | 80  | 152 | 62-115               | 16 | M100U120-D | M100U160-D | 6.33         |
| BSB62-270              | 50 | 56 | 80  | 227 | 62-115               | 16 | M100U120-D | M100U160-D | 7.61         |
| BSB72-195              | 60 | 66 | 95  | 152 | 72-135               | 19 | M120U120-D | M120U200-D | 7.40         |
| BSB72-285              | 60 | 66 | 95  | 242 | 72-135               | 19 | M120U120-D | M120U200-D | 9.37         |
| BSB90-210              | 75 | 80 | 115 | 167 | 90-150               | 19 | M120U120-D | M120U250-D | 9.97         |
| BSB90-300              | 75 | 80 | 115 | 257 | 90-150               | 19 | M120U120-D | M120U250-D | 13.24        |
| BSB105-195             | 90 | -  | -   | 152 | 105-190              | 25 | M120U120-D | M120U300-D | 11.66        |
| BSB105-285             | 90 | 94 | 135 | 242 | 105-190              | 25 | M120U120-D | M120U300-D | 16.29        |

注：刀夹需单独订购。  
Notice: Square boring bit shall be ordered separately.

### 特点 / Feature

- 适用于孔径凹凸不平，毛坯粗糙之加工物。 ■For work piece with a rough surface.
- 适用通孔、反镗加工。 ■Special for through holes.

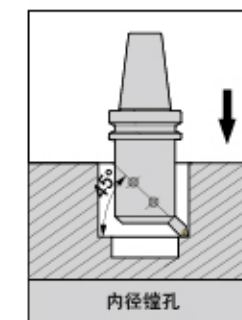


T90度刀杆适用于BSB刀柄 For BSB Boring Holder

| 型号<br>Specification | D  | L   | 镗孔范围<br>Boring range | 刀片<br>Insert | 刀片螺钉<br>Insert screw | 旗形扳手<br>Wrench | 重量<br>Weight |
|---------------------|----|-----|----------------------|--------------|----------------------|----------------|--------------|
| <b>TBS</b> 910-36-L | 10 | 36  | 38-50                | TPGH0902     | M025W060             | Q08            | 0.05         |
| 910-45-L            | 10 | 45  | 50-70                | TPGH0902     | M025W060             | Q08            | 0.05         |
| 913-48-L            | 13 | 48  | 50-70                | TPGH1103     | M030W070             | Q08            | 0.08         |
| 913-65-L            | 13 | 65  | 70-90                | TPGH1103     | M030W070             | Q08            | 0.10         |
| 916-60-L            | 16 | 60  | 62-90                | TPGH1103     | M030W070             | Q08            | 0.15         |
| 916-80-L            | 16 | 80  | 90-115               | TPGH1103     | M030W070             | Q08            | 0.20         |
| 919-70-L            | 19 | 70  | 72-105               | TPGH1603     | M035D080-2           | Q15            | 0.22         |
| 919-85-L            | 19 | 85  | 90-115               | TPGH1603     | M035D080-2           | Q15            | 0.25         |
| 919-90-L            | 19 | 90  | 105-135              | TPGH1603     | M035D080-2           | Q15            | 0.27         |
| 919-105-L           | 19 | 105 | 115-150              | TPGH1603     | M035D080-2           | Q15            | 0.30         |
| 925-100-L           | 25 | 100 | 105-140              | TPGH1603     | M035D080-2           | Q15            | 0.50         |
| 925-135-L           | 25 | 130 | 140-190              | TPGH1603     | M035D080-2           | Q15            | 0.65         |

适用 Suitable: 德克、京瓷或住友刀片 DEREK、KYOCERA Or SUMITOMO Insert

备注：R为右手刀背镗专用R:Special for back boring



T45度刀杆适用于BSA刀柄 For BSA Boring Holder

| 型号<br>Specification | D  | L   | 镗孔范围<br>Boring range | 刀片<br>Insert | 刀片螺钉<br>Insert screw | 旗形扳手<br>Wrench | 重量<br>Weight |
|---------------------|----|-----|----------------------|--------------|----------------------|----------------|--------------|
| <b>TBS</b> 410-45   | 10 | 45  | 38-52                | TPGH0902     | M025W060             | Q08            | 0.05         |
| 410-50              | 10 | 50  | 42-56                | TPGH0902     | M025W060             | Q08            | 0.05         |
| 413-60              | 13 | 60  | 50-65                | TPGH1103     | M030W070             | Q08            | 0.10         |
| 416-75              | 16 | 75  | 62-90                | TPGH1103     | M030W070             | Q08            | 0.15         |
| 419-90              | 19 | 90  | 72-110               | TPGH1603     | M035D080-2           | Q15            | 0.25         |
| 419-115             | 19 | 115 | 90-125               | TPGH1603     | M035D080-2           | Q15            | 0.35         |
| 425-130             | 25 | 130 | 105-160              | TPGH1603     | M035D080-2           | Q15            | 0.65         |

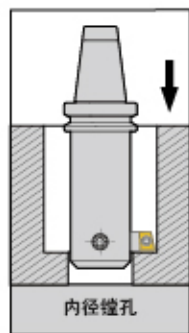
适用 Suitable: 德克、京瓷或住友刀片 DEREK、KYOCERA Or SUMITOMO Insert

### 特点 / Feature

- TBS适合粗加工及中切削加工。 ■For roughing and medium-heavy cutting.

# CBS

CBS Square Boring Bar  
CBS 舍弃式镗孔刀杆

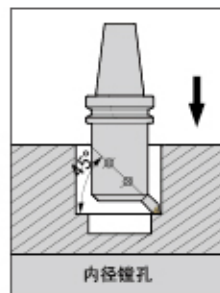


C90度刀杆适用于BSB刀柄 For BSB Boring Holder

| 型号<br>Specification | D  | L   | 镗孔范围<br>Boring range | 刀片<br>Insert | 刀片螺钉<br>Insert screw | 旗形扳手<br>Wrench | 重量<br>Weight |
|---------------------|----|-----|----------------------|--------------|----------------------|----------------|--------------|
| <b>CBS</b> 908-23-L | 8  | 23  | 25-38                | CCMT0602     | M025W060             | Q08            | 0.05         |
| 908-30-L            | 8  | 30  | 38-52                | CCMT0602     | M025W060             | Q08            | 0.06         |
| 910-36-L            | 10 | 36  | 38-50                | CCMT0602     | M025W060             | Q08            | 0.07         |
| 910-45-L            | 10 | 45  | 50-70                | CCMT0602     | M025W060             | Q08            | 0.08         |
| 913-48-L            | 13 | 48  | 50-70                | CCMT09T3     | M040S100             | Q15            | 0.10         |
| 913-65-L            | 13 | 65  | 70-90                | CCMT09T3     | M040S100             | Q15            | 0.12         |
| 916-60-L            | 16 | 60  | 62-90                | CCMT09T3     | M040S100             | Q15            | 0.15         |
| 916-80-L            | 16 | 80  | 90-115               | CCMT09T3     | M040S100             | Q15            | 0.17         |
| 919-70-L            | 19 | 70  | 72-105               | CCMT1204     | M050Y110-1           | Q20            | 0.20         |
| 919-85-L            | 19 | 85  | 90-115               | CCMT1204     | M050Y110-1           | Q20            | 0.28         |
| 919-90-L            | 19 | 90  | 105-135              | CCMT1204     | M050Y110-1           | Q20            | 0.25         |
| 919-105-L           | 19 | 105 | 115-150              | CCMT1204     | M050Y110-1           | Q20            | 0.30         |
| 925-100-L           | 25 | 100 | 105-140              | CCMT1204     | M050Y110-1           | Q20            | 0.50         |
| 925-135-L           | 25 | 135 | 140-190              | CCMT1204     | M050Y110-1           | Q20            | 0.65         |

适用 Suitable: 德克、三菱或日立刀片 DEREK、MITSUBISHI Or HITACHI Insert

备注: R为右手刀背镗专用R: Special for back boring



C45度刀杆适用于BSA刀柄 For BSA Boring Holder

| 型号<br>Specification | D  | L   | 镗孔范围<br>Boring range | 刀片<br>Insert | 刀片螺钉<br>Insert screw | 旗形扳手<br>Wrench | 重量<br>Weight |
|---------------------|----|-----|----------------------|--------------|----------------------|----------------|--------------|
| <b>CBS</b> 408-30   | 8  | 30  | 25-38                | CCMT0602     | M025W060             | Q08            | 0.05         |
| 408-35              | 8  | 35  | 30-42                | CCMT0602     | M025W060             | Q08            | 0.06         |
| 410-45              | 10 | 45  | 38-52                | CCMT0602     | M025W060             | Q08            | 0.07         |
| 410-50              | 10 | 50  | 42-56                | CCMT0602     | M025W060             | Q08            | 0.08         |
| 413-60              | 13 | 60  | 50-65                | CCMT09T3     | M040S100             | Q15            | 0.10         |
| 416-75              | 16 | 75  | 62-90                | CCMT09T3     | M040S100             | Q15            | 0.20         |
| 419-90              | 19 | 90  | 72-110               | CCMT1204     | M050Y110-1           | Q20            | 0.25         |
| 419-115             | 19 | 115 | 90-125               | CCMT1204     | M050Y110-1           | Q20            | 0.30         |
| 425-130             | 25 | 130 | 105-160              | CCMT1204     | M050Y110-1           | Q20            | 0.60         |

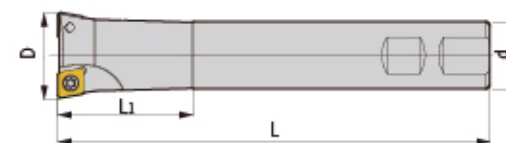
适用 Suitable: 德克、三菱或日立刀片 DEREK、MITSUBISHI Or HITACHI Insert

### 特点 / Feature

■CBS适合重切削加工。 ■For heavy cutting.

# SB

SB Fixed Rough Boring Bar  
SB 固定式粗镗刀杆

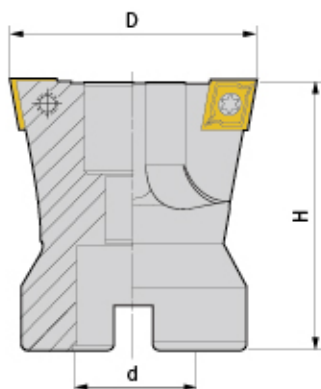
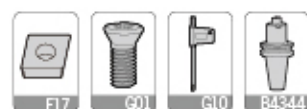


| 型号<br>Specification     | 刃数<br>Teeth | D    | d  | L1 | L   | 刀片<br>Insert | 刀片螺钉<br>Insert screw | 旗形扳手<br>Wrench |
|-------------------------|-------------|------|----|----|-----|--------------|----------------------|----------------|
| <b>SB-</b> C16-TB16-110 | 2           | 15.8 | 16 | 60 | 110 | CCMT060204   | M025W060             | Q08            |
| C16-TB16-135            | 2           | 15.8 | 16 | 85 | 135 | CCMT060204   | M025W060             | Q08            |
| C16-TB17-110            | 2           | 16.8 | 16 | 40 | 110 | CCMT060204   | M025W060             | Q08            |
| C16-TB17-135            | 2           | 16.8 | 16 | 40 | 135 | CCMT060204   | M025W060             | Q08            |
| C16-TB18-110            | 2           | 17.8 | 16 | 40 | 110 | CCMT060204   | M025W060             | Q08            |
| C16-TB18-135            | 2           | 17.8 | 16 | 40 | 135 | CCMT060204   | M025W060             | Q08            |
| C16-TB19-110            | 2           | 18.8 | 16 | 40 | 110 | CCMT060204   | M025W060             | Q08            |
| C16-TB19-160            | 2           | 18.8 | 16 | 40 | 160 | CCMT060204   | M025W060             | Q08            |
| C16-TB20-110            | 2           | 19.8 | 16 | 40 | 110 | CCMT060204   | M025W060             | Q08            |
| C16-TB20-160            | 2           | 19.8 | 16 | 40 | 160 | CCMT060204   | M025W060             | Q08            |
| C20-TB21-120            | 2           | 20.8 | 20 | 40 | 120 | CCMT060204   | M025W060             | Q08            |
| C20-TB21-160            | 2           | 20.8 | 20 | 40 | 160 | CCMT060204   | M025W060             | Q08            |
| C20-TB22-120            | 2           | 21.8 | 20 | 40 | 120 | CCMT060204   | M025W060             | Q08            |
| C20-TB22-160            | 2           | 21.8 | 20 | 40 | 160 | CCMT060204   | M025W060             | Q08            |
| C20-TB23-120            | 2           | 22.8 | 20 | 40 | 120 | CCMT060204   | M025W060             | Q08            |
| C20-TB23-180            | 2           | 22.8 | 20 | 40 | 180 | CCMT060204   | M025W060             | Q08            |
| C20-TB24-120            | 2           | 23.8 | 20 | 40 | 120 | CCMT060204   | M025W060             | Q08            |
| C20-TB24-180            | 2           | 23.8 | 20 | 40 | 180 | CCMT060204   | M025W060             | Q08            |
| C20-TB25-120            | 2           | 24.8 | 20 | 40 | 120 | CCMT060204   | M025W060             | Q08            |
| C20-TB25-160            | 2           | 24.8 | 20 | 90 | 160 | CCMT060204   | M025W060             | Q08            |
| C20-TB25-190            | 2           | 24.8 | 20 | 40 | 190 | CCMT060204   | M025W060             | Q08            |
| C20-TB26-120            | 2           | 25.8 | 20 | 40 | 120 | CCMT060204   | M025W060             | Q08            |
| C20-TB26-190            | 2           | 25.8 | 20 | 40 | 190 | CCMT060204   | M025W060             | Q08            |
| C20-TB27-120            | 2           | 26.8 | 20 | 40 | 120 | CCMT060204   | M025W060             | Q08            |
| C20-TB27-190            | 2           | 26.8 | 20 | 40 | 190 | CCMT060204   | M025W060             | Q08            |
| C20-TB28-120            | 2           | 27.8 | 20 | 40 | 120 | CCMT09T308   | M040S100-1           | Q15            |
| C20-TB28-190            | 2           | 27.8 | 20 | 40 | 190 | CCMT09T308   | M040S100-1           | Q15            |
| C25-TB30-160            | 2           | 29.8 | 25 | 50 | 160 | CCMT09T308   | M040S100-1           | Q15            |
| C25-TB30-190            | 2           | 29.8 | 25 | 50 | 190 | CCMT09T308   | M040S100-1           | Q15            |
| C25-TB32-160            | 2           | 31.8 | 25 | 50 | 160 | CCMT09T308   | M040S100-1           | Q15            |
| C25-TB32-210            | 2           | 31.8 | 25 | 50 | 210 | CCMT09T308   | M040S100-1           | Q15            |
| C25-TB35-160            | 2           | 34.8 | 25 | 50 | 160 | CCMT09T308   | M040S100-1           | Q15            |
| C25-TB35-230            | 2           | 34.8 | 25 | 50 | 230 | CCMT09T308   | M040S100-1           | Q15            |
| C25-TB37-160            | 2           | 36.8 | 25 | 50 | 160 | CCMT09T308   | M040S100-1           | Q15            |
| C25-TB37-250            | 2           | 36.8 | 25 | 50 | 250 | CCMT09T308   | M040S100-1           | Q15            |
| C25-TB40-160            | 2           | 39.8 | 25 | 50 | 160 | CCMT09T308   | M040S100-1           | Q15            |
| C32-TB40-250            | 2           | 39.8 | 32 | 50 | 250 | CCMT09T308   | M040S100-1           | Q15            |
| C32-TB42-200            | 2           | 41.8 | 32 | 50 | 200 | CCMT09T308   | M040S100-1           | Q15            |
| C32-TB42-250            | 2           | 41.8 | 32 | 50 | 250 | CCMT09T308   | M040S100-1           | Q15            |
| C32-TB45-200            | 2           | 44.8 | 32 | 50 | 200 | CCMT09T308   | M040S100-1           | Q15            |
| C32-TB45-310            | 2           | 44.8 | 32 | 50 | 310 | CCMT09T308   | M040S100-1           | Q15            |
| C32-TB47-200            | 2           | 46.8 | 32 | 50 | 200 | CCMT09T308   | M040S100-1           | Q15            |
| C32-TB47-260            | 2           | 46.8 | 32 | 50 | 260 | CCMT09T308   | M040S100-1           | Q15            |
| C32-TB50-200            | 2           | 49.8 | 32 | 50 | 200 | CCMT09T308   | M040S100-1           | Q15            |
| C32-TB50-310            | 2           | 49.8 | 32 | 50 | 310 | CCMT09T308   | M040S100-1           | Q15            |

适用 Suitable: 德克、三菱或日立刀片 DEREK、MITSUBISHI Or HITACHI Insert

# MC

MC Fixed Boring Head  
MC 固定式粗镗头

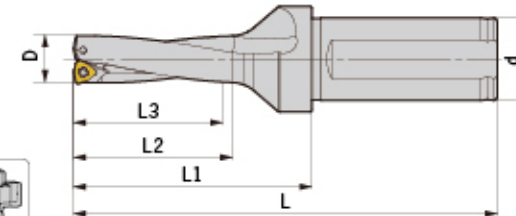


| 型号<br>Specification | 刃数<br>Teeth | D     | d  | H  | 刀片<br>Insert | 刀片螺钉<br>Insert screw | 旗形扳手<br>Wrench | 重量<br>Weight |
|---------------------|-------------|-------|----|----|--------------|----------------------|----------------|--------------|
| MC 22-45            | 2           | 44.8  | 22 | 50 | CCMT09T308   | M040S100-1           | Q15            | 0.25         |
| 22-50               | 2           | 49.8  | 22 | 50 | CCMT09T308   | M040S100-1           | Q15            | 0.30         |
| 22-55               | 2           | 54.8  | 22 | 50 | CCMT09T308   | M040S100-1           | Q15            | 0.35         |
| 22-60               | 2           | 59.8  | 22 | 50 | CCMT09T308   | M040S100-1           | Q15            | 0.47         |
| 27-65               | 2           | 64.8  | 27 | 50 | CCMT09T308   | M040S100-1           | Q15            | 0.60         |
| 27-70               | 2           | 69.8  | 27 | 50 | CCMT09T308   | M040S100-1           | Q15            | 0.78         |
| 27-75               | 2           | 74.8  | 27 | 50 | CCMT09T308   | M040S100-1           | Q15            | 0.86         |
| 27-80               | 2           | 79.8  | 27 | 50 | CCMT09T308   | M040S100-1           | Q15            | 0.94         |
| 27-85               | 2           | 84.8  | 27 | 50 | CCMT09T308   | M040S100-1           | Q15            | 1.08         |
| 27-90               | 2           | 89.8  | 27 | 50 | CCMT09T308   | M040S100-1           | Q15            | 1.10         |
| 27-95               | 2           | 94.8  | 27 | 50 | CCMT09T308   | M040S100-1           | Q15            | 1.16         |
| 27-100              | 2           | 99.8  | 27 | 50 | CCMT09T308   | M040S100-1           | Q15            | 1.20         |
| 32-105              | 2           | 104.8 | 32 | 63 | CCMT09T308   | M040S100-1           | Q15            | 1.84         |
| 32-110              | 2           | 109.8 | 32 | 63 | CCMT09T308   | M040S100-1           | Q15            | 2.13         |
| 32-115              | 2           | 114.8 | 32 | 63 | CCMT09T308   | M040S100-1           | Q15            | 2.22         |
| 32-120              | 2           | 119.8 | 32 | 63 | CCMT09T308   | M040S100-1           | Q15            | 2.28         |
| 32-125              | 2           | 124.8 | 32 | 63 | CCMT09T308   | M040S100-1           | Q15            | 1.72         |
| 32-130              | 2           | 129.8 | 32 | 63 | CCMT09T308   | M040S100-1           | Q15            | 2.42         |

適用 Suitable: 德克、三菱或日立刀片 DEREK、MITSUBISHI Or HITACHI Insert

# KSD-W

KSD-W Indexable Insert Drill (3xD)  
KSD-W 舍弃式快速钻头 (3倍长)



| 型号<br>Specification | 刃数<br>Teeth | D    | d  | L1  | L2  | L3  | L   | 刀片<br>Insert | 刀片螺钉<br>Insert screw | 旗形扳手<br>Wrench | 重量<br>Weight |
|---------------------|-------------|------|----|-----|-----|-----|-----|--------------|----------------------|----------------|--------------|
| KSD- C25-150-3-W    | 2           | 15   | 25 | 72  | 48  | 45  | 128 | WCMX030208   | M025W050             | Q08B           | 0.32         |
| C25-155-3-W         | 2           | 15.5 | 25 | 72  | 48  | 45  | 128 | WCMX030208   | M025W050             | Q08B           | 0.32         |
| C25-160-3-W         | 2           | 16   | 25 | 75  | 51  | 48  | 131 | WCMX030208   | M025W050             | Q08B           | 0.33         |
| C25-165-3-W         | 2           | 16.5 | 25 | 75  | 51  | 48  | 131 | WCMX030208   | M025W050             | Q08B           | 0.34         |
| C25-170-3-W         | 2           | 17   | 25 | 78  | 54  | 51  | 134 | WCMX030208   | M025W060             | Q08B           | 0.34         |
| C25-175-3-W         | 2           | 17.5 | 25 | 78  | 54  | 51  | 134 | WCMX030208   | M025W060             | Q08B           | 0.35         |
| C25-180-3-W         | 2           | 18   | 25 | 81  | 57  | 54  | 137 | WCMX030208   | M025W060             | Q08B           | 0.36         |
| C25-185-3-W         | 2           | 18.5 | 25 | 81  | 57  | 54  | 137 | WCMX030208   | M025W060             | Q08B           | 0.36         |
| C25-190-3-W         | 2           | 19   | 25 | 84  | 60  | 57  | 140 | WCMX030208   | M025W060             | Q08B           | 0.37         |
| C25-195-3-W         | 2           | 19.5 | 25 | 84  | 60  | 57  | 140 | WCMX030208   | M025W060             | Q08B           | 0.37         |
| C32-200-3-W         | 2           | 20   | 32 | 91  | 64  | 60  | 151 | WCMX040208   | M025W060             | Q08B           | 0.57         |
| C32-205-3-W         | 2           | 20.5 | 32 | 91  | 64  | 60  | 151 | WCMX040208   | M025W060             | Q08B           | 0.57         |
| C32-210-3-W         | 2           | 21   | 32 | 94  | 67  | 63  | 154 | WCMX040208   | M025W060             | Q08B           | 0.58         |
| C32-215-3-W         | 2           | 21.5 | 32 | 94  | 67  | 63  | 154 | WCMX040208   | M025W060             | Q08B           | 0.58         |
| C32-220-3-W         | 2           | 22   | 32 | 97  | 70  | 66  | 157 | WCMX040208   | M025W060             | Q08B           | 0.59         |
| C32-225-3-W         | 2           | 22.5 | 32 | 97  | 70  | 66  | 157 | WCMX040208   | M025W060             | Q08B           | 0.59         |
| C32-230-3-W         | 2           | 23   | 32 | 100 | 73  | 69  | 160 | WCMX040208   | M025W060             | Q08B           | 0.61         |
| C32-235-3-W         | 2           | 23.5 | 32 | 100 | 73  | 69  | 160 | WCMX040208   | M025W060             | Q08B           | 0.62         |
| C32-240-3-W         | 2           | 24   | 32 | 103 | 76  | 72  | 163 | WCMX040208   | M025W060             | Q08B           | 0.64         |
| C32-245-3-W         | 2           | 24.5 | 32 | 103 | 76  | 72  | 163 | WCMX040208   | M025W060             | Q08B           | 0.65         |
| C32-250-3-W         | 2           | 25   | 32 | 106 | 79  | 75  | 166 | WCMX050308   | M030W070             | Q08B           | 0.66         |
| C32-255-3-W         | 2           | 25.5 | 32 | 106 | 79  | 75  | 166 | WCMX050308   | M030W070             | Q08B           | 0.66         |
| C32-260-3-W         | 2           | 26   | 32 | 109 | 82  | 78  | 169 | WCMX050308   | M030W070             | Q08B           | 0.70         |
| C32-265-3-W         | 2           | 26.5 | 32 | 109 | 82  | 78  | 169 | WCMX050308   | M030W070             | Q08B           | 0.70         |
| C32-270-3-W         | 2           | 27   | 32 | 112 | 85  | 81  | 172 | WCMX050308   | M030W070             | Q08B           | 0.71         |
| C32-280-3-W         | 2           | 28   | 32 | 115 | 88  | 84  | 175 | WCMX050308   | M030W070             | Q08B           | 0.75         |
| C32-290-3-W         | 2           | 29   | 32 | 118 | 91  | 87  | 178 | WCMX050308   | M030W070             | Q08B           | 0.77         |
| C32-300-3-W         | 2           | 30   | 32 | 121 | 94  | 90  | 181 | WCMX050308   | M030W070             | Q08B           | 0.81         |
| C32-310-3-W         | 2           | 31   | 32 | 127 | 97  | 93  | 187 | WCMT06T308   | M035W090             | Q15B           | 0.84         |
| C32-320-3-W         | 2           | 32   | 32 | 130 | 100 | 96  | 190 | WCMT06T308   | M035W090             | Q15B           | 0.88         |
| C32-330-3-W         | 2           | 33   | 32 | 133 | 103 | 99  | 193 | WCMT06T308   | M035W090             | Q15B           | 0.93         |
| C32-340-3-W         | 2           | 34   | 32 | 136 | 106 | 102 | 196 | WCMT06T308   | M035W090             | Q15B           | 0.96         |
| C32-350-3-W         | 2           | 35   | 32 | 139 | 109 | 105 | 199 | WCMT06T308   | M035W090             | Q15B           | 0.97         |
| C32-360-3-W         | 2           | 36   | 32 | 142 | 112 | 108 | 202 | WCMT06T308   | M035W090             | Q15B           | 1.06         |
| C32-370-3-W         | 2           | 37   | 32 | 145 | 115 | 111 | 205 | WCMT06T308   | M035W090             | Q15B           | 1.06         |
| C32-380-3-W         | 2           | 38   | 32 | 148 | 118 | 114 | 208 | WCMT06T308   | M035W090             | Q15B           | 1.06         |
| C32-390-3-W         | 2           | 39   | 32 | 151 | 121 | 117 | 211 | WCMT06T308   | M035W090             | Q15B           | 1.17         |

适用 Suitable: 德克或住友刀片 DEREK Or SUMITOMO Insert

转下页  
See next page

# KSD-W

KSD-W Indexable Insert Drill (3xD)  
KSD-W 舍弃式快速钻头 (3倍长)

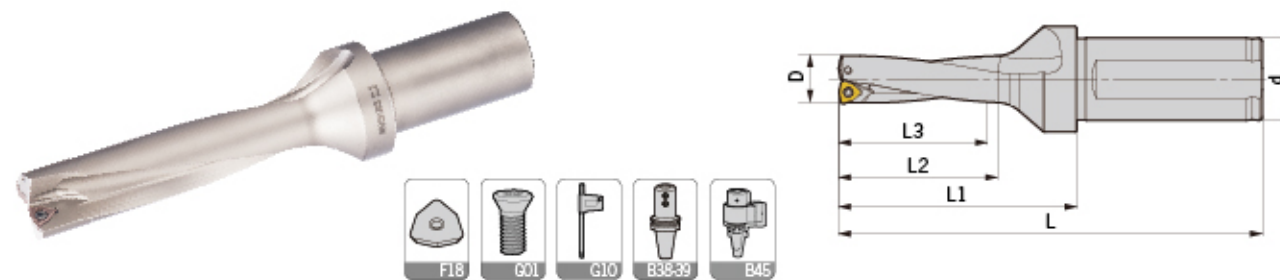


| 型号<br>Specification     | 刃数<br>Teeth | D  | d  | L1  | L2  | L3  | L   | 刀片<br>Insert | 刀片螺钉<br>Insert screw | 旗形扳手<br>Wrench | 重量<br>Weight |
|-------------------------|-------------|----|----|-----|-----|-----|-----|--------------|----------------------|----------------|--------------|
| <b>KSD- C40-400-3-W</b> | 2           | 40 | 40 | 156 | 126 | 120 | 226 | WCMT080412   | M040W090             | Q15B           | 1.66         |
| C40-410-3-W             | 2           | 41 | 40 | 159 | 129 | 123 | 229 | WCMT080412   | M040W090             | Q15B           | 1.66         |
| C40-420-3-W             | 2           | 42 | 40 | 162 | 132 | 126 | 232 | WCMT080412   | M040W090             | Q15B           | 1.70         |
| C40-430-3-W             | 2           | 43 | 40 | 165 | 135 | 129 | 235 | WCMT080412   | M040W090             | Q15B           | 1.77         |
| C40-440-3-W             | 2           | 44 | 40 | 168 | 138 | 132 | 238 | WCMT080412   | M040W090             | Q15B           | 1.81         |
| C40-450-3-W             | 2           | 45 | 40 | 171 | 141 | 135 | 241 | WCMT080412   | M040W090             | Q15B           | 1.81         |
| C40-460-3-W             | 2           | 46 | 40 | 174 | 144 | 138 | 244 | WCMT080412   | M040W090             | Q15B           | 1.96         |
| C40-470-3-W             | 2           | 47 | 40 | 177 | 147 | 141 | 247 | WCMT080412   | M040W090             | Q15B           | 2.04         |
| C40-480-3-W             | 2           | 48 | 40 | 180 | 150 | 144 | 250 | WCMT080412   | M040W090             | Q15B           | 2.11         |
| C40-490-3-W             | 2           | 49 | 40 | 183 | 150 | 147 | 253 | WCMT080412   | M040W090             | Q15B           | 2.20         |
| C40-500-3-W             | 2           | 50 | 40 | 186 | 153 | 150 | 256 | WCMT080412   | M040W090             | Q15B           | 2.28         |
| C40-510-3-W             | 2           | 51 | 40 | 189 | 153 | 153 | 259 | WCMT080412   | M040W090             | Q15B           | 2.30         |
| C40-520-3-W             | 2           | 52 | 40 | 192 | 156 | 156 | 262 | WCMT080412   | M040W090             | Q15B           | 2.40         |
| C40-530-3-W             | 2           | 53 | 40 | 195 | 159 | 159 | 265 | WCMT080412   | M040W090             | Q15B           | 2.42         |
| C40-540-3-W             | 2           | 54 | 40 | 198 | 162 | 162 | 268 | WCMT080412   | M040W090             | Q15B           | 2.46         |
| C40-550-3-W             | 2           | 55 | 40 | 201 | 165 | 165 | 271 | WCMT080412   | M040W090             | Q15B           | 2.56         |
| C40-560-3-W             | 2           | 56 | 40 | 204 | 168 | 168 | 274 | WCMT080412   | M040W090             | Q15B           | 2.79         |
| C40-570-3-W             | 2           | 57 | 40 | 207 | 171 | 171 | 277 | WCMT080412   | M040W090             | Q15B           | 2.89         |
| C40-580-3-W             | 2           | 58 | 40 | 210 | 174 | 174 | 280 | WCMT080412   | M040W090             | Q15B           | 2.95         |
| C40-590-3-W             | 2           | 59 | 40 | 213 | 177 | 177 | 283 | WCMT080412   | M040W090             | Q15B           | 3.18         |
| C40-600-3-W             | 2           | 60 | 40 | 216 | 180 | 180 | 286 | WCMT080412   | M040W090             | Q15B           | 3.22         |
| C40-610-3-W             | 2           | 61 | 40 | 219 | 183 | 183 | 289 | WCMX050308   | M030W070             | Q08B           | 3.38         |
| C40-620-3-W             | 2           | 62 | 40 | 222 | 186 | 186 | 292 | WCMX050308   | M030W070             | Q08B           | 3.47         |
| C40-630-3-W             | 2           | 63 | 40 | 225 | 189 | 189 | 295 | WCMX050308   | M030W070             | Q08B           | 3.56         |
| C40-640-3-W             | 2           | 64 | 40 | 228 | 192 | 192 | 298 | WCMX050308   | M030W070             | Q08B           | 3.72         |
| C40-650-3-W             | 2           | 65 | 40 | 231 | 195 | 195 | 301 | WCMX050308   | M030W070             | Q08B           | 3.94         |
| C40-660-3-W             | 2           | 66 | 40 | 234 | 198 | 198 | 304 | WCMX06T308   | M030W070             | Q08B           | 4.01         |
| C40-670-3-W             | 2           | 67 | 40 | 237 | 201 | 201 | 307 | WCMX06T308   | M030W070             | Q08B           | 4.23         |
| C40-680-3-W             | 2           | 68 | 40 | 240 | 204 | 204 | 310 | WCMX06T308   | M030W070             | Q08B           | 4.28         |
| C40-690-3-W             | 2           | 69 | 40 | 243 | 207 | 207 | 313 | WCMX06T308   | M030W070             | Q08B           | 4.49         |
| C40-700-3-W             | 2           | 70 | 40 | 246 | 210 | 210 | 316 | WCMX06T308   | M030W070             | Q08B           | 4.60         |

适用 Suitable: 德克或住友刀片 DEREK Or SUMITOMO Insert

# KSD-W

KSD-W Indexable Insert Drill (4xD)  
KSD-W 舍弃式快速钻头 (4倍长)



| 型号<br>Specification     | 刃数<br>Teeth | D    | d  | L1  | L2  | L3  | L   | 刀片<br>Insert | 刀片螺钉<br>Insert screw | 旗形扳手<br>Wrench | 重量<br>Weight |
|-------------------------|-------------|------|----|-----|-----|-----|-----|--------------|----------------------|----------------|--------------|
| <b>KSD- C25-160-4-W</b> | 2           | 16   | 25 | 92  | 58  | 64  | 148 | WCMX030208   | M025W050             | Q08B           | 0.35         |
| C25-165-4-W             | 2           | 16.5 | 25 | 92  | 58  | 64  | 148 | WCMX030208   | M025W050             | Q08B           | 0.35         |
| C25-170-4-W             | 2           | 17   | 25 | 96  | 72  | 68  | 152 | WCMX030208   | M025W050             | Q08B           | 0.35         |
| C25-175-4-W             | 2           | 17.5 | 25 | 96  | 72  | 68  | 152 | WCMX030208   | M025W050             | Q08B           | 0.36         |
| C25-180-4-W             | 2           | 18   | 25 | 100 | 76  | 72  | 156 | WCMX030208   | M025W060             | Q08B           | 0.37         |
| C25-185-4-W             | 2           | 18.5 | 25 | 100 | 76  | 72  | 156 | WCMX030208   | M025W060             | Q08B           | 0.38         |
| C25-190-4-W             | 2           | 19   | 25 | 104 | 80  | 76  | 160 | WCMX030208   | M025W060             | Q08B           | 0.39         |
| C25-195-4-W             | 2           | 19.5 | 25 | 104 | 80  | 76  | 160 | WCMX030208   | M025W060             | Q08B           | 0.39         |
| C32-200-4-W             | 2           | 20   | 32 | 111 | 84  | 80  | 171 | WCMX040208   | M025W060             | Q08B           | 0.58         |
| C32-205-4-W             | 2           | 20.5 | 32 | 111 | 84  | 80  | 171 | WCMX040208   | M025W060             | Q08B           | 0.59         |
| C32-210-4-W             | 2           | 21   | 32 | 115 | 88  | 84  | 175 | WCMX040208   | M025W060             | Q08B           | 0.60         |
| C32-215-4-W             | 2           | 21.5 | 32 | 115 | 88  | 84  | 175 | WCMX040208   | M025W060             | Q08B           | 0.61         |
| C32-220-4-W             | 2           | 22   | 32 | 119 | 92  | 88  | 179 | WCMX040208   | M025W060             | Q08B           | 0.63         |
| C32-225-4-W             | 2           | 22.5 | 32 | 119 | 92  | 88  | 179 | WCMX040208   | M025W060             | Q08B           | 0.63         |
| C32-230-4-W             | 2           | 23   | 32 | 123 | 96  | 92  | 183 | WCMX040208   | M025W060             | Q08B           | 0.65         |
| C32-235-4-W             | 2           | 23.5 | 32 | 123 | 96  | 92  | 183 | WCMX040208   | M025W060             | Q08B           | 0.66         |
| C32-240-4-W             | 2           | 24   | 32 | 127 | 100 | 96  | 187 | WCMX040208   | M025W060             | Q08B           | 0.67         |
| C32-245-4-W             | 2           | 24.5 | 32 | 127 | 100 | 96  | 187 | WCMX040208   | M025W060             | Q08B           | 0.68         |
| C32-250-4-W             | 2           | 25   | 32 | 131 | 104 | 100 | 191 | WCMT050308   | M030W070             | Q08B           | 0.69         |
| C32-255-4-W             | 2           | 25.5 | 32 | 131 | 104 | 100 | 191 | WCMT050308   | M030W070             | Q08B           | 0.71         |
| C32-260-4-W             | 2           | 26   | 32 | 135 | 108 | 104 | 195 | WCMT050308   | M030W070             | Q08B           | 0.75         |
| C32-265-4-W             | 2           | 26.5 | 32 | 135 | 108 | 104 | 195 | WCMT050308   | M030W070             | Q08B           | 0.75         |
| C32-270-4-W             | 2           | 27   | 32 | 139 | 112 | 108 | 199 | WCMT050308   | M030W070             | Q08B           | 0.77         |
| C32-280-4-W             | 2           | 28   | 32 | 143 | 116 | 112 | 203 | WCMT050308   | M030W070             | Q08B           | 0.81         |
| C32-290-4-W             | 2           | 29   | 32 | 147 | 120 | 116 | 207 | WCMT050308   | M030W070             | Q08B           | 0.84         |
| C32-300-4-W             | 2           | 30   | 32 | 151 | 124 | 120 | 211 | WCMT050308   | M030W070             | Q08B           | 0.87         |
| C32-310-4-W             | 2           | 31   | 32 | 158 | 128 | 124 | 218 | WCMT06T308   | M035W090             | Q15B           | 0.91         |
| C32-320-4-W             | 2           | 32   | 32 | 162 | 132 | 128 | 222 | WCMT06T308   | M035W090             | Q15B           | 0.97         |
| C32-330-4-W             | 2           | 33   | 32 | 166 | 136 | 132 | 226 | WCMT06T308   | M035W090             | Q15B           | 1.00         |
| C32-340-4-W             | 2           | 34   | 32 | 170 | 140 | 136 | 230 | WCMT06T308   | M035W090             | Q15B           | 1.03         |
| C32-350-4-W             | 2           | 35   | 32 | 174 | 144 | 140 | 234 | WCMT06T308   | M035W090             | Q15B           | 1.08         |
| C32-360-4-W             | 2           | 36   | 32 | 178 | 148 | 144 | 238 | WCMT06T308   | M035W090             | Q15B           | 1.12         |
| C32-370-4-W             | 2           | 37   | 32 | 182 | 152 | 148 | 242 | WCMT06T308   | M035W090             | Q15B           | 1.19         |
| C32-380-4-W             | 2           | 38   | 32 | 186 | 156 | 152 | 246 | WCMT06T308   | M035W090             | Q15B           | 1.23         |
| C32-390-4-W             | 2           | 39   | 32 | 190 | 160 | 156 | 250 | WCMT06T308   | M035W090             | Q15B           | 1.25         |

适用 Suitable: 德克或住友刀片 DEREK Or SUMITOMO Insert

转下页  
See next page



# KSD-W

KSD-W Indexable Insert Drill (4xD)  
KSD-W 舍弃式快速钻头 (4倍长)

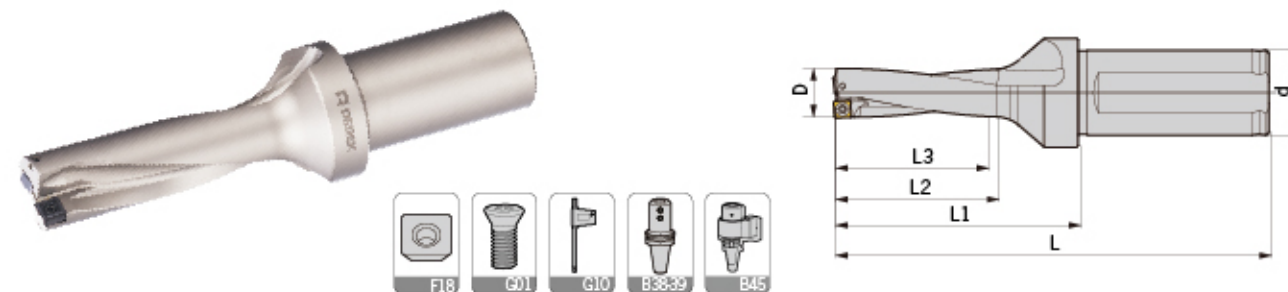


| 型号<br>Specification     | 刃数<br>Teeth | D  | d  | L1  | L2  | L3  | L   | 刀片<br>Insert | 刀片螺钉<br>Insert screw | 旗形扳手<br>Wrench | 重量<br>Weight |
|-------------------------|-------------|----|----|-----|-----|-----|-----|--------------|----------------------|----------------|--------------|
| <b>KSD- C40-400-4-W</b> | 2           | 40 | 40 | 196 | 166 | 160 | 266 | WCMT080412   | M040W090             | Q15B           | 1.78         |
| C40-410-4-W             | 2           | 41 | 40 | 200 | 170 | 164 | 270 | WCMT080412   | M040W090             | Q15B           | 1.88         |
| C40-420-4-W             | 2           | 42 | 40 | 204 | 174 | 168 | 274 | WCMT080412   | M040W090             | Q15B           | 1.92         |
| C40-430-4-W             | 2           | 43 | 40 | 208 | 178 | 172 | 278 | WCMT080412   | M040W090             | Q15B           | 2.04         |
| C40-440-4-W             | 2           | 44 | 40 | 212 | 182 | 176 | 282 | WCMT080412   | M040W090             | Q15B           | 2.20         |
| C40-450-4-W             | 2           | 45 | 40 | 216 | 186 | 180 | 286 | WCMT080412   | M040W090             | Q15B           | 2.32         |
| C40-460-4-W             | 2           | 46 | 40 | 220 | 190 | 184 | 290 | WCMT080412   | M040W090             | Q15B           | 2.38         |
| C40-470-4-W             | 2           | 47 | 40 | 224 | 194 | 188 | 294 | WCMT080412   | M040W090             | Q15B           | 2.41         |
| C40-480-4-W             | 2           | 48 | 40 | 228 | 198 | 192 | 298 | WCMT080412   | M040W090             | Q15B           | 2.53         |
| C40-490-4-W             | 2           | 49 | 40 | 232 | 202 | 196 | 302 | WCMT080412   | M040W090             | Q15B           | 2.56         |
| C40-500-4-W             | 2           | 50 | 40 | 236 | 204 | 200 | 306 | WCMT080412   | M040W090             | Q15B           | 2.69         |
| C40-510-4-W             | 2           | 51 | 40 | 240 | 204 | 204 | 310 | WCMT080412   | M040W090             | Q15B           | 2.83         |
| C40-520-4-W             | 2           | 52 | 40 | 244 | 204 | 208 | 314 | WCMT080412   | M040W090             | Q15B           | 2.84         |
| C40-530-4-W             | 2           | 53 | 40 | 248 | 204 | 212 | 318 | WCMT080412   | M040W090             | Q15B           | 3.05         |
| C40-540-4-W             | 2           | 54 | 40 | 252 | 204 | 216 | 322 | WCMT080412   | M040W090             | Q15B           | 3.23         |
| C40-550-4-W             | 2           | 55 | 40 | 256 | 204 | 220 | 326 | WCMT080412   | M040W090             | Q15B           | 3.28         |
| C40-560-4-W             | 2           | 56 | 40 | 260 | 204 | 224 | 330 | WCMT080412   | M040W090             | Q15B           | 3.43         |
| C40-570-4-W             | 2           | 57 | 40 | 264 | 204 | 228 | 334 | WCMT080412   | M040W090             | Q15B           | 3.63         |
| C40-580-4-W             | 2           | 58 | 40 | 268 | 204 | 232 | 338 | WCMT080412   | M040W090             | Q15B           | 3.77         |
| C40-590-4-W             | 2           | 59 | 40 | 272 | 204 | 236 | 342 | WCMT080412   | M040W090             | Q15B           | 3.82         |
| C40-600-4-W             | 2           | 60 | 40 | 276 | 204 | 240 | 346 | WCMT080412   | M040W090             | Q15B           | 3.97         |
| C40-610-4-W             | 2           | 61 | 40 | 280 | 204 | 244 | 350 | WCMT080412   | M040W090             | Q15B           | 4.10         |

适用 Suitable: 德克或住友刀片 DEREK Or SUMITOMO Insert

# KSD-S

KSD-S Indexable Insert Drill (3xD)  
KSD-S 舍弃式快速钻头 (3倍长)



| 型号<br>Specification     | 刃数<br>Teeth | D    | d  | L1  | L2  | L3 | L   | 刀片<br>Insert | 刀片螺钉<br>Insert screw | 旗形扳手<br>Wrench | 重量<br>Weight |
|-------------------------|-------------|------|----|-----|-----|----|-----|--------------|----------------------|----------------|--------------|
| <b>KSD- C25-150-3-S</b> | 2           | 15   | 25 | 72  | 48  | 45 | 128 | SPMT050204   | M020W040             | Q08B           | 0.32         |
| C25-155-3-S             | 2           | 15.5 | 25 | 72  | 48  | 45 | 128 | SPMT060204   | M022W050             | Q08B           | 0.32         |
| C25-160-3-S             | 2           | 16   | 25 | 75  | 51  | 48 | 131 | SPMT060204   | M022W050             | Q08B           | 0.33         |
| C25-165-3-S             | 2           | 16.5 | 25 | 75  | 51  | 48 | 131 | SPMT060204   | M022W050             | Q08B           | 0.34         |
| C25-170-3-S             | 2           | 17   | 25 | 78  | 54  | 51 | 134 | SPMT060204   | M022W050             | Q08B           | 0.34         |
| C25-175-3-S             | 2           | 17.5 | 25 | 78  | 54  | 51 | 134 | SPMT060204   | M022W050             | Q08B           | 0.35         |
| C25-180-3-S             | 2           | 18   | 25 | 81  | 57  | 54 | 137 | SPMT060204   | M022W050             | Q08B           | 0.36         |
| C25-185-3-S             | 2           | 18.5 | 25 | 81  | 57  | 54 | 137 | SPMT060204   | M022W050             | Q08B           | 0.36         |
| C25-190-3-S             | 2           | 19   | 25 | 84  | 60  | 57 | 140 | SPMT060204   | M022W050             | Q08B           | 0.37         |
| C25-195-3-S             | 2           | 19.5 | 25 | 84  | 60  | 57 | 140 | SPMT060204   | M022W050             | Q08B           | 0.37         |
| C32-200-3-S             | 2           | 20   | 32 | 91  | 64  | 60 | 151 | SPMT060204   | M022W050             | Q08B           | 0.57         |
| C32-205-3-S             | 2           | 20.5 | 32 | 91  | 64  | 60 | 151 | SPMT060204   | M022W050             | Q08B           | 0.57         |
| C32-210-3-S             | 2           | 21   | 32 | 94  | 67  | 63 | 154 | SPMT060204   | M022W050             | Q08B           | 0.58         |
| C32-215-3-S             | 2           | 21.5 | 32 | 94  | 67  | 63 | 154 | SPMT060204   | M022W050             | Q08B           | 0.58         |
| C32-220-3-S             | 2           | 22   | 32 | 97  | 70  | 66 | 157 | SPMT07T308   | M025W060             | Q08B           | 0.60         |
| C32-225-3-S             | 2           | 22.5 | 32 | 97  | 70  | 66 | 157 | SPMT07T308   | M025W060             | Q08B           | 0.60         |
| C32-230-3-S             | 2           | 23   | 32 | 100 | 73  | 69 | 160 | SPMT07T308   | M025W060             | Q08B           | 0.61         |
| C32-235-3-S             | 2           | 23.5 | 32 | 100 | 73  | 69 | 160 | SPMT07T308   | M025W060             | Q08B           | 0.62         |
| C32-240-3-S             | 2           | 24   | 32 | 103 | 76  | 72 | 163 | SPMT07T308   | M025W060             | Q08B           | 0.64         |
| C32-245-3-S             | 2           | 24.5 | 32 | 103 | 76  | 72 | 163 | SPMT07T308   | M025W060             | Q08B           | 0.65         |
| C32-250-3-S             | 2           | 25   | 32 | 106 | 79  | 75 | 166 | SPMT07T308   | M025W060             | Q08B           | 0.66         |
| C32-255-3-S             | 2           | 25.5 | 32 | 106 | 79  | 75 | 166 | SPMT07T308   | M025W060             | Q08B           | 0.66         |
| C32-260-3-S             | 2           | 26   | 32 | 109 | 82  | 78 | 169 | SPMT07T308   | M025W060             | Q08B           | 0.70         |
| C32-265-3-S             | 2           | 26.5 | 32 | 109 | 82  | 78 | 169 | SPMT07T308   | M025W060             | Q08B           | 0.70         |
| C32-270-3-S             | 2           | 27   | 32 | 112 | 85  | 81 | 172 | SPMT07T308   | M025W060             | Q08B           | 0.71         |
| C32-275-3-S             | 2           | 27.5 | 32 | 112 | 85  | 81 | 172 | SPMT07T308   | M025W060             | Q08B           | 0.73         |
| C32-280-3-S             | 2           | 28   | 32 | 115 | 88  | 84 | 175 | SPMT090408   | M035W090             | Q15B           | 0.75         |
| C32-285-3-S             | 2           | 28.5 | 32 | 115 | 88  | 84 | 175 | SPMT090408   | M035W090             | Q15B           | 0.76         |
| C32-290-3-S             | 2           | 29   | 32 | 118 | 91  | 87 | 178 | SPMT090408   | M035W090             | Q15B           | 0.77         |
| C32-300-3-S             | 2           | 30   | 32 | 121 | 94  | 90 | 181 | SPMT090408   | M035W090             | Q15B           | 0.81         |
| C32-310-3-S             | 2           | 31   | 32 | 127 | 97  | 93 | 187 | SPMT090408   | M035W090             | Q15B           | 0.84         |
| C32-320-3-S             | 2           | 32   | 32 | 130 | 100 | 96 | 190 | SPMT090408   | M035W090             | Q15B           | 0.88         |
| C32-330-3-S             | 2           | 33   | 32 | 133 | 103 | 99 | 193 | SPMT090408   | M035W090             | Q15B           | 0.93         |

适用 Suitable: 德克或特固克刀片 DEREK Or TAEGUTEC Insert

转下页  
See next page

# KSD-S

KSD-S Indexable Insert Drill (3xD)  
KSD-S 舍弃式快速钻头 (3倍长)

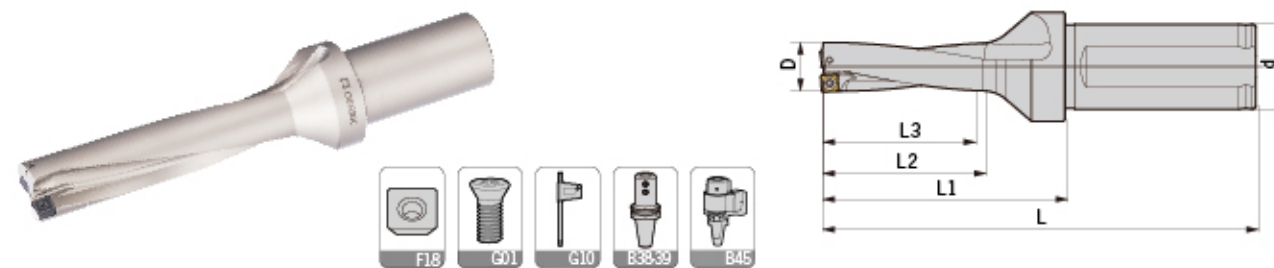


| 型号<br>Specification     | 刃数<br>Teeth | D  | d  | L1  | L2  | L3  | L   | 刀片<br>Insert | 刀片螺钉<br>Insert screw | 旗形扳手<br>Wrench | 重量<br>Weight |
|-------------------------|-------------|----|----|-----|-----|-----|-----|--------------|----------------------|----------------|--------------|
| <b>KSD- C32-340-3-S</b> | 2           | 34 | 32 | 136 | 106 | 102 | 196 | SPMT110408   | M040W090             | Q15B           | 0.94         |
| C32-350-3-S             | 2           | 35 | 32 | 139 | 109 | 105 | 199 | SPMT110408   | M040W090             | Q15B           | 0.95         |
| <b>C32-360-3-S</b>      | 2           | 36 | 32 | 142 | 112 | 108 | 202 | SPMT110408   | M040W090             | Q15B           | 1.06         |
| C32-370-3-S             | 2           | 37 | 32 | 145 | 115 | 111 | 205 | SPMT110408   | M040W090             | Q15B           | 1.06         |
| <b>C32-380-3-S</b>      | 2           | 38 | 32 | 148 | 118 | 114 | 208 | SPMT110408   | M040W090             | Q15B           | 1.06         |
| C32-390-3-S             | 2           | 39 | 32 | 151 | 121 | 117 | 211 | SPMT110408   | M040W090             | Q15B           | 1.17         |
| <b>C40-400-3-S</b>      | 2           | 40 | 40 | 156 | 126 | 120 | 226 | SPMT110408   | M040W090             | Q15B           | 1.64         |
| C40-410-3-S             | 2           | 41 | 40 | 159 | 129 | 123 | 229 | SPMT110408   | M040W090             | Q15B           | 1.64         |
| <b>C40-420-3-S</b>      | 2           | 42 | 40 | 162 | 132 | 126 | 232 | SPMT140512   | M050Y110-1           | Q20B           | 1.70         |
| C40-430-3-S             | 2           | 43 | 40 | 165 | 135 | 129 | 235 | SPMT140512   | M050Y110-1           | Q20B           | 1.77         |
| <b>C40-440-3-S</b>      | 2           | 44 | 40 | 168 | 138 | 132 | 238 | SPMT140512   | M050Y110-1           | Q20B           | 1.81         |
| C40-450-3-S             | 2           | 45 | 40 | 171 | 141 | 135 | 241 | SPMT140512   | M050Y110-1           | Q20B           | 1.81         |
| <b>C40-460-3-S</b>      | 2           | 46 | 40 | 174 | 144 | 138 | 244 | SPMT140512   | M050Y110-1           | Q20B           | 1.96         |
| C40-470-3-S             | 2           | 47 | 40 | 177 | 147 | 141 | 247 | SPMT140512   | M050Y110-1           | Q20B           | 2.04         |
| <b>C40-480-3-S</b>      | 2           | 48 | 40 | 180 | 150 | 144 | 250 | SPMT140512   | M050Y110-1           | Q20B           | 2.11         |
| C40-490-3-S             | 2           | 49 | 40 | 183 | 150 | 147 | 253 | SPMT140512   | M050Y110-1           | Q20B           | 2.20         |
| <b>C40-500-3-S</b>      | 2           | 50 | 40 | 186 | 153 | 150 | 256 | SPMT140512   | M050Y110-1           | Q20B           | 2.28         |
| C40-510-3-S             | 2           | 51 | 40 | 189 | 153 | 153 | 259 | SPMT07T308   | M025W060             | Q08B           | 2.30         |
| <b>C40-520-3-S</b>      | 2           | 52 | 40 | 192 | 156 | 156 | 262 | SPMT07T308   | M025W060             | Q08B           | 2.40         |
| C40-530-3-S             | 2           | 53 | 40 | 195 | 159 | 159 | 265 | SPMT07T308   | M025W060             | Q08B           | 2.42         |
| <b>C40-540-3-S</b>      | 2           | 54 | 40 | 198 | 162 | 162 | 268 | SPMT07T308   | M025W060             | Q08B           | 2.46         |
| C40-550-3-S             | 2           | 55 | 40 | 201 | 165 | 165 | 271 | SPMT07T308   | M025W060             | Q08B           | 2.56         |
| <b>C40-560-3-S</b>      | 2           | 56 | 40 | 204 | 168 | 168 | 274 | SPMT07T308   | M025W060             | Q08B           | 2.79         |
| C40-570-3-S             | 2           | 57 | 40 | 207 | 171 | 171 | 277 | SPMT090408   | M035W090             | Q15B           | 2.79         |
| <b>C40-580-3-S</b>      | 2           | 58 | 40 | 210 | 174 | 174 | 280 | SPMT090408   | M035W090             | Q15B           | 2.95         |
| C40-590-3-S             | 2           | 59 | 40 | 213 | 177 | 177 | 283 | SPMT090408   | M035W090             | Q15B           | 3.18         |
| <b>C40-600-3-S</b>      | 2           | 60 | 40 | 216 | 180 | 180 | 286 | SPMT090408   | M035W090             | Q15B           | 3.22         |
| C40-610-3-S             | 2           | 61 | 40 | 219 | 183 | 183 | 289 | SPMT090408   | M035W090             | Q15B           | 3.38         |
| <b>C40-620-3-S</b>      | 2           | 62 | 40 | 222 | 186 | 186 | 292 | SPMT090408   | M035W090             | Q15B           | 3.47         |
| C40-630-3-S             | 2           | 63 | 40 | 225 | 189 | 189 | 295 | SPMT090408   | M035W090             | Q15B           | 3.56         |
| <b>C40-640-3-S</b>      | 2           | 64 | 40 | 228 | 192 | 192 | 298 | SPMT090408   | M035W090             | Q15B           | 3.72         |
| C40-650-3-S             | 2           | 65 | 40 | 231 | 195 | 195 | 301 | SPMT090408   | M035W090             | Q15B           | 3.94         |
| <b>C40-660-3-S</b>      | 2           | 66 | 40 | 234 | 198 | 198 | 304 | SPMT090408   | M035W090             | Q15B           | 4.01         |
| C40-670-3-S             | 2           | 67 | 40 | 237 | 201 | 201 | 307 | SPMT110408   | M040W090             | Q15B           | 4.23         |
| <b>C40-680-3-S</b>      | 2           | 68 | 40 | 240 | 204 | 204 | 310 | SPMT110408   | M040W090             | Q15B           | 4.28         |
| C40-690-3-S             | 2           | 69 | 40 | 243 | 207 | 207 | 313 | SPMT110408   | M040W090             | Q15B           | 4.49         |
| <b>C40-700-3-S</b>      | 2           | 70 | 40 | 246 | 210 | 210 | 316 | SPMT110408   | M040W090             | Q15B           | 4.60         |

适用 Suitable: 德克或特固克刀片 DEREK Or TAEGUTEC Insert

# KSD-S

KSD-S Indexable Insert Drill (4xD)  
KSD-S 舍弃式快速钻头 (4倍长)



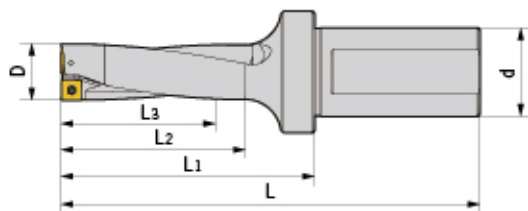
| 型号<br>Specification     | 刃数<br>Teeth | D    | d  | L1  | L2  | L3  | L   | 刀片<br>Insert | 刀片螺钉<br>Insert screw | 旗形扳手<br>Wrench | 重量<br>Weight |
|-------------------------|-------------|------|----|-----|-----|-----|-----|--------------|----------------------|----------------|--------------|
| <b>KSD- C25-160-4-S</b> | 2           | 16   | 25 | 92  | 58  | 64  | 148 | SPMT060204   | M022W050             | Q06B           | 0.35         |
| C25-165-4-S             | 2           | 16.5 | 25 | 92  | 58  | 64  | 148 | SPMT060204   | M022W050             | Q06B           | 0.35         |
| <b>C25-170-4-S</b>      | 2           | 17   | 25 | 96  | 72  | 68  | 152 | SPMT060204   | M022W050             | Q06B           | 0.35         |
| C25-175-4-S             | 2           | 17.5 | 25 | 96  | 72  | 68  | 152 | SPMT060204   | M022W050             | Q06B           | 0.36         |
| <b>C25-180-4-S</b>      | 2           | 18   | 25 | 100 | 76  | 72  | 156 | SPMT060204   | M022W050             | Q06B           | 0.37         |
| C25-185-4-S             | 2           | 18.5 | 25 | 100 | 76  | 72  | 156 | SPMT060204   | M022W050             | Q06B           | 0.38         |
| <b>C25-190-4-S</b>      | 2           | 19   | 25 | 104 | 80  | 76  | 160 | SPMT060204   | M022W050             | Q06B           | 0.39         |
| C25-195-4-S             | 2           | 19.5 | 25 | 104 | 80  | 76  | 160 | SPMT060204   | M022W050             | Q06B           | 0.39         |
| <b>C32-200-4-S</b>      | 2           | 20   | 32 | 111 | 84  | 80  | 171 | SPMT060204   | M022W050             | Q06B           | 0.58         |
| C32-205-4-S             | 2           | 20.5 | 32 | 111 | 84  | 80  | 171 | SPMT060204   | M022W050             | Q06B           | 0.59         |
| <b>C32-210-4-S</b>      | 2           | 21   | 32 | 115 | 88  | 84  | 175 | SPMT060204   | M022W050             | Q06B           | 0.60         |
| C32-215-4-S             | 2           | 21.5 | 32 | 115 | 88  | 84  | 175 | SPMT060204   | M022W050             | Q06B           | 0.61         |
| <b>C32-220-4-S</b>      | 2           | 22   | 32 | 119 | 92  | 88  | 179 | SPMT07T308   | M025W060             | Q08B           | 0.63         |
| C32-225-4-S             | 2           | 22.5 | 32 | 119 | 92  | 88  | 179 | SPMT07T308   | M025W060             | Q08B           | 0.63         |
| <b>C32-230-4-S</b>      | 2           | 23   | 32 | 123 | 96  | 92  | 183 | SPMT07T308   | M025W060             | Q08B           | 0.65         |
| C32-235-4-S             | 2           | 23.5 | 32 | 123 | 96  | 92  | 183 | SPMT07T308   | M025W060             | Q08B           | 0.66         |
| <b>C32-240-4-S</b>      | 2           | 24   | 32 | 127 | 100 | 96  | 187 | SPMT07T308   | M025W060             | Q08B           | 0.67         |
| C32-245-4-S             | 2           | 24.5 | 32 | 127 | 100 | 96  | 187 | SPMT07T308   | M025W060             | Q08B           | 0.68         |
| <b>C32-250-4-S</b>      | 2           | 25   | 32 | 131 | 104 | 100 | 191 | SPMT07T308   | M030W070             | Q08B           | 0.69         |
| C32-255-4-S             | 2           | 25.5 | 32 | 131 | 104 | 100 | 191 | SPMT07T308   | M030W070             | Q08B           | 0.71         |
| <b>C32-260-4-S</b>      | 2           | 26   | 32 | 135 | 108 | 104 | 195 | SPMT07T308   | M030W070             | Q08B           | 0.74         |
| C32-265-4-S             | 2           | 26.5 | 32 | 135 | 108 | 104 | 195 | SPMT07T308   | M030W070             | Q08B           | 0.75         |
| <b>C32-270-4-S</b>      | 2           | 27   | 32 | 139 | 112 | 108 | 199 | SPMT07T308   | M030W070             | Q08B           | 0.77         |
| C32-280-4-S             | 2           | 28   | 32 | 143 | 116 | 112 | 203 | SPMT090408   | M035W090             | Q15B           | 0.81         |
| <b>C32-290-4-S</b>      | 2           | 29   | 32 | 147 | 120 | 116 | 207 | SPMT090408   | M035W090             | Q15B           | 0.84         |
| C32-300-4-S             | 2           | 30   | 32 | 151 | 124 | 120 | 211 | SPMT090408   | M035W090             | Q15B           | 0.87         |
| <b>C32-310-4-S</b>      | 2           | 31   | 32 | 158 | 128 | 124 | 218 | SPMT090408   | M035W090             | Q15B           | 0.91         |
| C32-320-4-S             | 2           | 32   | 32 | 162 | 132 | 128 | 222 | SPMT090408   | M035W090             | Q15B           | 0.97         |
| <b>C32-330-4-S</b>      | 2           | 33   | 32 | 166 | 136 | 132 | 226 | SPMT090408   | M035W090             | Q15B           | 1.00         |

适用 Suitable: 德克或特固克刀片 DEREK Or TAEGUTEC Insert

转下页  
See next page

# KSD-S

KSD-S Indexable Insert Drill (4xD)  
KSD-S 舍弃式快速钻头 (4倍长)

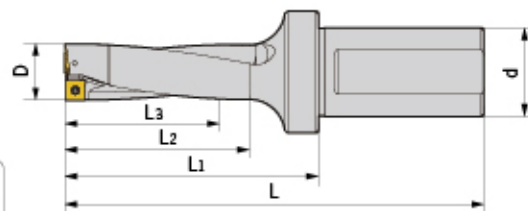


| 型号<br>Specification     | 刃数<br>Teeth | D  | d  | L1  | L2  | L3  | L   | 刀片<br>Insert | 刀片螺钉<br>Insert screw | 旗形扳手<br>Wrench | 重量<br>Weight |
|-------------------------|-------------|----|----|-----|-----|-----|-----|--------------|----------------------|----------------|--------------|
| <b>KSD- C32-340-4-S</b> | 2           | 34 | 32 | 170 | 140 | 136 | 230 | SPMT110408   | M040W090             | Q15B           | 1.03         |
| C32-350-4-S             | 2           | 35 | 32 | 174 | 144 | 140 | 234 | SPMT110408   | M040W090             | Q15B           | 1.08         |
| C32-360-4-S             | 2           | 36 | 32 | 178 | 148 | 144 | 238 | SPMT110408   | M040W090             | Q15B           | 1.12         |
| C32-370-4-S             | 2           | 37 | 32 | 182 | 152 | 148 | 242 | SPMT110408   | M040W090             | Q15B           | 1.19         |
| C32-380-4-S             | 2           | 38 | 32 | 186 | 156 | 152 | 246 | SPMT110408   | M040W090             | Q15B           | 1.23         |
| C32-390-4-S             | 2           | 39 | 32 | 190 | 160 | 156 | 250 | SPMT110408   | M040W090             | Q15B           | 1.25         |
| C40-400-4-S             | 2           | 40 | 40 | 196 | 166 | 160 | 266 | SPMT110408   | M040W090             | Q15B           | 1.78         |
| C40-410-4-S             | 2           | 41 | 40 | 200 | 170 | 164 | 270 | SPMT110408   | M040W090             | Q15B           | 1.88         |
| C40-420-4-S             | 2           | 42 | 40 | 204 | 174 | 168 | 274 | SPMT140512   | M050Y110-1           | Q20B           | 1.92         |
| C40-430-4-S             | 2           | 43 | 40 | 208 | 178 | 172 | 278 | SPMT140512   | M050Y110-1           | Q20B           | 2.04         |
| C40-440-4-S             | 2           | 44 | 40 | 212 | 182 | 176 | 282 | SPMT140512   | M050Y110-1           | Q20B           | 2.20         |
| C40-450-4-S             | 2           | 45 | 40 | 216 | 186 | 180 | 286 | SPMT140512   | M050Y110-1           | Q20B           | 2.32         |
| C40-460-4-S             | 2           | 46 | 40 | 220 | 190 | 184 | 290 | SPMT140512   | M050Y110-1           | Q20B           | 2.38         |
| C40-470-4-S             | 2           | 47 | 40 | 224 | 194 | 188 | 294 | SPMT140512   | M050Y110-1           | Q20B           | 2.41         |
| C40-480-4-S             | 2           | 48 | 40 | 228 | 198 | 192 | 298 | SPMT140512   | M050Y110-1           | Q20B           | 2.53         |
| C40-490-4-S             | 2           | 49 | 40 | 232 | 202 | 196 | 302 | SPMT140512   | M050Y110-1           | Q20B           | 2.56         |
| C40-500-4-S             | 2           | 50 | 40 | 236 | 206 | 200 | 306 | SPMT140512   | M050Y110-1           | Q20B           | 2.69         |
| C40-510-4-S             | 2           | 51 | 40 | 240 | 210 | 204 | 310 | SPMT07T308   | M025W060             | Q08B           | 2.79         |
| C40-520-4-S             | 2           | 52 | 40 | 244 | 214 | 208 | 314 | SPMT07T308   | M025W060             | Q08B           | 2.84         |
| C40-530-4-S             | 2           | 53 | 40 | 248 | 218 | 212 | 318 | SPMT07T308   | M025W060             | Q08B           | 3.05         |
| C40-540-4-S             | 2           | 54 | 40 | 252 | 222 | 216 | 322 | SPMT07T308   | M025W060             | Q08B           | 3.23         |
| C40-550-4-S             | 2           | 55 | 40 | 256 | 226 | 220 | 326 | SPMT07T308   | M025W060             | Q08B           | 3.28         |
| C40-560-4-S             | 2           | 56 | 40 | 260 | 230 | 224 | 330 | SPMT07T308   | M025W060             | Q08B           | 3.43         |
| C40-570-4-S             | 2           | 57 | 40 | 264 | 234 | 228 | 334 | SPMT090408   | M035W090             | Q15B           | 3.63         |
| C40-580-4-S             | 2           | 58 | 40 | 268 | 238 | 232 | 338 | SPMT090408   | M035W090             | Q15B           | 3.77         |
| C40-590-4-S             | 2           | 59 | 40 | 272 | 242 | 236 | 342 | SPMT090408   | M035W090             | Q15B           | 3.82         |
| C40-600-4-S             | 2           | 60 | 40 | 276 | 246 | 240 | 346 | SPMT090408   | M035W090             | Q15B           | 3.97         |
| C40-610-4-S             | 2           | 61 | 40 | 280 | 250 | 244 | 350 | SPMT090408   | M035W090             | Q15B           | 4.10         |

适用 Suitable: 德克或特固克刀片 DEREK Or TAEGUTEC Insert

# KSD-S

KSD-S Indexable Insert Drill (5xD)  
KSD-S 舍弃式快速钻头 (5倍长)



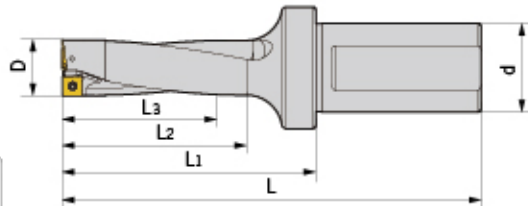
| 型号<br>Specification     | 刃数<br>Teeth | D    | d  | L1  | L2  | L3  | L   | 刀片<br>Insert | 刀片螺钉<br>Insert screw | 旗形扳手<br>Wrench | 重量<br>Weight |
|-------------------------|-------------|------|----|-----|-----|-----|-----|--------------|----------------------|----------------|--------------|
| <b>KSD- C25-160-5-S</b> | 2           | 16   | 25 | 112 | 68  | 83  | 168 | SPMT060204   | M022W050             | Q06B           | 0.37         |
| C25-165-5-S             | 2           | 16.5 | 25 | 112 | 68  | 83  | 168 | SPMT060204   | M022W050             | Q06B           | 0.37         |
| C25-170-5-S             | 2           | 17   | 25 | 117 | 73  | 88  | 172 | SPMT060204   | M022W050             | Q06B           | 0.37         |
| C25-175-5-S             | 2           | 17.5 | 25 | 117 | 73  | 88  | 172 | SPMT060204   | M022W050             | Q06B           | 0.38         |
| C25-180-5-S             | 2           | 18   | 25 | 122 | 81  | 93  | 177 | SPMT060204   | M022W050             | Q06B           | 0.39         |
| C25-185-5-S             | 2           | 18.5 | 25 | 122 | 81  | 93  | 177 | SPMT060204   | M022W050             | Q06B           | 0.4          |
| C25-190-5-S             | 2           | 19   | 25 | 127 | 86  | 81  | 182 | SPMT060204   | M022W050             | Q06B           | 0.41         |
| C25-195-5-S             | 2           | 19.5 | 25 | 127 | 86  | 81  | 182 | SPMT060204   | M022W050             | Q06B           | 0.41         |
| C32-200-5-S             | 2           | 20   | 32 | 132 | 91  | 86  | 187 | SPMT060204   | M022W050             | Q06B           | 0.59         |
| C32-205-5-S             | 2           | 20.5 | 32 | 132 | 91  | 86  | 187 | SPMT060204   | M022W050             | Q06B           | 0.6          |
| C32-210-5-S             | 2           | 21   | 32 | 137 | 96  | 91  | 192 | SPMT060204   | M022W050             | Q06B           | 0.62         |
| C32-215-5-S             | 2           | 21.5 | 32 | 137 | 96  | 91  | 192 | SPMT060204   | M022W050             | Q06B           | 0.64         |
| C32-220-5-S             | 2           | 22   | 32 | 142 | 101 | 96  | 197 | SPMT07T308   | M025W060             | Q08B           | 0.66         |
| C32-225-5-S             | 2           | 22.5 | 32 | 142 | 101 | 96  | 197 | SPMT07T308   | M025W060             | Q08B           | 0.66         |
| C32-230-5-S             | 2           | 23   | 32 | 147 | 106 | 101 | 202 | SPMT07T308   | M025W060             | Q08B           | 0.69         |
| C32-235-5-S             | 2           | 23.5 | 32 | 147 | 106 | 101 | 202 | SPMT07T308   | M025W060             | Q08B           | 0.7          |
| C32-240-5-S             | 2           | 24   | 32 | 152 | 111 | 106 | 207 | SPMT07T308   | M025W060             | Q08B           | 0.7          |
| C32-245-5-S             | 2           | 24.5 | 32 | 152 | 111 | 106 | 207 | SPMT07T308   | M025W060             | Q08B           | 0.73         |
| C32-250-5-S             | 2           | 25   | 32 | 157 | 116 | 111 | 212 | SPMT07T308   | M030W070             | Q08B           | 0.73         |
| C32-255-5-S             | 2           | 25.5 | 32 | 157 | 116 | 111 | 212 | SPMT07T308   | M030W070             | Q08B           | 0.76         |
| C32-260-5-S             | 2           | 26   | 32 | 162 | 120 | 116 | 217 | SPMT07T308   | M030W070             | Q08B           | 0.78         |
| C32-265-5-S             | 2           | 26.5 | 32 | 162 | 120 | 116 | 217 | SPMT07T308   | M030W070             | Q08B           | 0.8          |
| C32-270-5-S             | 2           | 27   | 32 | 167 | 125 | 121 | 222 | SPMT07T308   | M030W070             | Q08B           | 0.83         |
| C32-280-5-S             | 2           | 28   | 32 | 172 | 130 | 126 | 227 | SPMT090408   | M035W090             | Q15B           | 0.87         |
| C32-290-5-S             | 2           | 29   | 32 | 177 | 137 | 131 | 232 | SPMT090408   | M035W090             | Q15B           | 0.91         |
| C32-300-5-S             | 2           | 30   | 32 | 182 | 142 | 136 | 237 | SPMT090408   | M035W090             | Q15B           | 0.93         |
| C32-310-5-S             | 2           | 31   | 32 | 187 | 147 | 142 | 242 | SPMT090408   | M035W090             | Q15B           | 0.98         |
| C32-320-5-S             | 2           | 32   | 32 | 192 | 152 | 147 | 247 | SPMT090408   | M035W090             | Q15B           | 1.06         |
| C32-330-5-S             | 2           | 33   | 32 | 202 | 157 | 152 | 252 | SPMT090408   | M035W090             | Q15B           | 1.07         |

适用 Suitable: 德克或特固克刀片 DEREK Or TAEGUTEC Insert

转下页  
See next page

# KSD-S

KSD-S Indexable Insert Drill (5xD)  
KSD-S 舍弃式快速钻头 (5倍长)

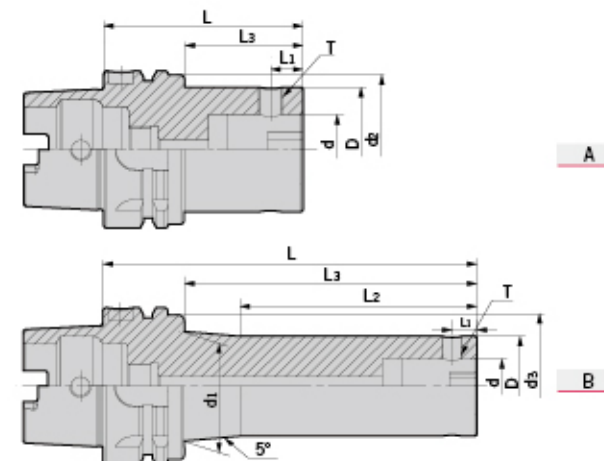
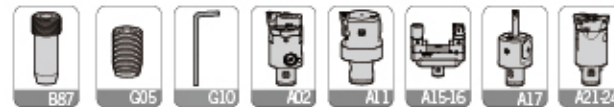


| 型号<br>Specification     | 刃数<br>Teeth | D  | d  | L <sub>1</sub> | L <sub>2</sub> | L <sub>3</sub> | L   | 刀片<br>Insert | 刀片螺钉<br>Insert screw | 旗形扳手<br>Wrench | 重量<br>Weight |
|-------------------------|-------------|----|----|----------------|----------------|----------------|-----|--------------|----------------------|----------------|--------------|
| <b>KSD- C32-340-5-S</b> | 2           | 34 | 32 | 207            | 162            | 157            | 257 | SPMT110408   | M040W090             | Q15B           | 1.12         |
| <b>C32-350-5-S</b>      | 2           | 35 | 32 | 212            | 167            | 162            | 262 | SPMT110408   | M040W090             | Q15B           | 1.21         |
| <b>C32-360-5-S</b>      | 2           | 36 | 32 | 217            | 172            | 167            | 267 | SPMT110408   | M040W090             | Q15B           | 1.27         |
| <b>C32-370-5-S</b>      | 2           | 37 | 32 | 212            | 177            | 172            | 272 | SPMT110408   | M040W090             | Q15B           | 1.32         |
| <b>C32-380-5-S</b>      | 2           | 38 | 32 | 217            | 182            | 177            | 277 | SPMT110408   | M040W090             | Q15B           | 1.4          |
| <b>C32-390-5-S</b>      | 2           | 39 | 32 | 222            | 187            | 182            | 282 | SPMT110408   | M040W090             | Q15B           | 1.44         |
| <b>C40-400-5-S</b>      | 2           | 40 | 40 | 227            | 192            | 187            | 287 | SPMT110408   | M040W090             | Q15B           | 1.92         |
| <b>C40-410-5-S</b>      | 2           | 41 | 40 | 232            | 197            | 192            | 292 | SPMT110408   | M040W090             | Q15B           | 2.12         |
| <b>C40-420-5-S</b>      | 2           | 42 | 40 | 237            | 202            | 197            | 297 | SPMT140512   | M050Y110-1           | Q20B           | 2.14         |
| <b>C40-430-5-S</b>      | 2           | 43 | 40 | 242            | 207            | 202            | 302 | SPMT140512   | M050Y110-1           | Q20B           | 2.31         |
| <b>C40-440-5-S</b>      | 2           | 44 | 40 | 217            | 212            | 207            | 307 | SPMT140512   | M050Y110-1           | Q20B           | 2.59         |
| <b>C40-450-5-S</b>      | 2           | 45 | 40 | 222            | 217            | 212            | 312 | SPMT140512   | M050Y110-1           | Q20B           | 2.83         |
| <b>C40-460-5-S</b>      | 2           | 46 | 40 | 227            | 222            | 217            | 317 | SPMT140512   | M050Y110-1           | Q20B           | 2.88         |
| <b>C40-470-5-S</b>      | 2           | 47 | 40 | 232            | 227            | 222            | 422 | SPMT140512   | M050Y110-1           | Q20B           | 2.95         |
| <b>C40-480-5-S</b>      | 2           | 48 | 40 | 237            | 232            | 227            | 427 | SPMT140512   | M050Y110-1           | Q20B           | 3.01         |
| <b>C40-490-5-S</b>      | 2           | 49 | 40 | 242            | 237            | 232            | 432 | SPMT140512   | M050Y110-1           | Q20B           | 3.08         |
| <b>C40-500-5-S</b>      | 2           | 50 | 40 | 247            | 242            | 237            | 437 | SPMT140512   | M050Y110-1           | Q20B           | 3.13         |
| <b>C40-510-5-S</b>      | 2           | 51 | 40 | 252            | 247            | 242            | 452 | SPMT07T308   | M025W060             | Q08B           | 3.23         |
| <b>C40-520-5-S</b>      | 2           | 52 | 40 | 257            | 252            | 247            | 457 | SPMT07T308   | M025W060             | Q08B           | 3.28         |
| <b>C40-530-5-S</b>      | 2           | 53 | 40 | 262            | 257            | 252            | 462 | SPMT07T308   | M025W060             | Q08B           | 3.48         |
| <b>C40-540-5-S</b>      | 2           | 54 | 40 | 267            | 262            | 257            | 467 | SPMT07T308   | M025W060             | Q08B           | 3.67         |
| <b>C40-550-5-S</b>      | 2           | 55 | 40 | 272            | 267            | 262            | 472 | SPMT07T308   | M025W060             | Q08B           | 3.72         |
| <b>C40-560-5-S</b>      | 2           | 56 | 40 | 277            | 282            | 267            | 477 | SPMT07T308   | M025W060             | Q08B           | 3.87         |
| <b>C40-570-5-S</b>      | 2           | 57 | 40 | 282            | 287            | 272            | 482 | SPMT090408   | M035W090             | Q15B           | 4.07         |
| <b>C40-580-5-S</b>      | 2           | 58 | 40 | 287            | 292            | 277            | 487 | SPMT090408   | M035W090             | Q15B           | 4.21         |
| <b>C40-590-5-S</b>      | 2           | 59 | 40 | 292            | 297            | 282            | 492 | SPMT090408   | M035W090             | Q15B           | 4.26         |
| <b>C40-600-5-S</b>      | 2           | 60 | 40 | 297            | 302            | 287            | 497 | SPMT090408   | M035W090             | Q15B           | 4.41         |
| <b>C40-610-5-S</b>      | 2           | 61 | 40 | 302            | 307            | 292            | 502 | SPMT090408   | M035W090             | Q15B           | 4.52         |

适用 Suitable: 德克或特固克刀片 DEREK Or TAEGUTEC Insert

# HSK-DCK

HSK-DCK Boring Adapter  
HSK-DCK 镗头刀柄



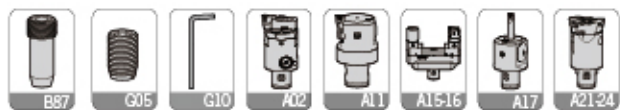
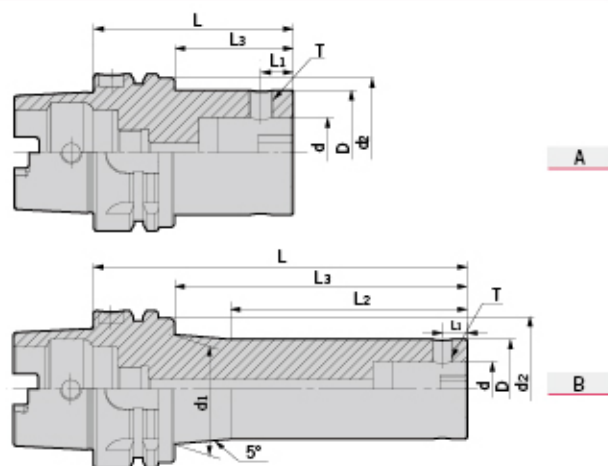
| 型号<br>Specification    | 图示<br>Figure | D  | d  | d <sub>1</sub> | d <sub>2</sub> | L <sub>1</sub> | L <sub>2</sub> | L <sub>3</sub> | L   | 侧固螺钉<br>Side-lock screw | L型扳手<br>Wrench | 重量<br>Weight |
|------------------------|--------------|----|----|----------------|----------------|----------------|----------------|----------------|-----|-------------------------|----------------|--------------|
| <b>HSK63A- DCK1-70</b> | A            | 19 | 11 | -              | -              | 5.05           | -              | -              | 70  | M050Z050-30P-D          | L025           | 0.80         |
| <b>DCK1-100L</b>       | B            | 19 | 11 | 23.5           | -              | 5.05           | 50             | -              | 100 | M050Z050-30P-D          | L025           | 0.90         |
| <b>DCK2-75</b>         | A            | 24 | 14 | -              | -              | 6.45           | -              | -              | 75  | M050Z060-30P-D          | L025           | 0.90         |
| <b>DCK2-100</b>        | A            | 24 | 14 | -              | -              | 6.45           | -              | -              | 100 | M050Z060-30P-D          | L025           | 1.00         |
| <b>DCK2-130L</b>       | B            | 24 | 14 | 31             | -              | 6.45           | 65             | -              | 130 | M050Z060-30P-D          | L025           | 1.10         |
| <b>DCK3-80</b>         | A            | 31 | 18 | -              | -              | 7.9            | -              | -              | 80  | M060Z090-30P-D          | L03            | 1.00         |
| <b>DCK3-100</b>        | A            | 31 | 18 | -              | -              | 7.9            | -              | -              | 100 | M060Z090-30P-D          | L03            | 1.10         |
| <b>DCK3-135L</b>       | B            | 31 | 18 | 37             | -              | 7.9            | 75             | -              | 135 | M060Z090-30P-D          | L03            | 1.30         |
| <b>DCK3-165L</b>       | B            | 31 | 18 | 41             | -              | 7.9            | 85             | -              | 165 | M060Z090-30P-D          | L03            | 1.40         |
| <b>DCK4-70</b>         | A            | 39 | 22 | -              | -              | 10             | -              | -              | 70  | M080Z120-30P-D          | L04            | 1.00         |
| <b>DCK4-100</b>        | A            | 39 | 22 | -              | -              | 10             | -              | -              | 100 | M080Z120-30P-D          | L04            | 1.30         |
| <b>DCK4-150L</b>       | B            | 39 | 22 | 44             | -              | 10             | 95             | -              | 150 | M080Z120-30P-D          | L04            | 1.70         |
| <b>DCK4-170L</b>       | B            | 39 | 22 | 47.5           | -              | 10             | 95             | -              | 170 | M080Z120-30P-D          | L04            | 1.90         |
| <b>DCK5-80</b>         | A            | 50 | 28 | -              | -              | 13             | -              | -              | 80  | M100Z160-30P-D          | L05            | 1.40         |
| <b>DCK5-100</b>        | A            | 50 | 28 | -              | -              | 13             | -              | -              | 100 | M100Z160-30P-D          | L05            | 1.80         |
| <b>DCK5-150</b>        | A            | 50 | 28 | -              | -              | 13             | -              | -              | 150 | M100Z160-30P-D          | L05            | 2.20         |
| <b>DCK5-180</b>        | A            | 50 | 28 | -              | -              | 13             | -              | -              | 180 | M100Z160-30P-D          | L05            | 2.70         |
| <b>DCK6-100</b>        | A            | 64 | 36 | -              | -              | 16             | -              | -              | 100 | M120Z200-30P-D          | L06            | 2.20         |
| <b>DCK6-150</b>        | A            | 64 | 36 | -              | -              | 16             | -              | -              | 150 | M120Z200-30P-D          | L06            | 2.80         |
| <b>DCK6-180</b>        | A            | 64 | 36 | -              | -              | 16             | -              | -              | 180 | M120Z200-30P-D          | L06            | 3.30         |

转下页  
See next page



# HSK-DCK

HSK-DCK Boring Adapter  
HSK-DCK 镗头刀柄



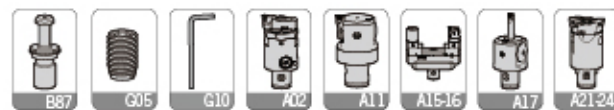
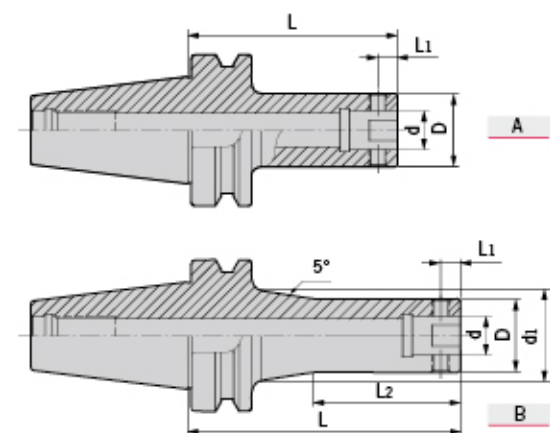
| 型号<br>Specification     | 图示<br>Figure | D  | d  | d <sub>1</sub> | d <sub>2</sub> | L <sub>1</sub> | L <sub>2</sub> | L <sub>3</sub> | L   | 侧固螺钉<br>Side-lock screw | L型扳手<br>Wrench | 重量<br>Weight |
|-------------------------|--------------|----|----|----------------|----------------|----------------|----------------|----------------|-----|-------------------------|----------------|--------------|
| <b>HSK100A-</b> DCK1-80 | A            | 19 | 11 | -              | 65             | 5.05           | -              | 43             | 80  | M050Z050-30P-D          | L025           | 2.40         |
| DCK1-115L               | B            | 19 | 11 | 24             | 65             | 5.05           | 50             | 78             | 115 | M050Z050-30P-D          | L025           | 2.50         |
| DCK1-145L               | B            | 19 | 11 | 27.5           | 65             | 5.05           | 60             | 108            | 145 | M050Z050-30P-D          | L025           | 2.60         |
| DCK2-80                 | A            | 24 | 14 | -              | 65             | 6.45           | -              | 43             | 80  | M050Z060-30P-D          | L025           | 2.45         |
| DCK2-105                | A            | 24 | 14 | -              | 65             | 6.45           | -              | 68             | 105 | M050Z060-30P-D          | L025           | 2.50         |
| DCK2-135L               | B            | 24 | 14 | 30             | 65             | 6.45           | 65             | 98             | 135 | M050Z060-30P-D          | L025           | 2.60         |
| DCK2-165L               | B            | 24 | 14 | 33.5           | 65             | 6.45           | 75             | 128            | 165 | M050Z060-30P-D          | L025           | 2.70         |
| DCK3-85                 | A            | 31 | 18 | -              | 65             | 7.9            | -              | 46             | 85  | M060Z090-30P-D          | L03            | 2.60         |
| DCK3-110                | A            | 31 | 18 | -              | 65             | 7.9            | -              | 71             | 110 | M060Z090-30P-D          | L03            | 2.70         |
| DCK3-140L               | B            | 31 | 18 | 35.5           | -              | 7.9            | 75             | 101            | 140 | M060Z090-30P-D          | L03            | 2.80         |
| DCK3-170L               | B            | 31 | 18 | 41             | -              | 7.9            | 85             | -              | 170 | M060Z090-30P-D          | L03            | 2.90         |
| DCK4-100                | A            | 39 | 22 | -              | -              | 10             | -              | -              | 100 | M080Z120-30P-D          | L04            | 2.80         |
| DCK4-160L               | B            | 39 | 22 | 47             | -              | 10             | 85             | -              | 160 | M080Z120-30P-D          | L04            | 3.50         |
| DCK4-205L               | B            | 39 | 22 | 50.5           | -              | 10             | 110            | -              | 205 | M080Z120-30P-D          | L04            | 4.00         |
| DCK5-90                 | A            | 50 | 28 | -              | -              | 13             | -              | -              | 90  | M100Z160-30P-D          | L05            | 3.50         |
| DCK5-165                | A            | 50 | 28 | -              | -              | 13             | -              | -              | 165 | M100Z160-30P-D          | L05            | 4.20         |
| DCK5-210L               | B            | 50 | 28 | 61             | -              | 13             | 120            | -              | 210 | M100Z160-30P-D          | L05            | 4.80         |
| DCK5-270L               | B            | 50 | 28 | 69.5           | -              | 13             | 130            | -              | 270 | M100Z160-30P-D          | L05            | 5.60         |
| DCK6-85                 | A            | 64 | 36 | -              | -              | 16             | -              | -              | 85  | M120Z200-30P-D          | L06            | 4.20         |
| DCK6-155                | A            | 64 | 36 | -              | -              | 16             | -              | -              | 155 | M120Z200-30P-D          | L06            | 5.00         |
| DCK6-215                | A            | 64 | 36 | -              | -              | 16             | -              | -              | 215 | M120Z200-30P-D          | L06            | 5.80         |
| DCK6-250                | A            | 64 | 36 | -              | -              | 16             | -              | -              | 250 | M120Z200-30P-D          | L06            | 6.20         |
| DCK6-300L               | B            | 64 | 36 | 80             | -              | 16             | 180            | -              | 300 | M120Z200-30P-D          | L06            | 7.10         |
| DCK7-125                | A            | 90 | 46 | -              | -              | 19.15          | -              | -              | 125 | M200Z290-30P-D          | L10            | 5.22         |
| DCK7-200                | A            | 90 | 46 | -              | -              | 19.15          | -              | -              | 200 | M200Z290-30P-D          | L10            | 6.88         |
| DCK7-275                | A            | 90 | 46 | -              | -              | 19.15          | -              | -              | 275 | M200Z290-30P-D          | L10            | 8.26         |

## 特点 / Feature

- 整支通孔，利于出水及抗振。■可共用并互容于大多数的“CK”系列。
- 侧固螺丝与键槽成90度，确保切削机的退刀相位。
- 侧固螺丝锁固时，请使用防卡油，以免镗孔时因扭力过大，导致螺丝卡死难以拆装。
- The whole bar with through holes, be useful for coolant and anti-shanking. ■Be compatible with all "CK" series.
- Side lock screw is at right angles to key slot, to make sure that the replacing holders in CNC machine are always in phase.
- Please apply lubricating oil to the screw to avoid stuck.

# BT-DCK

BT-DCK Boring Adapter  
BT-DCK 镗头刀柄



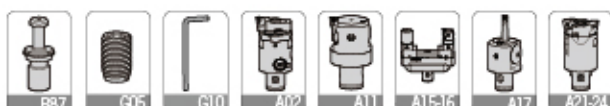
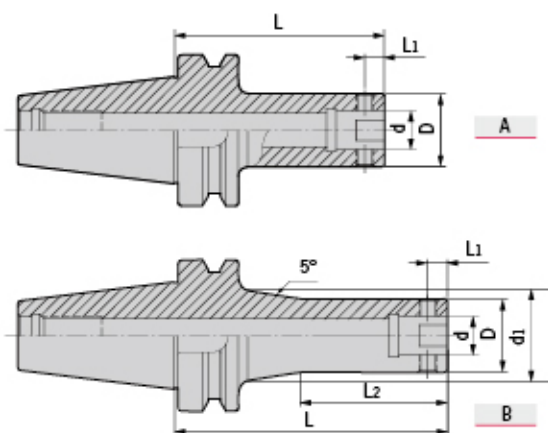
| 型号<br>Specification  | 图示<br>Figure | D  | d <sub>1</sub> | d  | L <sub>1</sub> | L <sub>2</sub> | L   | 侧固螺钉<br>Side-lock screw | L型扳手<br>Wrench | 重量<br>Weight |
|----------------------|--------------|----|----------------|----|----------------|----------------|-----|-------------------------|----------------|--------------|
| <b>BT30-</b> DCK1-55 | A            | 19 | -              | 11 | 5.05           | -              | 55  | M050Z050-30P-D          | L025           | 0.42         |
| DCK1-70              | A            | 19 | -              | 11 | 5.05           | -              | 70  | M050Z050-30P-D          | L025           | 0.45         |
| DCK2-80              | A            | 24 | -              | 14 | 6.45           | -              | 80  | M050Z060-30P-D          | L025           | 0.54         |
| DCK3-80              | A            | 31 | -              | 18 | 7.9            | -              | 80  | M060Z090-30P-D          | L03            | 0.68         |
| DCK4-70              | A            | 39 | -              | 22 | 10             | -              | 70  | M080Z120-30P-D          | L04            | 0.68         |
| DCK5-70              | A            | 50 | -              | 28 | 13             | -              | 70  | M100Z160-30P-D          | L05            | 0.88         |
| DCK6-60              | A            | 64 | -              | 36 | 16             | -              | 60  | M120Z200-30P-D          | L06            | 0.89         |
| <b>BT40-</b> DCK1-70 | A            | 19 | -              | 11 | 5.05           | -              | 70  | M050Z050-30P-D          | L025           | 1.03         |
| DCK1-100L            | B            | 19 | 20.7           | 11 | 5.05           | 60             | 100 | M050Z050-30P-D          | L025           | 1.10         |
| DCK1-130L            | B            | 19 | 25.5           | 11 | 5.05           | 60             | 130 | M050Z050-30P-D          | L025           | 1.18         |
| DCK2-75              | A            | 24 | -              | 14 | 6.45           | -              | 75  | M050Z060-30P-D          | L025           | 1.10         |
| DCK2-100             | A            | 24 | -              | 14 | 6.45           | -              | 100 | M050Z060-30P-D          | L025           | 1.18         |
| DCK2-130L            | B            | 24 | 30             | 14 | 6.45           | 65             | 130 | M050Z060-30P-D          | L025           | 1.33         |
| DCK2-160L            | B            | 24 | 33.6           | 14 | 6.45           | 75             | 160 | M050Z060-30P-D          | L025           | 1.49         |
| DCK3-80              | A            | 31 | -              | 18 | 7.9            | -              | 80  | M060Z090-30P-D          | L03            | 1.22         |
| DCK3-100             | A            | 31 | -              | 18 | 7.9            | -              | 100 | M060Z090-30P-D          | L03            | 1.32         |
| DCK3-135L            | B            | 31 | 34.5           | 18 | 7.9            | 75             | 135 | M060Z090-30P-D          | L03            | 1.54         |
| DCK3-165L            | B            | 31 | 39.7           | 18 | 7.9            | 85             | 165 | M060Z090-30P-D          | L03            | 1.76         |
| DCK4-70              | A            | 39 | -              | 22 | 10             | -              | 70  | M080Z120-30P-D          | L04            | 1.21         |
| DCK4-100             | A            | 39 | -              | 22 | 10             | -              | 100 | M080Z120-30P-D          | L04            | 1.46         |
| DCK4-150L            | B            | 39 | 43.4           | 22 | 10             | 85             | 150 | M080Z120-30P-D          | L04            | 1.90         |
| DCK4-170L            | B            | 39 | 46.9           | 22 | 10             | 95             | 170 | M080Z120-30P-D          | L04            | 2.16         |
| DCK5-60              | A            | 50 | -              | 28 | 13             | -              | 60  | M100Z160-30P-D          | L05            | 1.22         |
| DCK5-80              | A            | 50 | -              | 28 | 13             | -              | 80  | M100Z160-30P-D          | L05            | 1.52         |
| DCK5-100             | A            | 50 | -              | 28 | 13             | -              | 100 | M100Z160-30P-D          | L05            | 1.80         |
| DCK5-150             | A            | 50 | -              | 28 | 13             | -              | 150 | M100Z160-30P-D          | L05            | 2.52         |
| DCK5-180             | A            | 50 | -              | 28 | 13             | -              | 180 | M100Z160-30P-D          | L05            | 2.90         |
| DCK6-55              | A            | 64 | -              | 36 | 16             | -              | 55  | M120Z200-30P-D          | L06            | 1.22         |
| DCK6-100             | A            | 64 | -              | 36 | 16             | -              | 100 | M120Z200-30P-D          | L06            | 2.29         |
| DCK6-150             | A            | 64 | -              | 36 | 16             | -              | 150 | M120Z200-30P-D          | L06            | 3.50         |
| DCK6-180             | A            | 64 | -              | 36 | 16             | -              | 180 | M120Z200-30P-D          | L06            | 4.22         |

转下页  
See next page



# BT-DCK

BT-DCK Boring Adapter  
BT-DCK 镗头刀柄



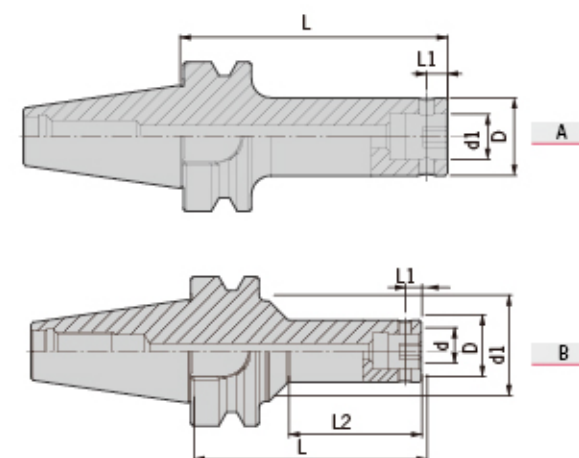
| 型号<br>Specification | 图示<br>Figure | D  | d1   | d  | L1    | L2  | L   | 侧固螺钉<br>Side-lock screw | L型扳手<br>Wrench | 重量<br>Weight |
|---------------------|--------------|----|------|----|-------|-----|-----|-------------------------|----------------|--------------|
| BT50- DCK1-80       | A            | 19 | -    | 11 | 5.05  | -   | 80  | M050Z050-30P-D          | L025           | 3.20         |
| DCK1-115L           | B            | 19 | 20.7 | 11 | 5.05  | 50  | 115 | M050Z050-30P-D          | L025           | 3.73         |
| DCK1-145L           | B            | 19 | 26   | 11 | 5.05  | 60  | 145 | M050Z050-30P-D          | L025           | 4.20         |
| DCK2-80             | A            | 24 | -    | 14 | 6.45  | -   | 80  | M050Z060-30P-D          | L025           | 3.68         |
| DCK2-105            | A            | 24 | -    | 14 | 6.45  | -   | 105 | M050Z060-30P-D          | L025           | 3.78         |
| DCK2-135L           | B            | 24 | 26.6 | 14 | 6.45  | 65  | 135 | M050Z060-30P-D          | L025           | 3.89         |
| DCK2-165L           | B            | 24 | 31.9 | 14 | 6.45  | 75  | 165 | M050Z060-30P-D          | L025           | 4.08         |
| DCK3-85             | A            | 31 | -    | 18 | 7.9   | -   | 85  | M060Z090-30P-D          | L03            | 3.80         |
| DCK3-110            | A            | 31 | -    | 18 | 7.9   | -   | 110 | M060Z090-30P-D          | L03            | 3.95         |
| DCK3-140L           | B            | 31 | 32.7 | 18 | 7.9   | 75  | 140 | M060Z090-30P-D          | L03            | 4.09         |
| DCK3-170L           | B            | 31 | 38   | 18 | 7.9   | 85  | 170 | M060Z090-30P-D          | L03            | 4.31         |
| DCK4-100            | A            | 39 | -    | 22 | 10    | -   | 100 | M080Z120-30P-D          | L04            | 3.98         |
| DCK4-160L           | B            | 39 | 42.5 | 22 | 10    | 85  | 160 | M080Z120-30P-D          | L04            | 4.50         |
| DCK4-205L           | B            | 39 | 50   | 22 | 10    | 95  | 205 | M080Z120-30P-D          | L04            | 5.13         |
| DCK5-90             | A            | 50 | -    | 28 | 13    | -   | 90  | M100Z160-30P-D          | L05            | 4.30         |
| DCK5-165            | A            | 50 | -    | 28 | 13    | -   | 165 | M100Z160-30P-D          | L05            | 5.20         |
| DCK5-210L           | B            | 50 | 57.8 | 28 | 13    | 120 | 210 | M100Z160-30P-D          | L05            | 5.92         |
| DCK5-270L           | B            | 50 | 68.4 | 28 | 13    | 120 | 270 | M100Z160-30P-D          | L05            | 7.23         |
| DCK6-85             | A            | 64 | -    | 36 | 16    | -   | 85  | M120Z200-30P-D          | L06            | 4.28         |
| DCK6-155            | A            | 64 | -    | 36 | 16    | -   | 155 | M120Z200-30P-D          | L06            | 5.97         |
| DCK6-215            | A            | 64 | -    | 36 | 16    | -   | 215 | M120Z200-30P-D          | L06            | 7.43         |
| DCK6-250            | A            | 64 | -    | 36 | 16    | -   | 250 | M120Z200-30P-D          | L06            | 8.27         |
| DCK6-300L           | B            | 64 | 80.5 | 36 | 16    | 160 | 300 | M120Z200-30P-D          | L06            | 10.21        |
| DCK6-350L           | B            | 64 | 90   | 36 | 16    | 160 | 350 | M120Z200-30P-D          | L06            | 12.90        |
| DCK7-85             | A            | 90 | -    | 46 | 19.15 | -   | 85  | M200Z290-30P-D          | L10            | 4.96         |
| DCK7-150            | A            | 90 | -    | 46 | 19.15 | -   | 150 | M200Z290-30P-D          | L10            | 6.52         |
| DCK7-210            | A            | 90 | -    | 46 | 19.15 | -   | 210 | M200Z290-30P-D          | L10            | 8.55         |
| DCK7-250            | A            | 90 | -    | 46 | 19.15 | -   | 250 | M200Z290-30P-D          | L10            | 10.35        |
| DCK7-300            | A            | 90 | -    | 46 | 19.15 | -   | 300 | M200Z290-30P-D          | L10            | 12.55        |
| DCK7-350            | A            | 90 | -    | 46 | 19.15 | -   | 350 | M200Z290-30P-D          | L10            | 13.25        |

## 特点 / Feature

- 整支通孔，利于出水及抗振。■可共用并互容于大多数的“CK”系列。
- 侧固螺丝与键槽成90度，确保切削机的退刀相位。
- 侧固螺丝锁固时，请使用防卡油，以免镗孔时因扭力过大，导致螺丝卡死难以拆装。
- The whole bar with through holes, be useful for coolant and anti-shanking. ■Be compatible for all "CK" series.
- Side lock screw is at right angles to key slot, to make sure that the replacing holders in CNC machine are always in phase.
- Please apply lubricating oil to the screw to avoid stuck.

# BBT-DCK

BBT-DCK Boring Adapter  
BBT-DCK 镗头刀柄

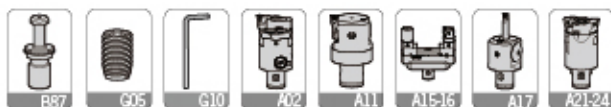
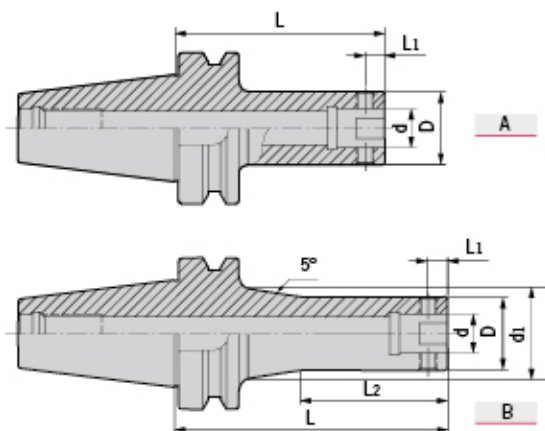


| 型号<br>Specification | 图示<br>Figure | D  | d1 | d  | L1   | L2 | L    | 侧固螺钉<br>Side-lock screw | L型扳手<br>Wrench | 重量<br>Weight |
|---------------------|--------------|----|----|----|------|----|------|-------------------------|----------------|--------------|
| BBT30- DCK1-72      | B            | 19 | 31 | 11 | 5    | 41 | 72   | M040Z050-30P-D          | L02            | 0.51         |
| DCK2-37.5           | A            | 24 | -  | 14 | 6.45 | -  | 37.5 | M050Z060-30P-D          | L025           | 0.44         |
| DCK2-82.5           | A            | 24 | -  | 14 | 6.45 | -  | 82.5 | M050Z060-30P-D          | L025           | 0.57         |
| DCK3-39             | A            | 31 | -  | 18 | 7.9  | -  | 39   | M060Z090-30P-D          | L03            | 0.45         |
| DCK3-79             | A            | 31 | -  | 18 | 7.9  | -  | 79   | M060Z090-30P-D          | L03            | 0.67         |
| DCK4-38             | A            | 39 | -  | 22 | 10   | -  | 38   | M080Z120-30P-D          | L04            | 0.46         |
| DCK4-73             | A            | 39 | -  | 22 | 10   | -  | 73   | M080Z120-30P-D          | L04            | 0.78         |
| DCK5-63             | A            | 50 | -  | 28 | 13   | -  | 63   | M100Z160-30P-D          | L05            | 0.8          |
| DCK6-64             | A            | 64 | -  | 36 | 16   | -  | 64   | M120Z200-30P-D          | L06            | 0.93         |
| BBT40- DCK1-72      | A            | 19 | -  | 11 | 5    | -  | 72   | M040Z050-30P-D          | L02            | 1.1          |
| DCK2-42.5           | A            | 24 | -  | 14 | 6.45 | -  | 42.5 | M050Z060-30P-D          | L025           | 1            |
| DCK2-82.5           | A            | 24 | -  | 14 | 6.45 | -  | 82.5 | M050Z060-30P-D          | L025           | 1.2          |
| DCK3-44             | A            | 31 | -  | 18 | 7.9  | -  | 44   | M060Z090-30P-D          | L03            | 1.1          |
| DCK3-94             | A            | 31 | -  | 18 | 7.9  | -  | 94   | M060Z090-30P-D          | L03            | 1.3          |
| DCK3-124            | A            | 31 | -  | 18 | 7.9  | -  | 124  | M060Z090-30P-D          | L03            | 1.5          |
| DCK4-43             | A            | 39 | -  | 22 | 10   | -  | 43   | M080Z120-30P-D          | L04            | 1.2          |
| DCK4-88             | A            | 39 | -  | 22 | 10   | -  | 88   | M080Z120-30P-D          | L04            | 1.5          |
| DCK4-118            | A            | 39 | -  | 22 | 10   | -  | 118  | M080Z120-30P-D          | L04            | 1.8          |
| DCK4-148            | A            | 39 | -  | 22 | 10   | -  | 148  | M080Z120-30P-D          | L04            | 2.1          |
| DCK5-48             | A            | 50 | -  | 28 | 13   | -  | 48   | M100Z160-30P-D          | L05            | 1.2          |
| DCK5-78             | A            | 50 | -  | 28 | 13   | -  | 78   | M100Z160-30P-D          | L05            | 1.6          |
| DCK5-108            | A            | 50 | -  | 28 | 13   | -  | 108  | M100Z160-30P-D          | L05            | 2.1          |
| DCK5-138            | A            | 50 | -  | 28 | 13   | -  | 138  | M100Z160-30P-D          | L05            | 2.5          |
| DCK6-64             | A            | 64 | -  | 36 | 16   | -  | 64   | M120Z200-30P-D          | L06            | 1.6          |
| DCK6-94             | A            | 64 | -  | 36 | 16   | -  | 94   | M120Z200-30P-D          | L06            | 2.3          |
| DCK6-124            | A            | 64 | -  | 36 | 16   | -  | 124  | M120Z200-30P-D          | L06            | 3.1          |

转下页  
See next page

# BBT-DCK

BBT-DCK Boring Adapter  
BBT-DCK 镗头刀柄



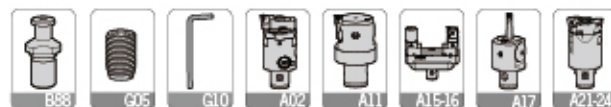
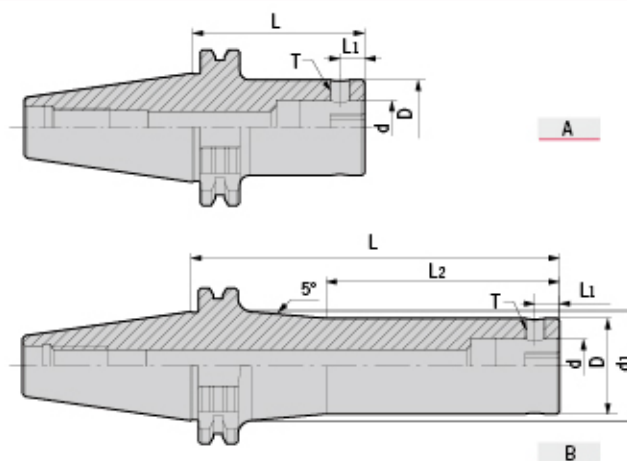
| 型号<br>Specification | 图示<br>Figure | D  | d1 | d  | L1   | L2 | L     | 侧固螺钉<br>Side-lock screw | L型扳手<br>Wrench | 重量<br>Weight |
|---------------------|--------------|----|----|----|------|----|-------|-------------------------|----------------|--------------|
| BBT50-DCK1-102      | A            | 19 | -  | 11 | 5    | -  | 102   | M040Z050-30P-D          | L02            | 4            |
| DCK2-52.5           | A            | 24 | -  | 14 | 6.45 | -  | 52.5  | M050Z060-30P-D          | L025           | 3.8          |
| DCK2-112.5          | A            | 24 | -  | 14 | 6.45 | -  | 112.5 | M050Z060-30P-D          | L025           | 4            |
| DCK3-54             | A            | 31 | -  | 18 | 7.9  | -  | 54    | M060Z090-30P-D          | L03            | 3.9          |
| DCK3-124            | A            | 31 | -  | 18 | 7.9  | -  | 124   | M060Z090-30P-D          | L03            | 4.3          |
| DCK4-58             | A            | 39 | -  | 22 | 10   | -  | 58    | M080Z120-30P-D          | L04            | 4.3          |
| DCK4-118            | A            | 39 | -  | 22 | 10   | -  | 118   | M080Z120-30P-D          | L04            | 4.5          |
| DCK4-178            | A            | 39 | -  | 22 | 10   | -  | 178   | M080Z120-30P-D          | L04            | 4.9          |
| DCK4-208            | A            | 39 | -  | 22 | 10   | -  | 208   | M080Z120-30P-D          | L04            | 5.1          |
| DCK5-63             | A            | 50 | -  | 28 | 13   | -  | 63    | M100Z160-30P-D          | L05            | 4            |
| DCK5-108            | A            | 50 | -  | 28 | 13   | -  | 108   | M100Z160-30P-D          | L05            | 4.7          |
| DCK5-183            | A            | 50 | -  | 28 | 13   | -  | 183   | M100Z160-30P-D          | L05            | 5.9          |
| DCK5-228            | A            | 50 | -  | 28 | 13   | -  | 228   | M100Z160-30P-D          | L05            | 6.5          |
| DCK5-263            | A            | 50 | -  | 28 | 13   | -  | 263   | M100Z160-30P-D          | L05            | 7            |
| DCK6-94             | A            | 64 | -  | 36 | 16   | -  | 94    | M120Z200-30P-D          | L06            | 4.8          |
| DCK6-169            | A            | 64 | -  | 36 | 16   | -  | 169   | M120Z200-30P-D          | L06            | 6.7          |
| DCK6-229            | A            | 64 | -  | 36 | 16   | -  | 229   | M120Z200-30P-D          | L06            | 8.2          |
| DCK6-289            | A            | 64 | -  | 36 | 16   | -  | 289   | M120Z200-30P-D          | L06            | 9.7          |
| DCK7-93             | A            | 90 | -  | 46 | 19.2 | -  | 93    | M200Z290-30P-D          | L10            | 5.6          |
| DCK7-183            | A            | 90 | -  | 46 | 19.2 | -  | 183   | M200Z290-30P-D          | L10            | 9.9          |
| DCK7-243            | A            | 90 | -  | 46 | 19.2 | -  | 243   | M200Z290-30P-D          | L10            | 12.7         |

## 特点 / Feature

- 整支通孔，利于出水及抗振。■可共用并互容于大多数的“CK”系列。
- 侧固螺丝与键槽成90度，确保切削机的退刀相位。
- 侧固螺丝锁固时，请使用防卡油，以免镗孔时因扭力过大，导致螺丝卡死难以拆装。
- The whole bar with through holes, be useful for coolant and anti-shanking. ■Be compatible with all "CK" series.
- Side lock screw is at right angles to key slot, to make sure that the replacing holders in CNC machine are always in phase.
- Please apply lubricating oil to the screw to avoid stuck.

# SK-DCK

SK-DCK Boring Adapter  
SK-DCK 镗头刀柄

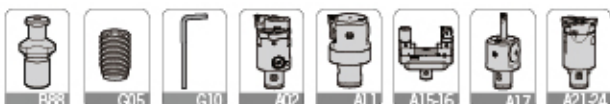
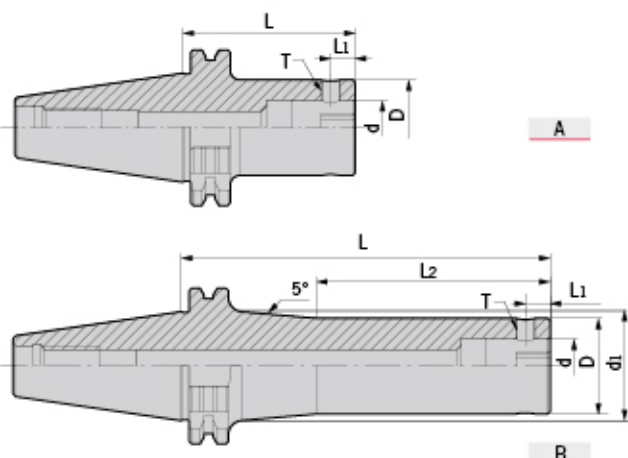


| 型号<br>Specification | 图示<br>Figure | D  | d1   | d  | L1   | L2 | L   | 侧固螺钉<br>Side-lock screw | L型扳手<br>Wrench | 重量<br>Weight |
|---------------------|--------------|----|------|----|------|----|-----|-------------------------|----------------|--------------|
| SK30-DCK1-55        | A            | 19 | -    | 11 | 5.05 | -  | 55  | M050Z050-30P-D          | L025           | 0.42         |
| DCK1-70             | A            | 19 | -    | 11 | 5.05 | -  | 70  | M050Z050-30P-D          | L025           | 0.45         |
| DCK2-80             | A            | 24 | -    | 14 | 6.45 | -  | 80  | M050Z060-30P-D          | L025           | 0.54         |
| DCK3-80             | A            | 31 | -    | 18 | 7.9  | -  | 80  | M060Z090-30P-D          | L03            | 0.68         |
| DCK4-70             | A            | 39 | -    | 22 | 10   | -  | 70  | M080Z120-30P-D          | L04            | 0.68         |
| DCK5-70             | A            | 50 | -    | 28 | 13   | -  | 70  | M100Z160-30P-D          | L05            | 0.88         |
| DCK6-80             | A            | 64 | -    | 36 | 16   | -  | 80  | M120Z200-30P-D          | L06            | 0.89         |
| SK40-DCK1-70        | A            | 19 | -    | 11 | 5.05 | -  | 70  | M050Z050-30P-D          | L025           | 1.03         |
| DCK1-100L           | B            | 19 | 20.7 | 11 | 5.05 | 60 | 100 | M050Z050-30P-D          | L025           | 1.10         |
| DCK2-75             | A            | 24 | -    | 14 | 6.45 | -  | 75  | M050Z060-30P-D          | L025           | 1.10         |
| DCK2-100            | A            | 24 | -    | 14 | 6.45 | -  | 100 | M050Z060-30P-D          | L025           | 1.18         |
| DCK2-130L           | B            | 24 | 28.3 | 14 | 6.45 | 75 | 130 | M050Z060-30P-D          | L025           | 1.33         |
| DCK2-160L           | B            | 24 | 33.6 | 14 | 6.45 | 75 | 160 | M050Z060-30P-D          | L025           | 1.49         |
| DCK3-80             | A            | 31 | -    | 18 | 7.9  | -  | 80  | M060Z090-30P-D          | L03            | 1.22         |
| DCK3-100            | A            | 31 | -    | 18 | 7.9  | -  | 100 | M060Z090-30P-D          | L03            | 1.32         |
| DCK3-135L           | B            | 31 | 34.5 | 18 | 7.9  | 85 | 135 | M060Z090-30P-D          | L03            | 1.54         |
| DCK3-165L           | B            | 31 | 39.7 | 18 | 7.9  | 85 | 165 | M060Z090-30P-D          | L03            | 1.76         |
| DCK4-70             | A            | 39 | -    | 22 | 10   | -  | 70  | M080Z120-30P-D          | L04            | 1.21         |
| DCK4-100            | A            | 39 | -    | 22 | 10   | -  | 100 | M080Z120-30P-D          | L04            | 1.46         |
| DCK4-150L           | B            | 39 | 43.4 | 22 | 10   | 95 | 150 | M080Z120-30P-D          | L04            | 1.90         |
| DCK4-170L           | B            | 39 | 46.9 | 22 | 10   | 95 | 170 | M080Z120-30P-D          | L04            | 2.16         |
| DCK5-80             | A            | 50 | -    | 28 | 13   | -  | 80  | M100Z160-30P-D          | L05            | 1.52         |
| DCK5-100            | A            | 50 | -    | 28 | 13   | -  | 100 | M100Z160-30P-D          | L05            | 1.80         |
| DCK5-150            | A            | 50 | -    | 28 | 13   | -  | 150 | M100Z160-30P-D          | L05            | 2.52         |
| DCK5-180            | A            | 50 | -    | 28 | 13   | -  | 180 | M100Z160-30P-D          | L05            | 2.90         |
| DCK6-90             | A            | 64 | -    | 36 | 16   | -  | 90  | M120Z200-30P-D          | L06            | 1.22         |
| DCK6-150            | A            | 64 | -    | 36 | 16   | -  | 150 | M120Z200-30P-D          | L06            | 3.50         |
| DCK6-180            | A            | 64 | -    | 36 | 16   | -  | 180 | M120Z200-30P-D          | L06            | 4.22         |

转下页  
See next page

# SK-DCK

SK-DCK Boring Adapter  
SK-DCK 镗头刀柄



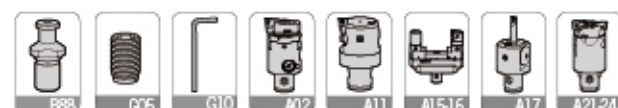
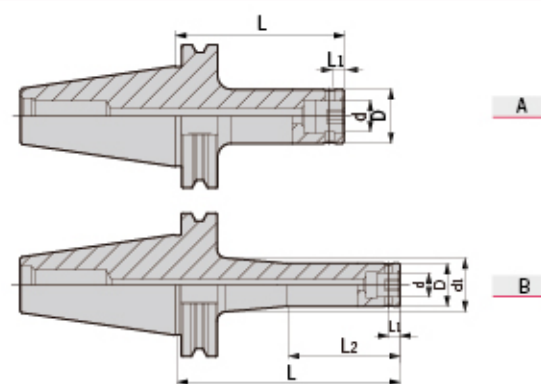
| 型号<br>Specification | 图示<br>Figure | D  | d <sub>1</sub> | d  | L <sub>1</sub> | L <sub>2</sub> | L   | 侧固螺钉<br>Side-lock screw | L型扳手<br>Wrench | 重量<br>Weight |
|---------------------|--------------|----|----------------|----|----------------|----------------|-----|-------------------------|----------------|--------------|
| SK50- DCK1-80       | B            | 19 | 20.7           | 11 | 5.05           | -              | 80  | M050Z050-30P-D          | L025           | 3.60         |
| DCK1-115L           | B            | 19 | 20.7           | 11 | 5.05           | 60             | 115 | M050Z050-30P-D          | L025           | 3.73         |
| DCK1-145L           | B            | 19 | 26             | 11 | 5.05           | 60             | 145 | M050Z050-30P-D          | L025           | 4.20         |
| DCK2-80             | A            | 24 | -              | 14 | 6.45           | -              | 80  | M050Z060-30P-D          | L025           | 3.60         |
| DCK2-105            | A            | 24 | -              | 14 | 6.45           | -              | 105 | M050Z060-30P-D          | L025           | 3.78         |
| DCK2-135L           | B            | 24 | 26.6           | 14 | 6.45           | 75             | 135 | M050Z060-30P-D          | L025           | 3.89         |
| DCK2-165L           | B            | 24 | 31.9           | 14 | 6.45           | 75             | 165 | M050Z060-30P-D          | L025           | 4.08         |
| DCK3-85             | A            | 31 | -              | 18 | 7.9            | -              | 85  | M060Z090-30P-D          | L03            | 3.80         |
| DCK3-110            | A            | 31 | -              | 18 | 7.9            | -              | 110 | M060Z090-30P-D          | L03            | 3.95         |
| DCK3-140L           | B            | 31 | 32.7           | 18 | 7.9            | 85             | 140 | M060Z090-30P-D          | L03            | 4.09         |
| DCK3-170L           | B            | 31 | 38             | 18 | 7.9            | 85             | 170 | M060Z090-30P-D          | L03            | 4.31         |
| DCK4-100            | A            | 39 | -              | 22 | 10             | -              | 100 | M080Z120-30P-D          | L04            | 3.98         |
| DCK4-160L           | B            | 39 | 42.5           | 22 | 10             | 95             | 160 | M080Z120-30P-D          | L04            | 4.50         |
| DCK4-205L           | B            | 39 | 50             | 22 | 10             | 95             | 205 | M080Z120-30P-D          | L04            | 5.13         |
| DCK5-90             | A            | 50 | -              | 28 | 13             | -              | 90  | M100Z160-30P-D          | L05            | 4.30         |
| DCK5-165            | A            | 50 | -              | 28 | 13             | -              | 165 | M100Z160-30P-D          | L05            | 5.20         |
| DCK5-210L           | B            | 50 | 57.8           | 28 | 13             | 120            | 210 | M100Z160-30P-D          | L05            | 5.92         |
| DCK5-270L           | B            | 50 | 68.4           | 28 | 13             | 120            | 270 | M100Z160-30P-D          | L05            | 7.23         |
| DCK6-85             | A            | 64 | -              | 36 | 16             | -              | 85  | M120Z200-30P-D          | L06            | 4.28         |
| DCK6-155            | A            | 64 | -              | 36 | 16             | -              | 155 | M120Z200-30P-D          | L06            | 5.97         |
| DCK6-215            | A            | 64 | -              | 36 | 16             | -              | 215 | M120Z200-30P-D          | L06            | 7.43         |
| DCK6-250            | A            | 64 | -              | 36 | 16             | -              | 250 | M120Z200-30P-D          | L06            | 8.27         |
| DCK6-300L           | B            | 64 | 80.5           | 36 | 16             | 160            | 300 | M120Z200-30P-D          | L06            | 10.21        |
| DCK7-85             | A            | 90 | -              | 46 | 19.15          | -              | 85  | M200Z290-30P-D          | L10            | 4.96         |
| DCK7-150            | A            | 90 | -              | 46 | 19.15          | -              | 150 | M200Z290-30P-D          | L10            | 6.52         |
| DCK7-210            | A            | 90 | -              | 46 | 19.15          | -              | 210 | M200Z290-30P-D          | L10            | 8.55         |
| DCK7-250            | A            | 90 | -              | 46 | 19.15          | -              | 250 | M200Z290-30P-D          | L10            | 10.35        |
| DCK7-300            | A            | 90 | -              | 46 | 19.15          | -              | 300 | M200Z290-30P-D          | L10            | 12.55        |
| DCK7-350            | A            | 90 | -              | 46 | 19.15          | -              | 350 | M200Z290-30P-D          | L10            | 13.25        |

### 特点 / Feature

- 整支通孔，利于出水及抗振。■可共用并互容于大多数的“CK”系列。
- 侧固螺丝与键槽成90度，确保切削机的退刀相位。
- 侧固螺丝锁固时，请使用防卡油，以免镗孔时因扭力过大，导致螺丝卡死难以拆装。
- The whole bar with through holes, be useful for coolant and anti-shanking. ■Be compatible with all "CK" series.
- Side lock screw is at right angles to key slot, to make sure that the replacing holders in CNC machine are always in phase.
- Please apply lubricating oil to the screw to avoid stuck.

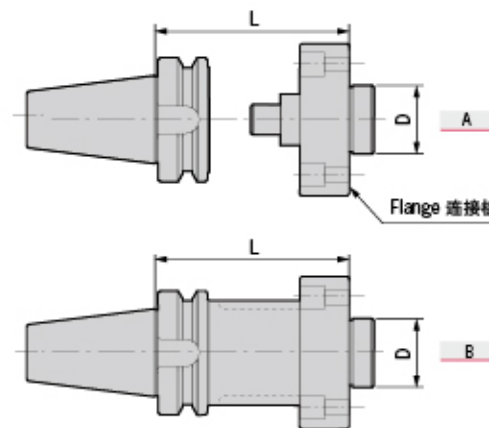
# CAT-DCK/NBH2084

CAT-DCK Boring Adapter  
CAT-DCK 镗头刀柄



| 型号<br>Specification | 图示<br>Figure | D  | d    | d <sub>1</sub> | L <sub>1</sub> | L <sub>2</sub> | L   | 侧固螺钉<br>Side-lock screw | L型扳手<br>Wrench | 重量<br>Weight |
|---------------------|--------------|----|------|----------------|----------------|----------------|-----|-------------------------|----------------|--------------|
| CAT40- DCK1-100L    | B            | 19 | 23.8 | 11             | 5              | 50             | 100 | M040Z050-30P-D          | L020           | 1.01         |
| DCK2-75             | A            | 24 | -    | 14             | 6.45           | -              | 75  | M050Z060-30P-D          | L025           | 0.99         |
| DCK3-100            | A            | 31 | -    | 18             | 7.9            | -              | 100 | M060Z090-30P-D          | L03            | 1.24         |
| DCK4-60             | A            | 39 | -    | 22             | 10             | -              | 60  | M080Z120-30P-D          | L04            | 1.08         |
| DCK4-100            | A            | 39 | -    | 22             | 10             | -              | 100 | M080Z120-30P-D          | L04            | 1.46         |
| DCK5-60             | A            | 50 | -    | 28             | 13             | -              | 60  | M100Z160-30P-D          | L05            | 1.22         |
| DCK5-100            | A            | 50 | -    | 28             | 13             | -              | 100 | M100Z160-30P-D          | L05            | 1.79         |
| DCK6-65             | A            | 64 | -    | 36             | 16             | -              | 65  | M120Z200-30P-D          | L06            | 1.52         |
| DCK6-100            | A            | 64 | -    | 36             | 16             | -              | 100 | M120Z200-30P-D          | L06            | 2.37         |
| CAT50- DCK1-115L    | B            | 19 | 25.4 | 11             | 5              | 50             | 115 | M040Z050-30P-D          | L020           | 2.90         |
| DCK2-105            | A            | 24 | -    | 14             | 6.45           | -              | 105 | M050Z060-30P-D          | L025           | 2.92         |
| DCK3-110            | A            | 31 | -    | 18             | 7.9            | -              | 110 | M060Z090-30P-D          | L03            | 3.13         |
| DCK4-100            | A            | 39 | -    | 22             | 10             | -              | 100 | M080Z120-30P-D          | L04            | 3.25         |
| DCK5-165            | A            | 50 | -    | 28             | 13             | -              | 165 | M100Z160-30P-D          | L05            | 4.56         |
| DCK6-155            | A            | 64 | -    | 36             | 16             | -              | 155 | M120Z200-30P-D          | L06            | 5.56         |
| DCK7-100            | A            | 90 | -    | 46             | 19.2           | -              | 100 | M200Z290-30P-D          | L10            | 5.58         |

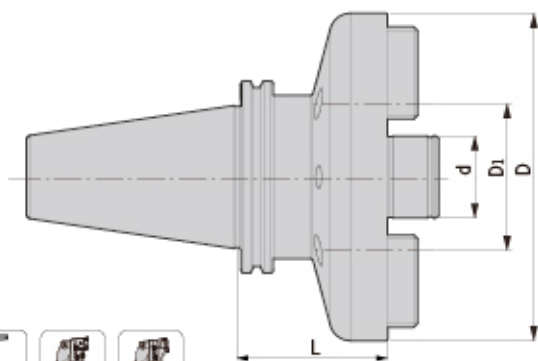
NBH2084 Boring Adapter  
NBH2084 镗头刀柄



| 型号<br>Specification | D  | L      | 锁紧螺钉<br>Locking screw | L型扳手<br>Wrench | 重量<br>Weight |
|---------------------|----|--------|-----------------------|----------------|--------------|
| BT40-NBH-A50        | 35 | 50     | E080U200              | L06            | 1.78         |
|                     | 35 | 50     | E080U200              | L06            | 4.16         |
| NBH-FP60            | 35 | Flange | -                     | -              | 0.60         |
|                     | 35 | 100    | E080U300              | L06            | 2.23         |
| BT50-NBH-B100       | 35 | 100    | E080U300              | L06            | 4.84         |

| 型号<br>Specification | D  | L   | 锁紧螺钉<br>Locking screw | L型扳手<br>Wrench | 重量<br>Weight |
|---------------------|----|-----|-----------------------|----------------|--------------|
| BT50- NBH-B165      | 35 | 165 | E080U300              | L06            | 6.23         |
| NBH-B200            | 35 | 200 | E080U300              | L06            | 7.01         |
| NBH-B250            | 35 | 250 | E080U300              | L06            | 7.96         |
| NBH-B300            | 35 | 300 | E080U300              | L06            | 9.07         |





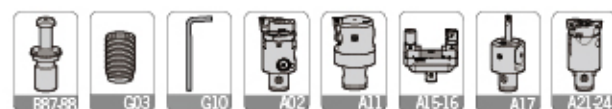
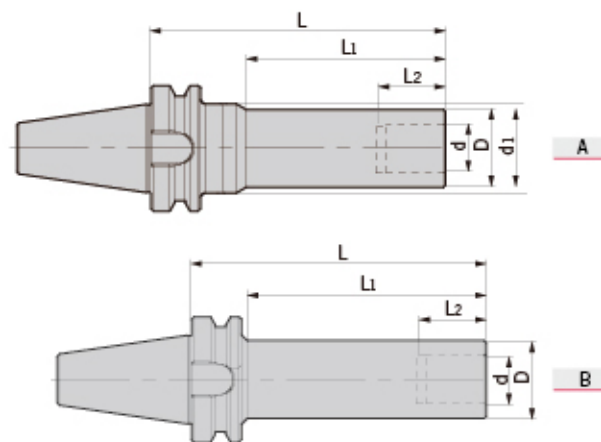
| 型号<br>Specification      | D   | d <sub>1</sub> | d  | L   | 重量<br>Weight |
|--------------------------|-----|----------------|----|-----|--------------|
| <b>HSK100A- FMS40-60</b> | 87  | 66.7           | 40 | 60  | 3.55         |
| FMS40-150                | 87  | 66.7           | 40 | 150 | 7.68         |
| FMS40-250                | 87  | 66.7           | 40 | 250 | 12.26        |
| FMX40-80                 | 160 | 101.6          | 40 | 80  | 7.61         |
| FMX40-150                | 160 | 101.6          | 40 | 150 | 10.53        |
| FMX40-250                | 160 | 101.6          | 40 | 250 | 14.69        |

| 型号<br>Specification   | D   | d <sub>1</sub> | d  | L   | 重量<br>Weight |
|-----------------------|-----|----------------|----|-----|--------------|
| <b>SK50- FMS40-50</b> | 89  | 66.7           | 40 | 50  | 4.08         |
| FMS40-150             | 89  | 66.7           | 40 | 150 | 8.88         |
| FMS40-250             | 89  | 66.7           | 40 | 250 | 13.68        |
| FMX40-75              | 160 | 101.6          | 40 | 75  | 8.46         |
| FMX40-150             | 160 | 101.6          | 40 | 150 | 11.37        |
| FMX40-250             | 160 | 101.6          | 40 | 250 | 15.30        |

| 型号<br>Specification    | D   | d <sub>1</sub> | d  | L   | 重量<br>Weight |
|------------------------|-----|----------------|----|-----|--------------|
| <b>CAT50- FMS40-50</b> | 89  | 66.7           | 40 | 50  | 4.22         |
| FMS40-150              | 89  | 66.7           | 40 | 150 | 9.01         |
| FMX40-75               | 160 | 101.6          | 40 | 75  | 8.29         |
| FMX40-150              | 160 | 101.6          | 40 | 150 | 11.41        |

| 型号<br>Specification   | D   | d <sub>1</sub> | d  | L   | 重量<br>Weight |
|-----------------------|-----|----------------|----|-----|--------------|
| <b>BT50- FMS40-55</b> | 100 | 66.7           | 40 | 55  | 4.28         |
| FMS40-150             | 100 | 66.7           | 40 | 150 | 8.63         |
| FMS40-200             | 100 | 66.7           | 40 | 200 | 10.92        |
| FMS40-250             | 100 | 66.7           | 40 | 250 | 13.21        |
| FMS40-300             | 100 | 66.7           | 40 | 300 | 15.50        |
| FMX40-85              | 160 | 101.6          | 40 | 85  | 8.90         |
| FMX40-150             | 160 | 101.6          | 40 | 150 | 11.60        |
| FMX40-200             | 160 | 101.6          | 40 | 200 | 13.69        |
| FMX40-250             | 160 | 101.6          | 40 | 250 | 15.77        |
| FMX40-300             | 160 | 101.6          | 40 | 300 | 17.85        |

| 型号<br>Specification    | D   | d <sub>1</sub> | d  | L   | 重量<br>Weight |
|------------------------|-----|----------------|----|-----|--------------|
| <b>BBT50- FMS40-55</b> | 100 | 66.7           | 40 | 55  | 4.35         |
| FMS40-150              | 100 | 66.7           | 40 | 150 | 8.70         |
| FMX40-85               | 160 | 101.6          | 40 | 85  | 8.97         |
| FMX40-150              | 160 | 101.6          | 40 | 150 | 11.67        |



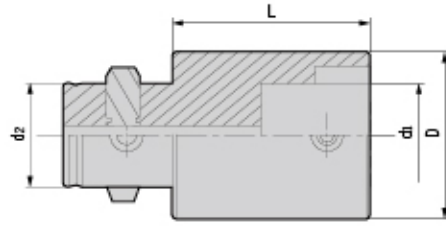
| 型号<br>Specification    | 图示<br>Figure | D  | d <sub>1</sub> | d  | L <sub>1</sub> | L   | 侧固螺钉<br>Side-lock screw | L型扳手<br>Wrench | 重量<br>Weight |
|------------------------|--------------|----|----------------|----|----------------|-----|-------------------------|----------------|--------------|
| <b>BT40- SLBK2-150</b> | A            | 24 | 39             | 14 | 110            | 150 | M050R050-30P            | L025           | 1.45         |
| SLBK2-175              | A            | 24 | 39             | 14 | 135            | 175 | M050R050-30P            | L025           | 1.51         |
| SLBK2-200              | A            | 24 | 39             | 14 | 160            | 200 | M050R050-30P            | L025           | 1.56         |
| SLBK3-200              | A            | 31 | 50             | 18 | 160            | 200 | M060R075-30P            | L03            | 2.21         |
| SLBK3-230              | A            | 31 | 50             | 18 | 190            | 230 | M060R075-30P            | L03            | 2.34         |
| SLBK3-260              | A            | 31 | 50             | 18 | 220            | 260 | M060R075-30P            | L03            | 2.47         |
| SLBK4-235              | A            | 39 | 50             | 22 | 200            | 235 | M080R075-30P            | L04            | 3.12         |
| SLBK4-275              | A            | 39 | 50             | 22 | 240            | 275 | M080R075-30P            | L04            | 3.42         |
| SLBK4-315              | A            | 39 | 50             | 22 | 280            | 315 | M080R075-30P            | L04            | 3.71         |
| SLBK5-310              | B            | 50 | -              | 28 | 280            | 310 | M100R100-30P            | L05            | 6.30         |
| SLBK6-295              | B            | 64 | -              | 36 | 270            | 295 | M120R100-30P            | L06            | 8.71         |
| <b>BT50- SLBK2-160</b> | A            | 24 | 39             | 14 | 110            | 160 | M050R050-30P            | L025           | 4.09         |
| SLBK2-185              | A            | 24 | 39             | 14 | 135            | 185 | M050R050-30P            | L025           | 4.15         |
| SLBK2-210              | A            | 24 | 39             | 14 | 160            | 210 | M050R050-30P            | L025           | 4.21         |
| SLBK3-220              | A            | 31 | 50             | 18 | 160            | 220 | M060R075-30P            | L03            | 4.97         |
| SLBK3-250              | A            | 31 | 50             | 18 | 190            | 250 | M060R075-30P            | L03            | 5.15         |
| SLBK3-280              | A            | 31 | 50             | 18 | 220            | 280 | M060R075-30P            | L03            | 5.33         |
| SLBK4-260              | A            | 39 | 64             | 22 | 205            | 260 | M080R075-30P            | L04            | 6.00         |
| SLBK4-300              | A            | 39 | 64             | 22 | 245            | 300 | M080R075-30P            | L04            | 6.24         |
| SLBK4-340              | A            | 39 | 64             | 22 | 285            | 340 | M080R075-30P            | L04            | 6.48         |
| SLBK5-310              | A            | 50 | 64             | 28 | 265            | 310 | M100R100-30P            | L05            | 8.74         |
| SLBK5-355              | A            | 50 | 64             | 28 | 310            | 355 | M100R100-30P            | L05            | 9.39         |
| SLBK5-400              | A            | 50 | 64             | 28 | 355            | 400 | M100R100-30P            | L05            | 10.04        |
| SLBK6-375              | B            | 64 | -              | 36 | 330            | 375 | M120R100-30P            | L06            | 14.28        |
| SLBK6-440              | B            | 64 | -              | 36 | 395            | 440 | M120R100-30P            | L06            | 15.11        |
| SLBK6-505              | B            | 64 | -              | 36 | 460            | 505 | M120R100-30P            | L06            | 15.96        |

### 特点 / Feature

- 整支通孔，利于出水及抗振。■可共用并互容于大多数的“CK”系列。
- 本产品应用于加工深度为柄径D的6-8倍长。
- 侧固螺丝锁固时，请使用防卡油，以免镗孔时因扭力过大，导致螺丝卡死难以拆装。
- The whole bar with through holes, be useful for coolant and anti-shanking. ■Be compatible for all "CK" series.
- 6-8 times machining depth to the bar diameter.
- Please apply lubricating oil to the screw to avoid stuck.

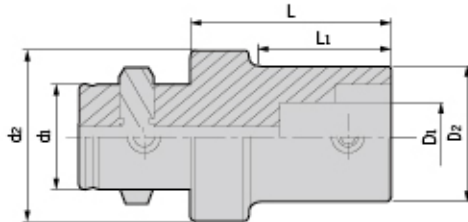
# DCK

DCK Extension  
DCK 等径延长接柄



| 型号<br>Specification | D  | d <sub>1</sub> | d <sub>2</sub> | L   | 侧固螺钉<br>Side-lock screw | L型扳手<br>Wrench | 重量<br>Weight |
|---------------------|----|----------------|----------------|-----|-------------------------|----------------|--------------|
| DCK 1-1-30          | 19 | 11             | 11             | 30  | M050Z050-30P-D          | L025           | 0.06         |
| 2-2-30              | 24 | 14             | 14             | 30  | M050Z060-30P-D          | L025           | 0.09         |
| 3-3-30              | 31 | 18             | 18             | 30  | M060Z090-30P-D          | L03            | 0.14         |
| 4-4-45              | 39 | 22             | 22             | 45  | M080Z120-30P-D          | L04            | 0.29         |
| 4-4-60              | 39 | 22             | 22             | 60  | M080Z120-30P-D          | L04            | 0.47         |
| 5-5-60              | 50 | 28             | 28             | 60  | M100Z160-30P-D          | L05            | 0.75         |
| 5-5-90              | 50 | 28             | 28             | 90  | M100Z160-30P-D          | L05            | 1.18         |
| 6-6-60              | 64 | 36             | 36             | 60  | M120Z200-30P-D          | L06            | 1.46         |
| 6-6-100             | 64 | 36             | 36             | 100 | M120Z200-30P-D          | L06            | 2.35         |
| 7-7-105             | 90 | 46             | 46             | 105 | M200Z300-30P-D          | L10            | 5.28         |

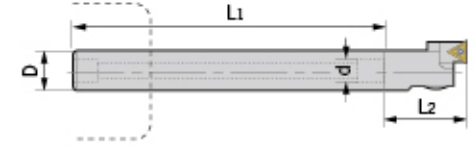
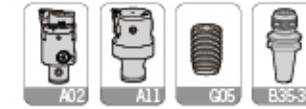
DCK Reducer  
DCK 异径转换接柄 (大接小)



| 型号<br>Specification | D <sub>1</sub> | D <sub>2</sub> | d <sub>1</sub> | d <sub>2</sub> | L <sub>1</sub> | L   | 侧固螺钉<br>Side-lock screw | L型扳手<br>Wrench | 重量<br>Weight |
|---------------------|----------------|----------------|----------------|----------------|----------------|-----|-------------------------|----------------|--------------|
| DCK 2-1-36          | 11             | 19             | 14             | 24             | 30             | 36  | M050Z050-30P-D          | L025           | 0.08         |
| 3-1-41              | 11             | 19             | 18             | 31             | 30             | 41  | M050Z050-30P-D          | L025           | 0.12         |
| 3-2-37              | 14             | 24             | 18             | 31             | 25             | 37  | M050Z060-30P-D          | L025           | 0.13         |
| 4-1-58              | 11             | 19             | 22             | 39             | 40             | 58  | M050Z050-30P-D          | L025           | 0.24         |
| 4-2-50              | 14             | 24             | 22             | 39             | 36             | 50  | M050Z060-30P-D          | L025           | 0.22         |
| 4-3-50              | 18             | 31             | 22             | 39             | 37             | 50  | M060Z090-30P-D          | L03            | 0.30         |
| 5-1-60              | 11             | 19             | 28             | 50             | 40             | 60  | M050Z050-30P-D          | L025           | 0.38         |
| 5-2-54              | 14             | 24             | 28             | 50             | 35             | 54  | M050Z060-30P-D          | L025           | 0.38         |
| 5-2-74              | 14             | 24             | 28             | 50             | 55             | 74  | M050Z060-30P-D          | L025           | 0.45         |
| 5-3-47              | 18             | 31             | 28             | 50             | 29             | 47  | M060Z090-30P-D          | L03            | 0.46         |
| 5-3-72              | 18             | 31             | 28             | 50             | 54             | 72  | M060Z090-30P-D          | L03            | 0.54         |
| 5-4-42              | 22             | 39             | 28             | 50             | 25             | 42  | M080Z120-30P-D          | L04            | 0.43         |
| 5-4-67              | 22             | 39             | 28             | 50             | 50             | 67  | M080Z120-30P-D          | L04            | 0.62         |
| 6-1-70              | 11             | 19             | 36             | 64             | 40             | 70  | M050Z050-30P-D          | L025           | 0.90         |
| 6-2-63              | 14             | 24             | 36             | 64             | 45             | 63  | M050Z060-30P-D          | L025           | 0.66         |
| 6-2-93              | 14             | 24             | 36             | 64             | 75             | 93  | M050Z060-30P-D          | L025           | 0.71         |
| 6-3-56              | 18             | 31             | 36             | 64             | 39             | 56  | M060Z090-30P-D          | L03            | 0.70         |
| 6-3-96              | 18             | 31             | 36             | 64             | 79             | 96  | M060Z090-30P-D          | L03            | 0.91         |
| 6-4-51              | 22             | 39             | 36             | 64             | 35             | 51  | M080Z120-30P-D          | L04            | 0.76         |
| 6-4-101             | 22             | 39             | 36             | 64             | 85             | 101 | M080Z120-30P-D          | L04            | 1.19         |
| 6-5-41              | 28             | 50             | 36             | 64             | 25             | 41  | M100Z160-30P-D          | L05            | 0.72         |
| 6-5-91              | 28             | 50             | 36             | 64             | 75             | 91  | M100Z160-30P-D          | L05            | 1.46         |
| 7-6-106             | 36             | 64             | 46             | 90             | 99             | 106 | M120Z200-30P-D          | L06            | 3.12         |

# SCB/SSB

SCB Solid Carbide Boring Bar  
SCB 硬质合金镗刀杆

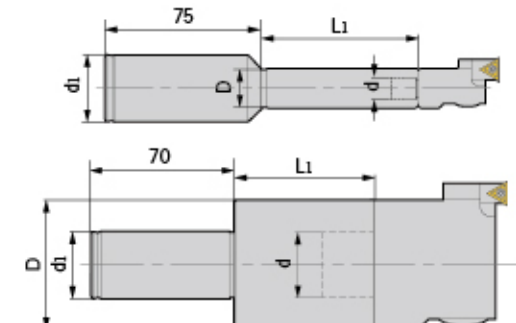
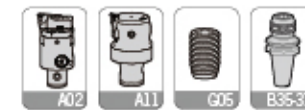


| 型号<br>Specification | D  | d  | L <sub>1</sub> | L <sub>2</sub> | DCK侧固螺钉<br>DCK Side Locking Screw | 组合镗头<br>Boring head | 镗孔范围<br>Boring range | 重量<br>Weight |
|---------------------|----|----|----------------|----------------|-----------------------------------|---------------------|----------------------|--------------|
| SCB- C19-DCK1-190   | 19 | 11 | 190            | 32.5           | M050Z050-30P-D                    | CBH20-36            | 20-36                | 0.729        |
| C19-DCK1-240        | 19 | 11 | 240            | 32.5           | M050Z050-30P-D                    |                     |                      | 0.933        |
| C24-DCK2-220        | 24 | 14 | 220            | 35.5           | M050Z060-30P-D                    | FBH25/CBH25-47      | 29-38/25-47          | 1.362        |
| C24-DCK2-280        | 24 | 14 | 280            | 35.5           | M050Z060-30P-D                    |                     |                      | 1.671        |
| C32-DCK3-280        | 32 | 18 | 280            | 40.0           | M060Z090-30P-D                    | FBH32/CBH32-60      | 36-52/32-60          | 2.944        |
| C32-DCK3-350        | 32 | 18 | 350            | 40.0           | M060Z090-30P-D                    |                     |                      | 3.810        |

## 特点 / Feature

- 超硬碳化钨制镗刀杆，使用高韧性配方制造，坚韧耐用，实现高硬度、高刚性、高抗震性，可施行超深孔加工（8D）。
- 各种规格均有内部水孔，深孔加工时排屑及冷却效果良好。
- 直柄结构，加工深度可依加工需求自行调整。
- Solid tungsten carbide holder provides high rigidity, strong shaking resistance and achieves 8 times bar diameter boring depth.
- Good chip removal and cooling performance with internal cooling hole design.
- Straight shank for easy setting of boring depth.

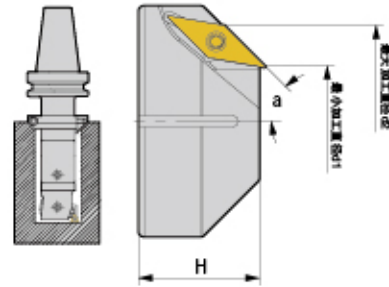

SSB Boring Holder  
SSB 直柄镗刀杆



| 型号<br>Specification | D  | d  | d <sub>1</sub> | L <sub>1</sub> | 组合镗头<br>Boring head   | 重量<br>Weight |
|---------------------|----|----|----------------|----------------|---|--------------|
| SSB- C32-DCK1-75    | 19 | 11 | 32             | 75             | CBH20-36、DYD20-22、DYD22-29  | 0.52         |
| C32-DCK2-70         | 24 | 14 | 32             | 70             | FBH25、CBH25-47、DBH25-33、DYD29-38  | 0.59         |
| C32-DCK2-120        | 24 | 14 | 32             | 120            |   | 0.85         |
| C32-DCK3-70         | 31 | 18 | 32             | 70             | FBH32、CBH32-60、DBH32-42、DYD38-50  | 0.73         |
| C32-DCK3-120        | 31 | 18 | 32             | 120            |   | 1.01         |
| C32-DCK4-60         | 39 | 22 | 32             | 60             | FBH40、CBH41-74、DBH40-55、DYD48-65  | 0.77         |
| C32-DCK4-110        | 39 | 22 | 32             | 110            |   | 1.19         |
| C32-DCK5-60         | 50 | 28 | 32             | 60             | FBH50、CBH53-95、DBH52-70、DYD62-90  | 1.02         |
| C32-DCK5-120        | 50 | 28 | 32             | 120            |   | 1.89         |
| C32-DCK6-60         | 64 | 36 | 32             | 60             | FBH63、FBH80、CBH68-150、CBH100-203、DBH68-92、DBH90-122、DYD82-110、DYD105-140、DYD135-175 | 1.42         |
| C32-DCK6-120        | 64 | 36 | 32             | 120            |   | 2.20         |

# CR

## CR Chamfering Cutter CR 倒角刀



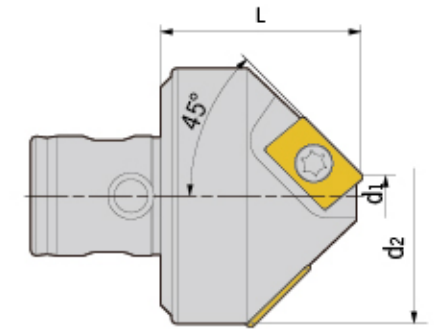
安装在DCK刀柄上用于镗孔,倒角复合加工。Assembled with DCK boring tools to chamfer.

| 型号<br>Specification | 刃数<br>Teeth | 角度<br>a | d1  | d2  | H  | 组合刀柄<br>Adapter size | L型扳手<br>Wrench | 刀体锁紧螺钉<br>Locking screw | 刀片型号<br>Insert | 刀片螺钉<br>Insert screw | 旗形扳手<br>Wrench | 重量<br>Weight |
|---------------------|-------------|---------|-----|-----|----|----------------------|----------------|-------------------------|----------------|----------------------|----------------|--------------|
| <b>CR 1-34-45</b>   | 1           | 45      | 21  | 34  | 22 | DCK1                 | L04            | E050U160-D              | VC**1103       | M025W060             | Q08            | 0.06         |
| <b>2-39-45</b>      | 1           | 45      | 26  | 39  | 25 | DCK2                 | L04            | E050U160-D              | VC**1103       | M025W060             | Q08            | 0.12         |
| <b>3-54-45</b>      | 1           | 45      | 34  | 54  | 35 | DCK3                 | L05            | E060U200-D              | VC**1604       | M040S100-1           | Q15            | 0.51         |
| <b>4-62-45</b>      | 1           | 45      | 42  | 62  | 38 | DCK4                 | L05            | E060U200-D              | VC**1604       | M040S100-1           | Q15            | 0.69         |
| <b>5-93-45</b>      | 2           | 45      | 53  | 93  | 43 | DCK5                 | L05            | E060U250-D              | VC**1604       | M040S100-1           | Q15            | 1.33         |
| <b>6-107-45</b>     | 2           | 45      | 67  | 107 | 46 | DCK6                 | L06            | E080U250-D              | VC**1604       | M040S100-1           | Q15            | 1.84         |
| <b>6-138-45</b>     | 2           | 45      | 98  | 138 | 46 | DCK6                 | L06            | E080U250-D              | VC**1604       | M040S100-1           | Q15            | 3.86         |
| <b>6-160-45</b>     | 2           | 45      | 120 | 160 | 46 | DCK6                 | L06            | E080U250-D              | VC**1604       | M040S100-1           | Q15            | 5.58         |
| <b>CR 1-41-30</b>   | 2           | 30      | 23  | 41  | 30 | DCK1                 | L04            | E050U160-D              | VC**1103       | M025W060             | Q08            | 0.10         |
| <b>2-46-30</b>      | 2           | 30      | 28  | 46  | 35 | DCK2                 | L04            | E050U160-D              | VC**1103       | M025W060             | Q08            | 0.21         |
| <b>3-53-30</b>      | 2           | 30      | 35  | 53  | 35 | DCK3                 | L05            | E060U200-D              | VC**1103       | M025W060             | Q08            | 0.34         |
| <b>4-61-30</b>      | 2           | 30      | 43  | 61  | 35 | DCK4                 | L05            | E060U200-D              | VC**1103       | M025W060             | Q08            | 0.41         |
| <b>5-84-30</b>      | 2           | 30      | 56  | 84  | 48 | DCK5                 | L06            | E080U250-D              | VC**1604       | M040S100-1           | Q15            | 1.33         |
| <b>6-98-30</b>      | 2           | 30      | 70  | 98  | 48 | DCK6                 | L06            | E080U250-D              | VC**1604       | M040S100-1           | Q15            | 1.21         |
| <b>6-120-30</b>     | 2           | 30      | 92  | 120 | 48 | DCK6                 | L06            | E080U250-D              | VC**1604       | M040S100-1           | Q15            | 3.01         |
| <b>6-142-30</b>     | 2           | 30      | 114 | 142 | 48 | DCK6                 | L06            | E080U250-D              | VC**1604       | M040S100-1           | Q15            | 4.09         |

适用 Suitable: 德克、京瓷或三菱刀片 DEREK、KYOCERA Or MITSUBISHI Insert

# DCK

## DCK Chamfering Head DCK 倒角刀头



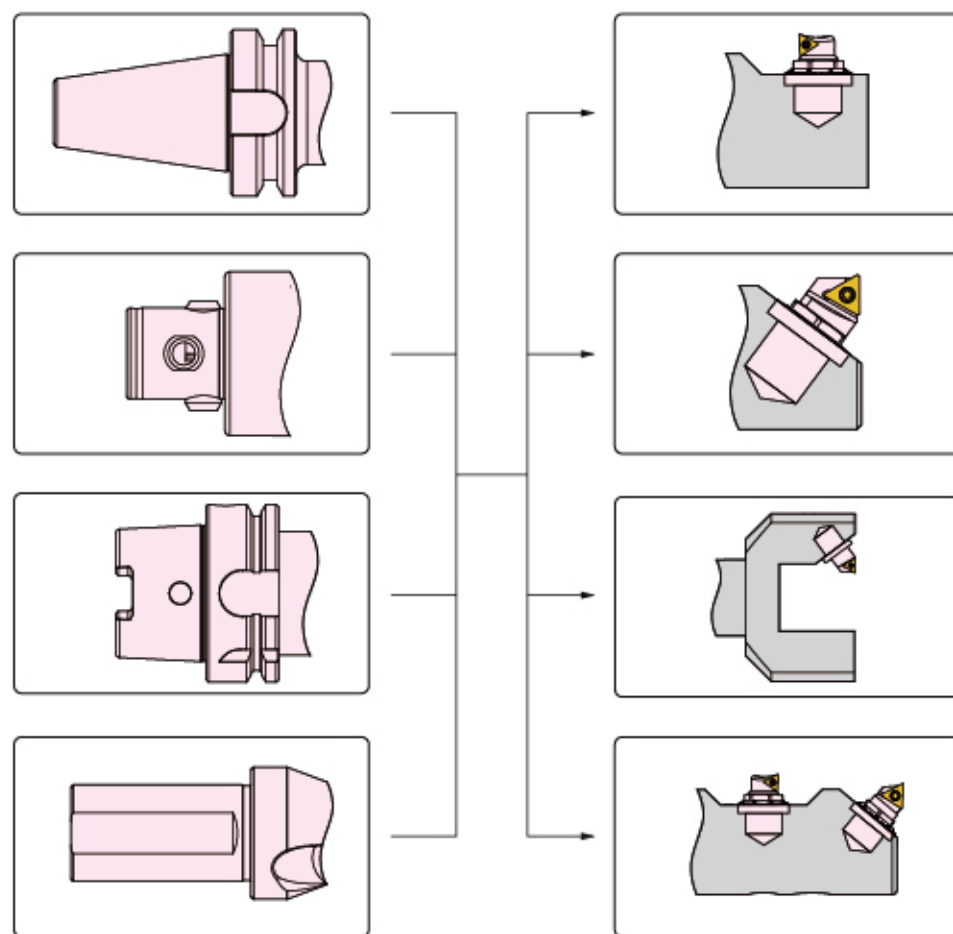
安装在DCK刀柄上用于倒角加工。Connected with DCK boring adapter for chamfering.

| 型号<br>Specification | 刃数<br>Teeth | d1 | d2  | L  | 组合刀柄<br>Adapter size | 刀片型号<br>Insert | 刀片螺钉<br>Insert screw | 旗形扳手<br>Wrench |
|---------------------|-------------|----|-----|----|----------------------|----------------|----------------------|----------------|
| <b>DCK 2-0522</b>   | 1           | 5  | 22  | 25 | DCK2                 | ADNT160308     | M040S100-1           | Q15            |
| <b>4-1046</b>       | 2           | 10 | 46  | 36 | DCK4                 | ADNT160308     | M040S100-1           | Q15            |
| <b>5-3065</b>       | 2           | 30 | 65  | 50 | DCK5                 | ADNT160308     | M040S100-1           | Q15            |
| <b>6-63100</b>      | 2           | 63 | 100 | 60 | DCK6                 | ADNT160308     | M040S100-1           | Q15            |

适用 Suitable: 日立刀片 HITACHI Insert

# MKT

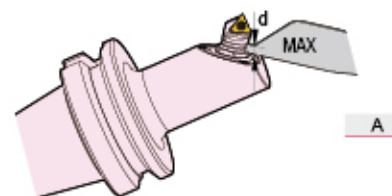
## MKT Boring Cartridge MKT 微调精密单元



### 注 / Notice

- 精镗单元是安装与精密加工的非标刀具本体。
- 精镗单元为前端调节微调精度，每单元刻度相当于0.01mm的径向切深变化量；通过副刻度游标可进行0.001mm的径向调节。
- 精镗带有自锁功能，即调节刻度前无需解锁，调节完成后也无需锁紧。
- 另有多款主偏角微调精镗单元可接单生产。

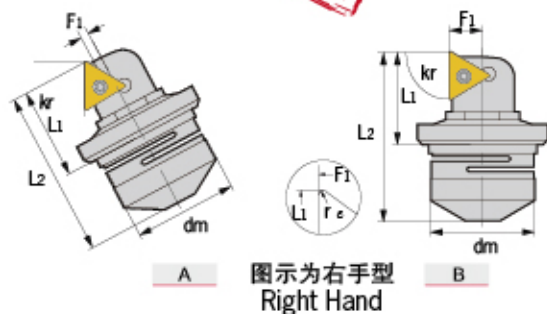
**注意事项：**  
精镗单元前端不可超行程调节，不然会造成结构损伤；安全行程的把握通过专用扳手尾宽丈量精镗单元的前端伸出量（扳手尾宽d=伸出量极限），参考图A。



- For non-standard tools.
- Each scale means radial depth cut 0.01mm; With side scale, the accuracy can be 0.001mm.
- With self-lock design.
- Cartridge with different lead angle available on request.

**Caution:**  
Don't over-adjust MKT cartridge.  
Safe adjusting size shouldn't access the wrench end size "d" (ref. picture A).

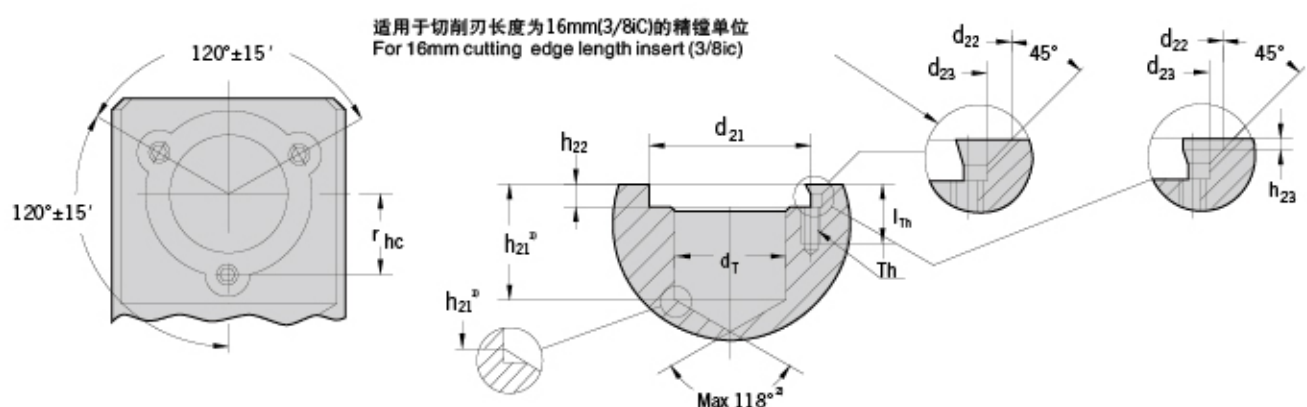
**NEW**



| 型号<br>Specification    | 图示<br>Fig | 主偏角<br>Kr | dm | L1   | L2    | F1   | Dmin | 刃倾角<br>λ | 内接圆<br>lc | 刀片型号<br>Insert | 扳手<br>Wrench | 重量<br>Weight |
|------------------------|-----------|-----------|----|------|-------|------|------|----------|-----------|----------------|--------------|--------------|
| <b>MKT1-</b> 90C06-L/R | A         | 90        | 16 | 14.3 | 25.15 | 0.45 | 25.5 | -3       | 1/4       | CC**0602       | WMKT06       | 0.03         |
| 90T06-L/R              | A         | 90        | 16 | 14.3 | 25.0  | 0.50 | 24.8 | 0        | 5/32      | TB**0601       | WMKT06       | 0.03         |
| 90T09-L/R              | A         | 90        | 20 | 19.1 | 33.7  | 0.90 | 32.5 | 0        | 7/32      | TC**0902       | WMKT09       | 0.05         |
| 90T11-L/R              | A         | 90        | 22 | 23.0 | 45.3  | 1.10 | 42.0 | 0        | 1/4       | TC**1102       | WMKT11       | 0.18         |
| 90T16-L/R              | A         | 90        | 32 | 33.3 | 62.3  | 1.20 | 59.4 | 0        | 3/8       | TC**16T3       | WMKT16       | 0.21         |
| <b>MKT2-</b> 90C06-L/R | B         | 90        | 16 | 13.3 | 24.1  | 5.10 | 27.0 | -3       | 1/4       | CC**0602       | WMKT06       | 0.03         |
| 90T09-L/R              | B         | 90        | 20 | 18.3 | 32.9  | 6.30 | 36.5 | 0        | 7/32      | TC**0902       | WMKT09       | 0.05         |
| 90T11-L/R              | B         | 90        | 22 | 22.1 | 44.3  | 7.20 | 48.5 | 0        | 1/4       | TC**1102       | WMKT11       | 0.18         |
| 90T16-L/R              | B         | 90        | 32 | 32.0 | 62.7  | 10.3 | 68.4 | 0        | 3/8       | TC**16T3       | WMKT16       | 0.21         |

适用 Suitable: 德克或京瓷刀片 DEREK Or KYOCERA Insert

## MKT Boring Cartridge - Assembling Size MKT 微调精镗单元的安装尺寸

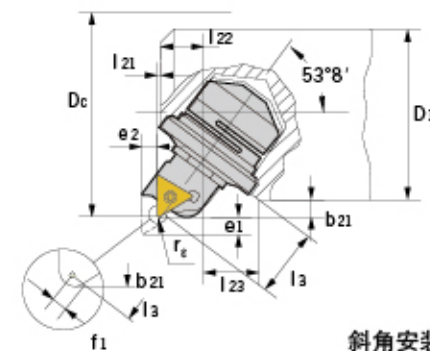
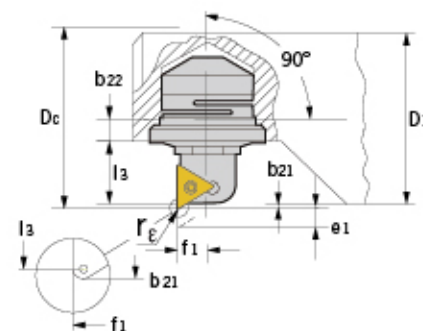


| △  | 内接圆<br>lc | d <sub>T</sub> H7 | d <sub>21</sub> <sup>1)</sup> | d <sub>22</sub> <sup>1)</sup> | d <sub>23</sub> | h <sub>21</sub> <sup>2)</sup> | h <sub>22</sub> <sup>3)</sup> | h <sub>23</sub> <sup>1)</sup> | l <sub>Th</sub> | r <sub>hc</sub> | T <sub>h</sub> |
|----|-----------|-------------------|-------------------------------|-------------------------------|-----------------|-------------------------------|-------------------------------|-------------------------------|-----------------|-----------------|----------------|
| 06 | 5/32      | 16                | 19                            | 4.6                           | 3.2             | 11.5                          | 2.8                           | 1.6                           | 9               | 9.65 ± 0.02     | M3             |
| 09 | 7/32      | 20                | 25                            | 4.6                           | 3.2             | 15.5                          | 4.0                           | 1.6                           | 9               | 12.50 ± 0.05    | M3             |
| 11 | 1/4       | 22                | 30                            | 6.5                           | 4.3             | 24.0                          | 5.0                           | 1.8                           | 13              | 15.40 ± 0.05    | M4             |
| 16 | 3/8       | 32                | 46                            | 11.9                          | 5.4             | 33.0                          | 6.3                           | -                             | 16              | 23.00 ± 0.05    | M5             |
| 06 | 1/4       | 16                | 19                            | 4.6                           | 3.2             | 11.5                          | 2.8                           | 1.6                           | 9               | 9.65 ± 0.02     | M3             |

1)<sup>+0.1</sup><sub>0</sub>

2)<sup>+0.2</sup><sub>0</sub>

3)±0.2



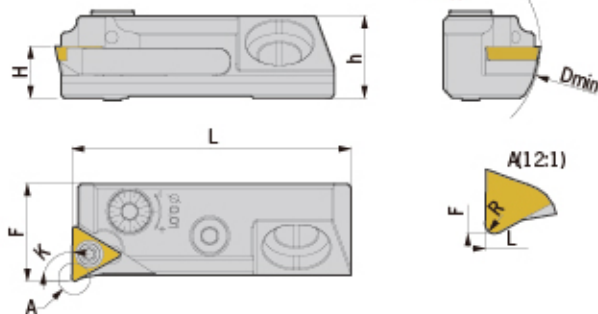
| 进给方向           | △ | r <sub>e</sub> | D <sub>1</sub><br>min | D <sub>c</sub><br>min | b <sub>21</sub><br>min | e <sub>1</sub><br>max | e <sub>2</sub><br>max | b <sub>22</sub><br>min | l <sub>3</sub> <sup>1)</sup><br>min | l <sub>21</sub> | l <sub>22</sub> | l <sub>23</sub> | f <sub>1</sub> |      |
|----------------|---|----------------|-----------------------|-----------------------|------------------------|-----------------------|-----------------------|------------------------|-------------------------------------|-----------------|-----------------|-----------------|----------------|------|
| 直角安装<br>kr=90° | △ | 0.2            |                       | 27.9                  | 0.60                   |                       |                       |                        | 9.8                                 |                 |                 |                 |                |      |
|                |   | 0.4            | 26.0                  | 27.6                  | 0.55                   | 2.5                   | -                     | 3.60                   | 9.6                                 | -               | -               | -               | 5.10           |      |
|                |   | 0.8            |                       | 27.0                  | 0.50                   |                       |                       |                        | 9.1                                 |                 |                 |                 |                |      |
|                |   | 0.2            |                       | 37.4                  | 1.45                   |                       |                       |                        | 13.95                               |                 |                 |                 |                |      |
|                |   | 0.4            | 34.5                  | 37.1                  | 1.30                   | 3.5                   | -                     | 4.55                   | 13.6                                | -               | -               | -               | -              | 6.30 |
|                |   | 0.8            |                       | 36.5                  | 1.00                   |                       |                       |                        | 12.9                                |                 |                 |                 |                |      |
| 斜角安装<br>kr=90° | ▽ | 0.2            |                       | 49.4                  | 1.45                   |                       |                       |                        | 16.75                               |                 |                 |                 |                |      |
|                |   | 0.4            | 46.5                  | 49.1                  | 1.30                   | 6                     | -                     | 7.75                   | 16.4                                | -               | -               | -               | 7.20           |      |
|                |   | 0.8            |                       | 48.5                  | 1.00                   |                       |                       |                        | 15.7                                |                 |                 |                 |                |      |
|                |   | 0.2            |                       | 69.6                  | 1.30                   |                       |                       |                        | 25.0                                |                 |                 |                 |                |      |
|                |   | 0.4            | 67.0                  | 69.0                  | 1.00                   | 10                    | -                     | 9.40                   | 24.3                                | -               | -               | -               | 10.30          |      |
|                |   | 1.2            |                       | 68.4                  | 0.70                   |                       |                       |                        | 23.6                                |                 |                 |                 |                |      |
|                |   | 0.2            |                       | 26.2                  | 1.70                   |                       |                       |                        | 11.0                                |                 |                 |                 |                | 0.40 |
|                |   | 0.4            | 22.0                  | 25.9                  | 1.65                   | 2                     | 1.5                   | -                      | 10.7                                | 0.5             | 6.60            | 9.55            |                | 0.40 |
|                |   | 0.8            |                       | 25.3                  | 1.60                   |                       |                       |                        | 10.1                                |                 |                 |                 |                | 0.45 |
|                |   | 0.2            |                       | 25.7                  | 1.50                   |                       |                       |                        | 10.9                                |                 |                 |                 |                | 0.40 |
|                |   | 0.4            | 22.0                  | 25.4                  | 1.45                   | 2                     | 1.5                   | -                      | 10.6                                | 0.5             | 6.60            | 9.55            |                | 0.40 |
|                |   | 0.8            |                       | 24.8                  | 1.40                   |                       |                       |                        | 10.0                                |                 |                 |                 |                | 0.45 |
| 斜角安装<br>kr=90° | ▽ | 0.2            |                       | 33.4                  | 2.45                   |                       |                       |                        | 14.9                                |                 |                 |                 | 0.95           |      |
|                |   | 0.4            | 28.5                  | 33.1                  | 2.30                   | 2.8                   | 2.1                   | -                      | 14.5                                | 0.5             | 9.40            | 12.15           | 1.00           |      |
|                |   | 0.8            |                       | 32.5                  | 2.00                   |                       |                       |                        | 13.7                                |                 |                 |                 | 1.10           |      |
|                |   | 0.2            |                       | 42.9                  | 2.45                   |                       |                       |                        | 17.6                                |                 |                 |                 | 1.15           |      |
|                |   | 0.4            | 38.0                  | 42.6                  | 2.30                   | 4.8                   | 3.6                   | -                      | 17.2                                | 0.5             | 11.20           | 14.85           | 1.20           |      |
|                |   | 0.8            |                       | 42.0                  | 2.00                   |                       |                       |                        | 16.4                                |                 |                 |                 | 1.30           |      |
| 斜角安装<br>kr=90° | ▽ | 0.4            |                       | 60.6                  | 2.80                   |                       |                       |                        | 26.2                                |                 |                 |                 | 1.30           |      |
|                |   | 0.8            | 55.0                  | 60.0                  | 2.50                   | 8                     | 6.0                   | -                      | 25.4                                | 0.5             | 16.65           | 23.70           | 1.40           |      |
|                |   | 1.2            |                       | 59.4                  | 2.20                   |                       |                       |                        | 24.6                                |                 |                 |                 | 1.50           |      |

适用 Suitable: 德克或京瓷刀片 DEREK Or KYOCERA Insert

### 注 / Notice

■完全夹紧在镗刀卡内时的尺寸。 ■Above data is based on fully assembly.

**NEW**



| 型号<br>Specification | K  | H   | F  | L  | h1   | Dmin | R   | 适用刀片<br>Suitable inserts |
|---------------------|----|-----|----|----|------|------|-----|--------------------------|
| MAC90- F16-CC06-L/R | 90 | 8.5 | 16 | 46 | 13.5 | 28   | 0.4 | CC..0602..               |
| MAC95- F16-CC06-L/R | 95 | 8.5 | 16 | 46 | 13.5 | 28   | 0.4 | CC..0602..               |
| MAC90- F16-TP09-L/R | 90 | 8.5 | 16 | 46 | 13.5 | 28   | 0.4 | TP..0902..               |
| MAC95- F16-TP09-L/R | 95 | 8.5 | 16 | 46 | 13.5 | 28   | 0.4 | TP..0902..               |
| MAC90- F20-TC11-L/R | 90 | 8.5 | 20 | 46 | 13.5 | 36   | 0.4 | TC..1102..               |
| MAC95- F20-TC11-L/R | 95 | 8.5 | 20 | 46 | 13.5 | 36   | 0.4 | TC..1102..               |
| MAC90- F20-TP11-L/R | 90 | 9   | 20 | 46 | 13.5 | 36   | 0.4 | TP..1103..               |
| MAC95- F20-TP11-L/R | 95 | 9   | 20 | 46 | 13.5 | 36   | 0.4 | TP..1103..               |

适用 Suitable: 德克刀片、三菱刀片 DEREK Or MITSUBISHI Insert

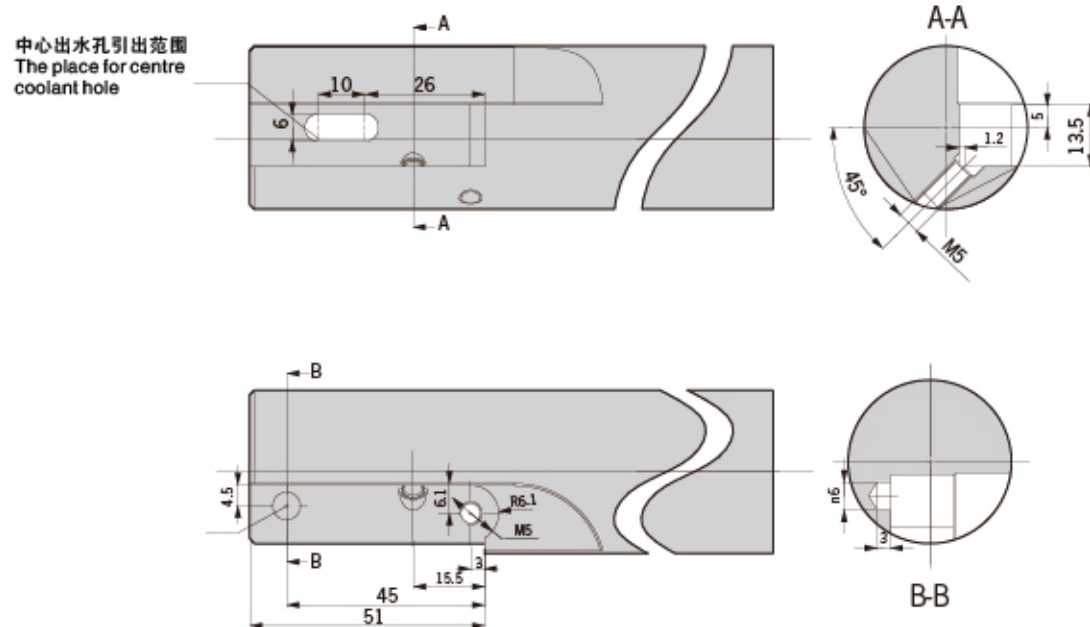
### 注 / Notice

- 常备库存为右手型号。
- 刀片请根据不同材料单独订购。
- 微调精度直径0.01mm/div 半径0.005mm/div。
- 径向最大调整量直径0.6mm, 轴向调整量1mm。

- With right hand type in stock.
- Inserts need to be purchased based on different machined material.
- One dial = 0.01mm.
- Max radial adjustment is 0.6mm, max axial adjustment is 1mm.

### 配件/Item

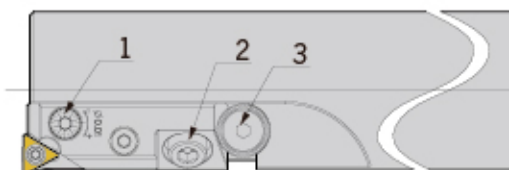
| 刀片型号<br>Insert | 刀片锁紧螺钉<br>Insert Screw | 轴向调节螺钉<br>Axial Screw | 刀座锁紧螺钉<br>Cartridge Screw | 刀片锁紧扳手<br>Insert Wrench | 刀座锁紧扳手<br>Cartridge Wrench | 径向调节扳手<br>Radial Wrench | 轴向调节扳手<br>Axial Wrench |
|----------------|------------------------|-----------------------|---------------------------|-------------------------|----------------------------|-------------------------|------------------------|
| CC..0602..     | M025W050               | M050D200-90           | E050U160                  | Q08                     | L04                        | L025                    | L03                    |
| TP..0902..     | M025W050               | M050D200-90           | E050U160                  | Q08                     | L04                        | L025                    | L03                    |
| TC..1102..     | M025W050               | M050D200-90           | E050U160                  | Q08                     | L04                        | L025                    | L03                    |
| TP..1103..     | M030W060               | M050D200-90           | E050U160                  | Q08                     | L04                        | L025                    | L03                    |



### 注 / Notice

- 图示按照右手刀夹型号的方向安装。
- 使用左手刀夹型号时请按照镜像的方式安装。

- The way of adjustment on right hand type.
- The opposite way of adjustment on left hand type.



1. 径向调节螺钉 Radial Screw
2. 刀座锁紧螺钉 Cartridge Screw
3. 轴向调节螺钉 Axial Screw

### 轴向调节方法 / Adjusting on axial direction

1. 稍微松开刀座锁紧螺钉2。
2. 顺时针旋转轴向调节螺钉3, 刀座向前移动至需要的尺寸。
3. 夹紧刀座锁紧螺钉2。

1. Loosening the 2# lock screw lightly.
2. Rotating the 3# axial screw in the anticlockwise direction, so that the cartridge can be moved forward to the required size.
3. Tightening the 2# lock screw firmly.

### 注 / Notice

- 如果刀座需要向后调节, 应当松开刀座锁紧螺钉, 并把刀座移动到后面, 然后逐渐向前调节直到需要的尺寸。

### 径向调节方法 / Adjusting on radial direction

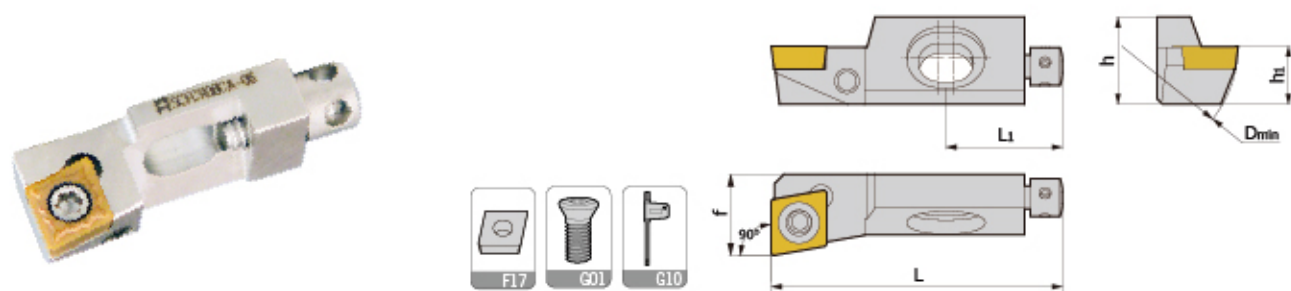
1. 顺时针方向旋转径向调节螺钉1, 刀具直径逐渐变大。
2. 逆时针方向旋转径向调节螺钉1, 刀具直径逐渐变小。
3. 径向微调螺钉调节是每旋转一个刻度, 刀具直径变化0.01mm

1. Rotating the 1# radial adjusting screw in the clockwise direction, so that the diameter of tool will increase.
2. Rotating the 1# radial adjusting screw on the anticlockwise direction, so that the diameter of tool will reduce.
3. The adjustment on diameter: 0.01mm as per dial.

- Note: If the cartridge should be moved backward, please loosen cartridge screw, and then move the cartridge to the back, finally adjust the cartridge to forward little by little to meet the required size.

# SFC/SLC

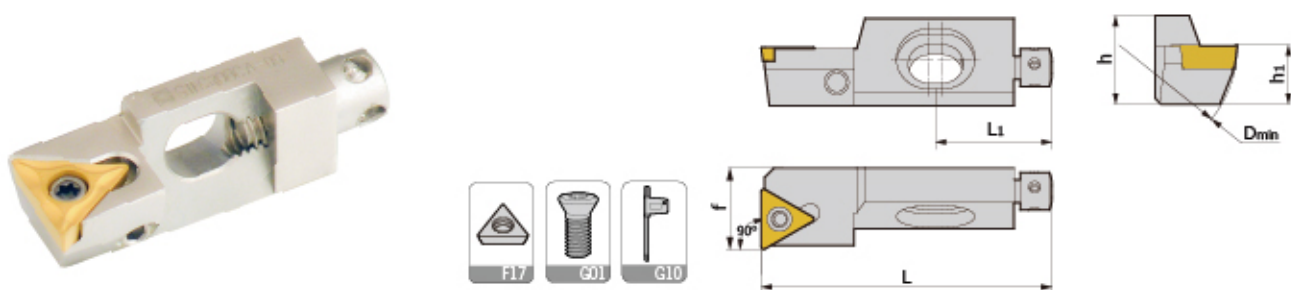
## Inserts Holder SFC For Roughing SFC 粗镗刀座



| 型号<br>Specification | Dmin | h1 | h  | f  | L1 | L  | 刀片<br>Insert | 刀片螺钉<br>Insert screw | 调整螺钉<br>Adjusting screw | 扳手<br>Wrench | 重量<br>Weight |
|---------------------|------|----|----|----|----|----|--------------|----------------------|-------------------------|--------------|--------------|
| SCFCR08CA-06        | 25   | 8  | 10 | 10 | 17 | 32 | CC**0602     | M025W060             | M040H120                | Q08          | 0.07         |
| SCFCR10CA-09        | 40   | 10 | 15 | 14 | 20 | 50 | CC**09T3     | M035W080             | M040H120                | Q15          | 0.10         |

适用 Suitable: 德克、三菱或日立刀片 DEREK、MITSUBISHI Or HITACHI Insert

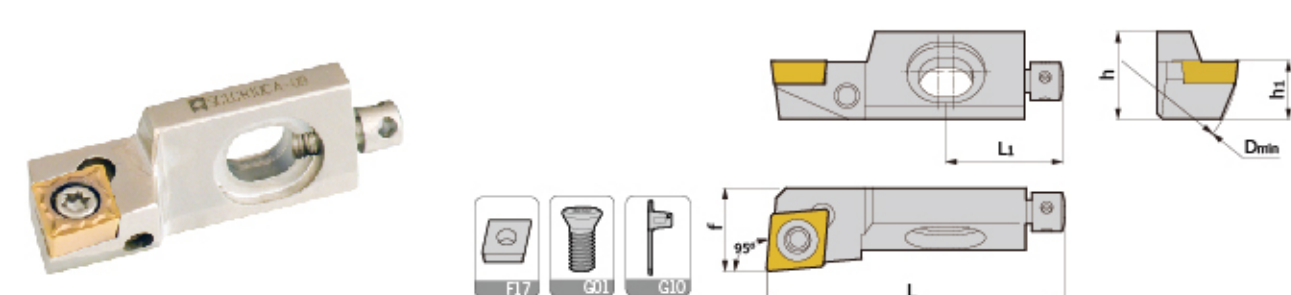
## Inserts Holder SFC For Roughing SFC 粗镗刀座



| 型号<br>Specification | Dmin | h1 | h  | f  | L1 | L  | 刀片<br>Insert | 刀片螺钉<br>Insert screw | 调整螺钉<br>Adjusting screw | 扳手<br>Wrench | 重量<br>Weight |
|---------------------|------|----|----|----|----|----|--------------|----------------------|-------------------------|--------------|--------------|
| STFCR08CA-09        | 25   | 8  | 10 | 10 | 17 | 32 | CC**0902     | M022W060             | M040H120                | Q08          | 0.07         |
| STFCR10CA-11        | 40   | 10 | 15 | 14 | 20 | 50 | TC**1102     | M025W060             | M040H120                | Q08          | 0.10         |

适用 Suitable: 德克、三菱或日立刀片 DEREK、MITSUBISHI Or HITACHI Insert

## Inserts Holder SLC For Roughing SLC 粗镗刀座

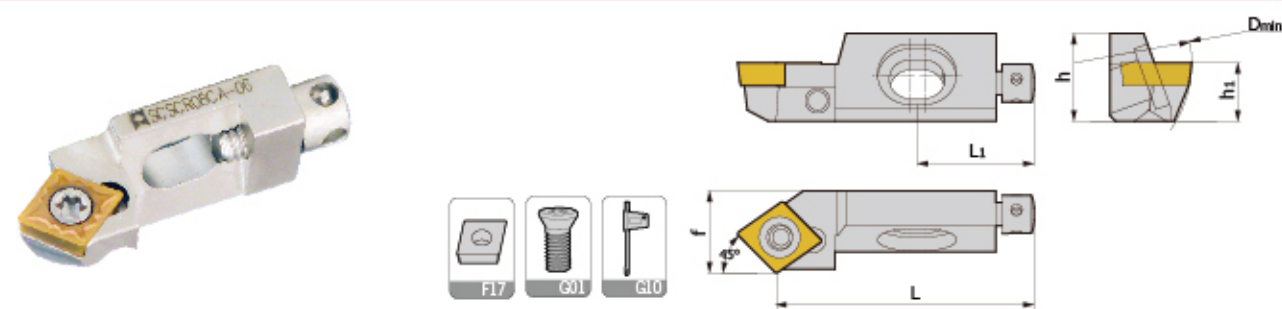


| 型号<br>Specification | Dmin | h1 | h  | f  | L1 | L  | 刀片<br>Insert | 刀片螺钉<br>Insert screw | 调整螺钉<br>Adjusting screw | 扳手<br>Wrench | 重量<br>Weight |
|---------------------|------|----|----|----|----|----|--------------|----------------------|-------------------------|--------------|--------------|
| SCLCR08CA-06        | 25   | 8  | 10 | 10 | 17 | 32 | CC**0602     | M025W060             | M040H120                | Q08          | 0.07         |
| SCLCR10CA-09        | 40   | 10 | 15 | 14 | 20 | 50 | CC**09T3     | M035W080             | M040H120                | Q15          | 0.10         |

适用 Suitable: 德克、三菱或日立刀片 DEREK、MITSUBISHI Or HITACHI Insert

# SSC

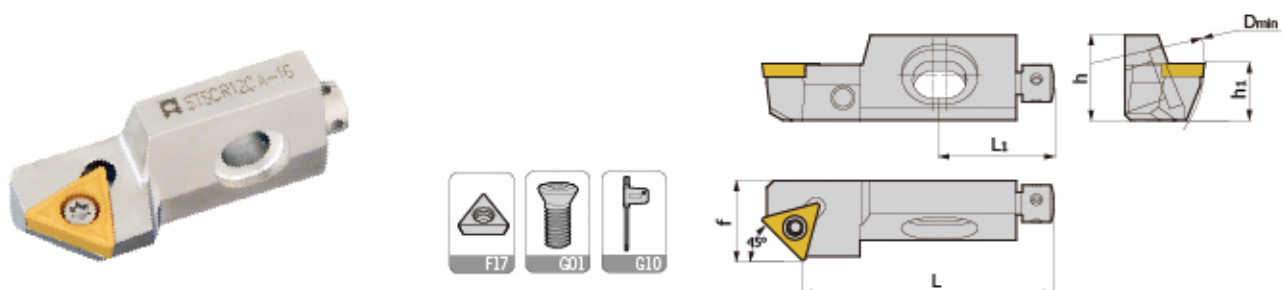
## Inserts Holder SSC For Roughing SSC 粗镗刀座



| 型号<br>Specification | Dmin | h1 | h  | f  | L1 | L  | 刀片<br>Insert | 刀片螺钉<br>Insert screw | 调整螺钉<br>Adjusting screw | 扳手<br>Wrench | 重量<br>Weight |
|---------------------|------|----|----|----|----|----|--------------|----------------------|-------------------------|--------------|--------------|
| SCSCR08CA-06        | 25   | 8  | 10 | 10 | 17 | 32 | CC**0602     | M025W060             | M040H120                | Q08          | 0.07         |
| SCSCR10CA-09        | 40   | 10 | 15 | 14 | 20 | 44 | CC**09T3     | M035W080             | M040H120                | Q15          | 0.09         |

适用 Suitable: 德克、三菱或日立刀片 DEREK、MITSUBISHI Or HITACHI Insert

## Inserts Holder SSC For Roughing SSC 粗镗刀座



| 型号<br>Specification | Dmin | h1 | h  | f  | L1 | L  | 刀片<br>Insert | 刀片螺钉<br>Insert screw | 调整螺钉<br>Adjusting screw | 扳手<br>Wrench | 重量<br>Weight |
|---------------------|------|----|----|----|----|----|--------------|----------------------|-------------------------|--------------|--------------|
| STSCR10CA-11        | 40   | 10 | 15 | 14 | 20 | 44 | TC**1102     | M025W060             | M040H120                | Q08          | 0.09         |
| STSCR12CA-16        | 50   | 12 | 20 | 20 | 20 | 47 | TC**16T3     | M035W080             | M040H120                | Q15          | 0.15         |

适用 Suitable: 德克、三菱或日立刀片 DEREK、MITSUBISHI Or HITACHI Insert

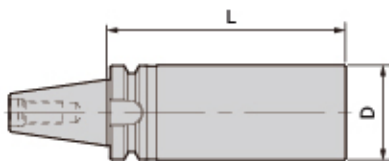
# HSK/BT/SK BLANK ADAPTER

HSK Blank Adapter  
HSK 毛坯刀柄



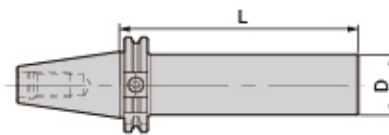
| 型号<br>Specification | D  | L   |
|---------------------|----|-----|
| HSK50A- 52-200      | 52 | 200 |
| 63-200              | 63 | 200 |
| HSK63A- 63-250      | 63 | 250 |
| 80-250              | 80 | 250 |
| HSK100A- 63-200     | 63 | 200 |
| 80-250              | 80 | 250 |
| 90-300              | 90 | 300 |

BT Blank Adapter  
BT 毛坯刀柄



| 型号<br>Specification | D    | L   |
|---------------------|------|-----|
| BT40- 63.5-160      | 63.5 | 160 |
| 63.5-250            | 63.5 | 250 |
| BT50- 80-200        | 80   | 200 |
| 80-300              | 80   | 200 |

SK Blank Adapter  
SK 毛坯刀柄



| 型号<br>Specification | D    | L   |
|---------------------|------|-----|
| SK40- 40.5-160      | 40.5 | 160 |
| 63.5-160            | 63.5 | 250 |
| 63.5-250            | 63.5 | 250 |
| SK50- 80-160        | 80   | 160 |
| 80-200              | 80   | 200 |
| 80-300              | 80   | 300 |

## 特点 / Feature

- 柄部硬度: HRC55-60。
- 毛坯端硬度:  $D \leq 65$ , HRC28-32;  $D > 65$ , HRC25-30。
- 柄部精磨到位, 毛坯端精车。
- 毛坯端表面发黑处理。
- 自带中心出水孔。
- Hardness of shank: HRC55-60.
- Hardness of blank:  $D \leq 65$ , HRC28-32;  $D > 65$ , HRC25-30.
- Finish grinding for shank, finish lathing for blank.
- Black coating for blank.
- With intercoolant hole.

Customized Tools with Indexable Inserts  
机夹式非标刀具定制

与传统刀具截然不同的, 用于数控加工的最高效刀具  
The most efficient CNC cutting tools, unlike traditional tools.

机夹非标刀具可以选择带刀座的型号。通过连成一体的刀杆和刀座, 一体型的刀具避免在使用中的两次装夹, 从而基本消除了装夹误差。选用带刀座的机夹式刀具可提高加工精度。

现代化加工中机夹式非标刀具是最佳伙伴, 在批量生产中可最大限度提高设备使用效率。

The installing error could be avoid by choosing customized tools with indexable inserts. Because boring head and cartridge are unified as a whole, it don't need two stage install any more.

It helps achieve the highest-precision machining target and utmost work efficiency in mass production.

## 特点 / Feature

- 可换式刀片  
根据客户需要提供各种替换式刀片, 当刀片磨损时, 只需更换即可。
- 微调单元  
更接近客户需求对高精度的刃部提供微调结构。高性能的微调结构是刀具反复使用后仍能保证精度。
- 多款刀柄系统  
可以从包括液压、热胀在内的不同刀柄前端和包括HSK\BT两种的刀柄后端任意定制刀柄系统, 满足不同加工设备需求。
- 刀片定制  
根据客户需求, 可以实现复杂刃口的成型刀片和PCD\CBN刀片等各种复杂的组合非标加工。
- Indexable Inserts  
Special indexable inserts can be supplied according to customers' requirements.
- Adjustable Frames  
Supply adjustable frames for insert pocket to get a high repeatability.
- Kinds Of Adapter System  
To meet different manufacturing machines, we can design and customize sorts of holder structures including shrink fit chuck and hydraulic chuck, with different cone, such as HSK and BT.
- Customized Inserts  
On request, customized inserts are available, including ground inserts with sophisticated cutting edge and PCD/CBN inserts.





## 广泛应用于制造行业中的非标精密刀具 Widely used in the manufacturing industry

整体型非标刀具是一种直接由整根棒料加工而成的传统刀具，其切削刃与刀杆部分连成一体。它不但能应付绝大部分的加工，而且可以通过重复使用来降低刀具成本。客户只需提供图纸、样刀或被加工零件即可获得德克为客户生产适用于钻、铰、铣、车、镗和其他特殊加工在内的所有种类非标刀具。

二十多年的刀具生产经验，德克奠定了坚实的非标生产基础，为包括汽车、航天、医疗与其他制造业的客户提供各种加工的整体定制刀具。通过缩减成本，使用批量的整体定制非标能给客户的生产加工带来实际效益。

Derek designs the most suitable tool structure, covering the tip type, the cooling method, the geometric shape, the processing parameter, etc.) specially for each type of a customer's tool based on the material of the processed and the customer's real processing conditions whether it is drilling, milling, reaming, boring or any other machining, so as to meet different customers' diversified demands for machining precision, smooth finish, processing efficiency and tool service life.

Based on two decades' manufacturing experience, Derek's excellent production techniques guarantees the quality of special tools, which are extensively used in metalworking of automobile, aeronautics and astronautics, medical and equipment manufacture industries. Special tools bring down the production cost in mass production dramatically.

### 特点 / Feature

- 阶梯处理  
充分考虑机械性能的前提下，根据客户需求可以定制多个阶梯。多阶梯刀具一次加工不但缩短加工时间，还能确保最佳同心度。
- 成型刀刃  
为了成型加工，根据客户的需求制定特定形状。完成标准刀具无法完成的复杂加工。
- 刃口优化  
根据加工需求对刃口进行优化，获得更低的切削阻力、更长的刀具寿命和更好的加工精度。
- 槽型设计  
对封闭加工用刀具的排屑槽进行特殊优化。优化后的槽体能加强排屑、帮助切削刃散热并减少失效状况的发生。
- Stepped Cutting  
Taking cutting condition and work piece into consideration, a stepped special tool can be designed and produced, which not only shortens the processing time but also increases the cutting performance.
- Special Cutting Edge  
A special cutting edge can be achieved on customers' demand, to finish the sophisticated machining.
- Optimized Cutting Edge  
Optimized cutting edge promises a smaller cutting resistance, a longer tool life and a better surface performance.
- Unique Chipbreaker Design  
Special design and optimize the chipbreaker for those tools used in a close cutting condition, which makes the chip-removal easier, cutting edge cooler, and more valid machining.



## 具有极佳切削性能与使用寿命的新一代精密刀具 With extraordinary cutting performance and tool life

金刚石刀具是一种由硬质合金刀杆和金刚石刀刃组合而成的新型刀具，其切削刃由金刚石构成。金刚石分为人造聚晶金刚石和天然单晶金刚石。它们是自然界已知硬度最高的物质，因此由其制作而成的刀具在使用寿命上往往超出传统硬质合金刀具数倍。金刚石刀具具有极高的硬度。

超高的导热性和极低的摩擦系数，这使得金刚石刀具拥有极其优异的切削性能。

The artificial polycrystalline diamond and the natural monocrystalline diamond are the known materials with the highest hardness in the nature. The tools made of these two materials enjoy a much longer service life than usual cemented carbide tools. The diamond tool, equipped with high hardness and thermal conductivity as well as low frictional factor, boasts its outstanding cutting performance.

### 特点 / Feature

- 超长寿命  
使用寿命远长于普通刀具，为客户省去反复换刀及反复修磨的时间，减少成本和精力。
- 刀刃PCD成型  
为了成型加工，根据客户的需求制定特定形状。成型用PCD定制刀具的加工寿命往往长达上万次。
- 镜面加工  
根据客户需要，PCD加工后的表面可获得很高的光洁度和平整度，甚至达到镜面效果，可省去抛光工序。
- 超强性能  
因摩擦系数最小、导热性能最佳，金刚石非标刀具可以大大提高加工速度并胜任整体式刀具无法完成的加工。
- 附加断屑  
根据具体加工需求，可以提供额外的断屑槽，获得更好的加工效果并防止切屑损伤已加工表面。
- Superior Tool Life  
Compared with the usual tools, PCD tools enjoy a superior tool life, which reduces the production cost dramatically.
- Ground PCD Edges  
The cutting edge of PCD is ground to the special shape to meet an unique metalworking requirement. The tool life can be more than 10,000 times.
- Mirror Effect  
The surface processed by the PCD tool is always very flat and smooth just like a mirror because of the super-high rotation speed of the PCD tool, which leaves out the customer's polishing procedure.
- Extraordinary Performance  
With high hardness and thermal conductivity as well as low frictional factor, boasts its outstanding cutting performance, which makes it the only choice in some machining solutions.
- Extra Chipbreaker  
According to a specific cutting condition, PCD tools with special chipbreakers are available. And it results in a better cutting performance.



各种难题，我们统统打包。

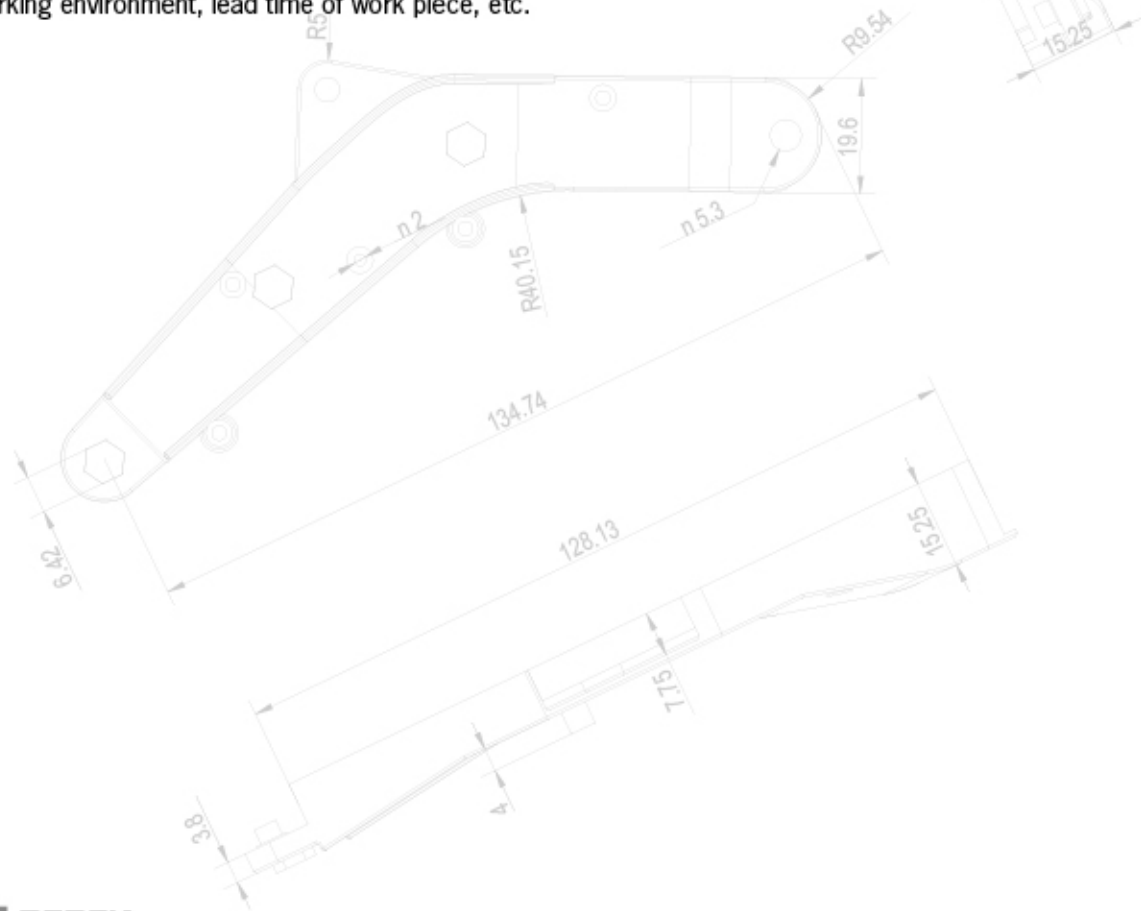
通常情况下，加工一个简单的小型零件平均需要 4-5 把标准、非标刀具；而加工、装配一个复杂的大型零部件往往需要 20 把以上的刀具。一个极端的例子是飞机制造：生产一架飞机需要使用上千种不同刀具。如果客户同时需要生产 5 种零部件，那么就必须要挑选 100 种不同刀具。德克可以为您精挑细选、化繁为简，让复杂的操作以简单方式实现。

凭借二十多年的专业刀具生产经验，拥有各种不同的高端加工设备，强大的技术力量和服务团队，德克能提供一站式的项目解决方案。只需提供被加工工件的零件图纸或样品，我们就可以提供一整套完整的加工方案，无论是标准刀具还是非标定制刀具以及各种加工耗材，我们都会设身处事的考虑各种状况，包括客户设备、加工环境、交货期等等，以最佳方式交给客户手上使用。

Whatever the project is, we are going to take over it.

Usually, it takes about 4-5 usual and special tools to machine one small and simple work piece. However, it asks for more than 20 pcs of tools for a sophisticated component. Let's take the airplane manufacturing as an example. Thousands of tools are required during the manufacturing. If one factory wants to produce 5 pcs of work piece at one time, then they have to choose about 100 different tools to finish the work. Derek is ready to offer you well selected tools to finish your work efficiently.

On the basis of two decades' manufacturing experience, equipped with state-of-the art manufacturing machines, Derek's professional technical staff and service personnel are ready to offer you one-stop service for your project and metal-working demand. On receipt of your drawings of work piece to be machined, we will supply you a full machining solution, including standard tools, special tools, and inserts, which will fulfill your requirement, such as production machines, working environment, lead time of work piece, etc.

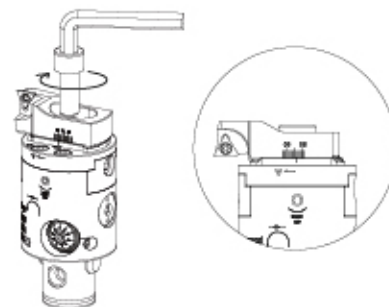


一、安装精镗刀片座、精镗刀杆、刀片：

Installation Of Insert Holder, Boring Bars And Inserts

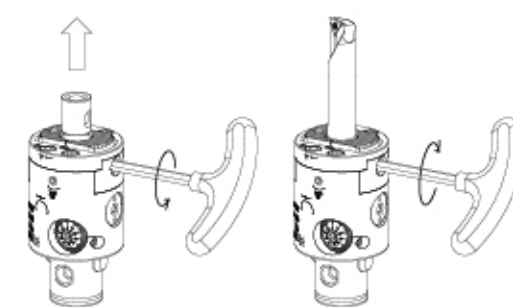
1、精镗刀片座安装：将刀片座和镗头安装部分擦拭干净。刀片座底部与镗头安装面贴合，确定无间隙后，拧紧刀片座锁紧螺钉。安装反镗刀片座，可实现反镗加工。（图A）

1. Clean the mounting surface of cartridge and boring head; Make sure there is no gap and misalignment between cartridge and boring head; Fasten the locking screw properly.



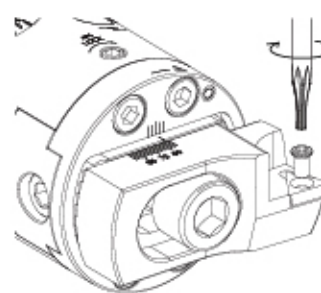
2、精镗刀杆安装：先行拆除精镗刀片座。松开BM中心销侧固螺钉，取出BM中心销。选取精镗刀杆确定安装方向，置入精镗头内，确定无间隙后，拧紧BM中心销侧固螺钉。

2. Loosen the locking screw and move the BM center pin out of boring head. Put in the boring bar in a right direction and tighten the locking screw properly.



3、刀片安装：将刀片装入刀片座内，注意刀片的两侧面及底部必须和刀片座槽的两侧面及平面完全贴合无异物，确定无间隙后，锁紧刀片螺钉。

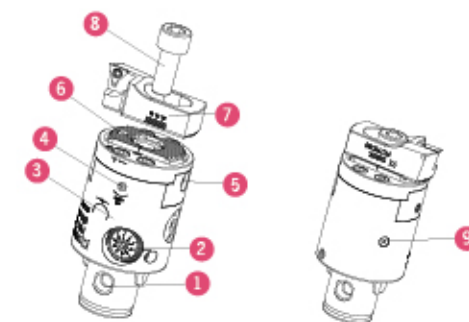
3. Use compressed air to clean the surface of inserts and insert pocket on cartridge. Ensure they are free of any dust or oil; Position the indexable insert on the insert pocket and tighten the clamping screw securely.



二、产品结构

Structure

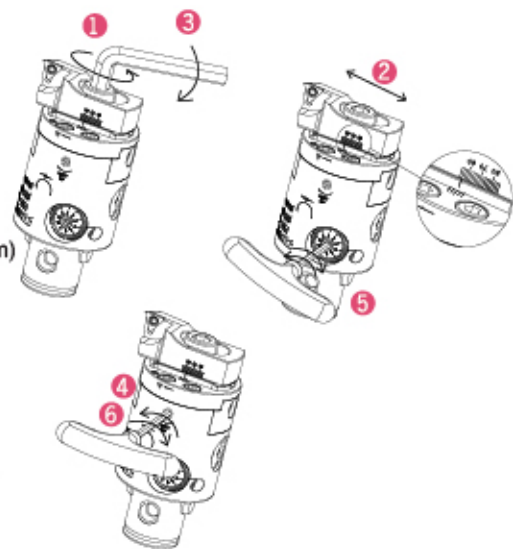
- |                           |   |                          |
|---------------------------|---|--------------------------|
| 1 镗头柄部<br>DCK Connection  | 4 微调锁紧螺钉<br>Locking Screw                         | 7 刀片座<br>Cartridge       |
| 2 微调刻度盘<br>Graduated Dial | 5 BM中心销侧固螺钉<br>Locking Screw to the Center Pin BM | 8 压紧螺钉<br>Clamping Screw |
| 3 镗头本体<br>Boring Head     | 6 BM中心销<br>BM Center Pin                          | 9 注油孔<br>Grease Hole     |



### 三、使用步骤

#### Operation

- 步骤一：松开刀座压紧螺钉（逆时针旋转）①
  - 步骤二：移动刀片座位置预调至需加工尺寸②（参考刀片座上刻度线尺寸）
  - 步骤三：拧紧刀座压紧螺钉（顺时针旋转）③
  - 步骤四：松开刻度盘锁紧螺钉（逆时针旋转）④
  - 步骤五：转动微调刻度盘（逆时针旋转）使加工直径增大，反之减小⑤（每格0.002mm）
  - 步骤六：拧紧刻度盘锁紧螺钉（顺时针旋转）⑥ 完成调整
1. Loosen the clamping screw in anti-clockwise direction;
  2. Move the cartridge close to but smaller than the working diameter;
  3. Lock the clamping screw;
  4. Loosen the locking screw on graduated dial;
  5. Adjust the dial in a clockwise direction until the desired boring diameter is reached.
  6. Tighten the locking screw properly.

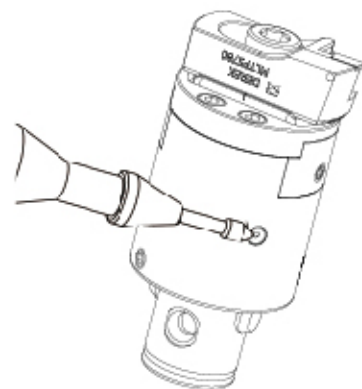


### 四、使用者注意事项

#### Cautions

1. 在调整范围内使用。
1. Use boring heads within suggested range.
2. 调整微调刻度盘前必须先松开微调锁紧螺钉，否则会对内部精调机构造成损坏。
2. Rotate the graduated dial without loosening the locking screw will damage the internal moving structure.
3. 滑座固定，请使用专用扳手调整刀座压紧螺钉拧紧。扭力要适当，过大会损坏镗头精度，过松会造成加工时刀座位移。
3. Use genuine key only for unclamping, clamping and any adjustments.
4. 本产品为精密装置，调整微调刻度盘阻力过大时，请立即停止操作。并确认以下事项：
4. Check the following two possible troubles when the rotation meets big resistance or refuses to move:
  - 微调锁紧螺钉是否松开。
  - If the locking screw is loosened or not
  - 是否超出调整范围。
  - if the boring diameter required exceeds the range of boring head
5. 用户须注入润滑脂（图），润滑脂的注入量以从刻度盘周围渗出为止，润滑脂的作用不但起到润滑的作用，还可以清除渗入的冷却液和杂质；为了防止长时间不使用而使润滑脂硬化，请定期转动刻度盘。
5. Regularly apply grease into the grease hole to maintain adequate lubrication of moving part; The boring head shall be set on the smallest diameter when it is greased; Continue the grease injection till it appears to ooze out from the behind of the graduated dial; Occasionally adjust the boring head through its entire range when storing for a period of time to avoid the grease from hardening.

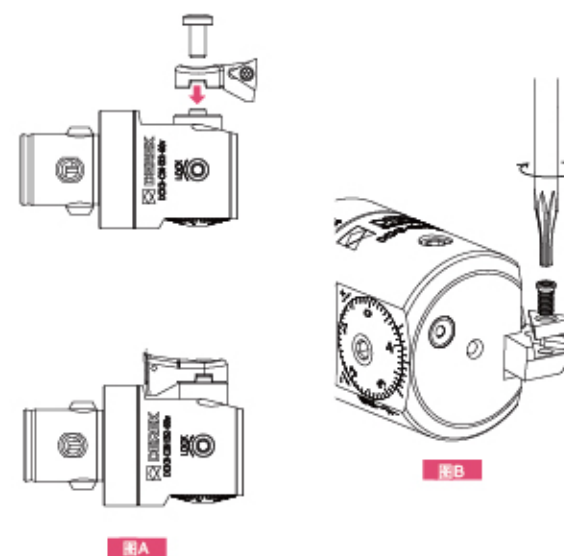
请客户不要自行拆开镗头。  
No overhauling boring head without the instructions from DEREK.



### 一、安装刀片座、刀片：

#### Installation Of Cartridge and Inserts

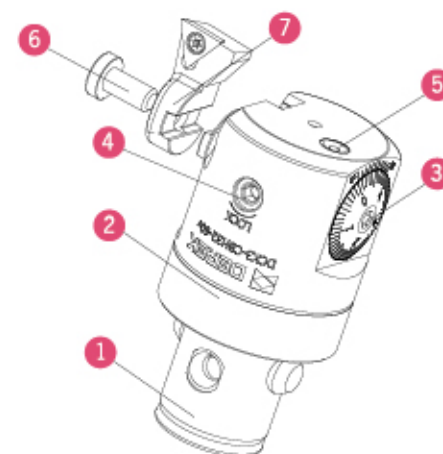
1. 将刀片座和镗头安装部分擦拭干净。刀片座底部与镗头安装面贴合，确定无间隙后，拧紧刀片座压紧螺钉。调整刀片座安装方向，可实现反镗加工。（图A）
  2. 将刀片装入刀片座内，注意刀片的两侧面及底部必须和刀片座槽的两侧面及平面完全贴合无异物，确定无间隙后，锁紧刀片螺钉。（图B）
1. Clean the mounting surface of insert holder and boring head; Mount the insert holder while fitting into the convex on the head; Make sure there is no gap and misalignment between insert holder and boring head; Fasten the locking screw properly. For back boring, please mount the insert holder turned over 180°. See Fig. A
  2. Use compressed air to clean the surface of inserts and insert pocket on cartridge. Ensure they are free of any dust or oil; Position the indexable insert on the insert pocket and tighten the clamping screw securely. See Fig. B



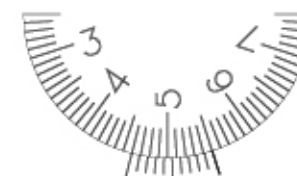
### 二、产品结构

#### Structure

- 1 镗头柄部  
DCK Connection
- 2 镗头本体  
Boring Head
- 3 微调刻度盘  
Graduated Dial
- 4 微调锁紧螺钉  
Locking Screw
- 5 注油孔  
Grease Hole
- 6 刀片座锁紧螺丝  
Clamping Screw
- 7 刀片座  
Cartridge



刻度盘（1刻度0.01mm）



#### 游标的看法

游标和刻度盘刻线一致的时候，可按 0.001mm 参考

#### Usage of graduated dial:

1. Unlock locking screw (figure 4)
2. Clockwise adjust the dial (figure 3), when the dial scale moves one division, 0.01mm added to the boring hole diameter; when the matched line of dial and vernier scale moved one smaller division (as per vernier), 0.001mm added to the boring hole diameter.
3. Lock the locking screw (figure 4).

## 三、使用步骤

## Operating Instructions

准备工作：须先确认刀片安装是否匹配，刀片座锁紧螺钉是否锁紧。

步骤一：松开微调锁紧螺钉（逆时针旋转）①

步骤二：旋转微调刻度盘顺时针旋转使加工直径增大② 逆时

针旋转加工直径缩小③（刻度盘每格为直径0.01mm）

步骤三：调整尺寸加工时，请按同方向旋转结束。

步骤四：以适当力度拧紧微调锁紧螺钉（顺时针旋转）④ 完成调整。  
Before operation, checking the indexable insert is suitable and the locking screw is fastened securely.

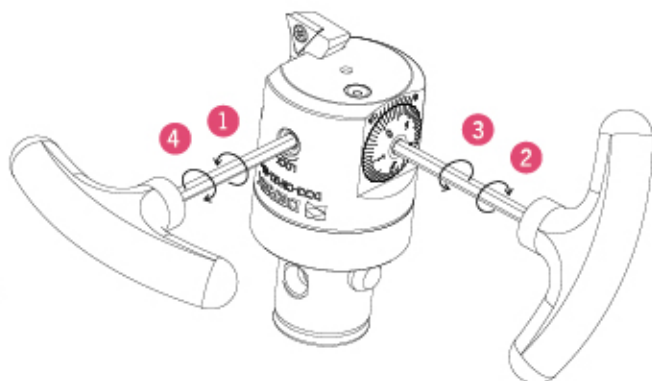
1. Loosen the locking screw in anti-clockwise direction;

2. Adjust the graduated dial clockwise to increase working diameter.

And adjust anti-clockwise to reduce working diameter.

3. Pls the adjustment graduated dial in the same direction as the beginning of rotating when finishing.

4. Tighten the locking screw clockwise properly.



## 四、使用者注意事项

## Notices Of The User

1请在调整范围内使用。

Use boring head within suggested range;

2调整微调刻度盘前，必须松开微调锁紧螺钉。否则会对内部精调机构造成损坏。

Rotate the graduated dial without loosening the locking screw would cause damage to the internal moving parts of the boring head.

3本产品是由调整微调刻度盘带动精密螺杆旋转，来实现刀片座移动。在阻力过大或无法转动时，请立即停止调整。并确认以下事项：

Check the following two possible troubles when the rotation meets big resistance or refuses to move:

微调锁紧螺丝是否松开

If the locking screw is loosened.

是否超出调整范围

If the boring diameter exceeds the boring range of boring head

4使用反镗功能时，主轴必须反转！

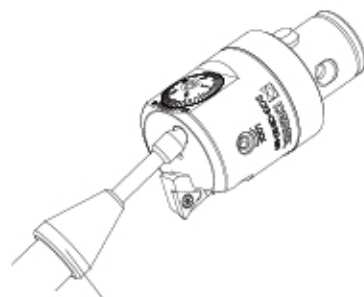
Machine spindle shall be run in anticlockwise direction when back boring is adopted.

5用户须注入润滑脂（图）润滑脂的注入量以从刻度盘周围渗出为止，润滑脂的作用不但起到润滑的作用，还可以清除渗入的冷却液和杂质；为了防止长时间不使用而使润滑脂硬化，请定期转动刻度盘。

Injecting grease until it overflow from the circumference of the graduated dial.

In addition to lubrication, it helps remove infiltrated coolant and impurities;

Pls adjust the graduated dial regularly to avoid grease becoming harden.



润滑脂枪  
Grease Gun

请客户不要自行拆开镗头。

Don't overhauling boring head without instructions from DEREK.

## 一、使用步骤

## Operating Instructions

步骤一：选择加工范围内刀杆，置于镗头安装孔内，使刀杆削平面对准固定螺丝紧固方向，并确认刀尖处于镗头微调正方向。拧紧刀杆锁紧螺钉（图）

步骤二：松开微调锁紧螺钉（图）逆时针旋转

步骤三：调整微调刻度盘（图），顺时针使加工直径增大，反之减小。调整尺寸时，请按同方向微调，以确保微调精度。（刻度盘每格为直径0.01mm）。

步骤四：以适当扭力锁紧微调锁紧螺钉（顺时针旋转）（图），完整调整。

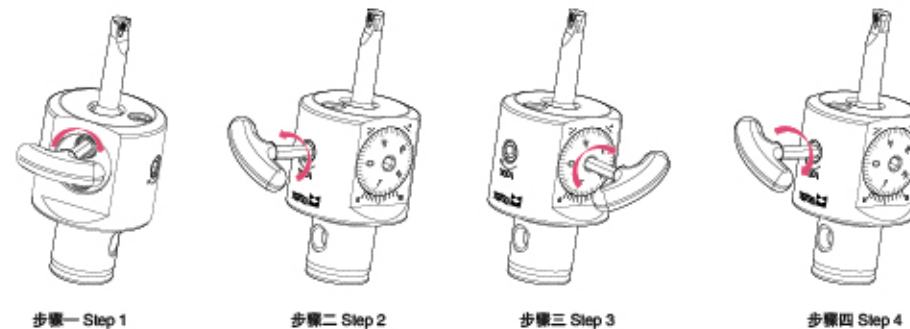
Step 1: Place boring bar which is suitable for boring range in the mounting hole of boring head. Keep flattened side of boring bar facing same direction with locking screw. And make sure cutting edge is facing the front direction with adjusting panel. Fasten the locking screw properly.

Step 2: Loosen adjusting screw (see figure 4) anti-clockwise.

Step 3: Enlarge the boring diameter by adjusting anti-clockwise on the adjusting panel (see figure 2), while adjusting clockwise is to reduce the boring range.

Step 4: Lock the adjusting screw clockwise properly to finish adjustment.

## 操作示意图 Instruction

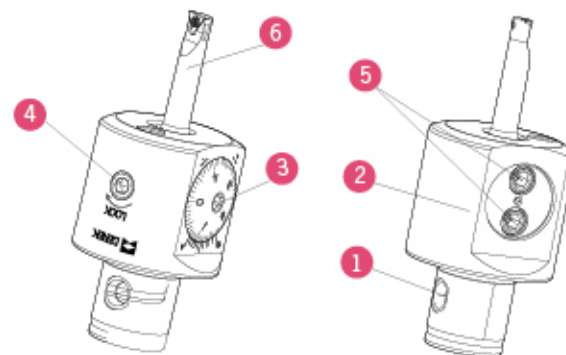


## 二、产品结构

## Structure

1镗头柄部  
DCK connection  
2镗头本体  
Boring head  
3微调刻度盘  
Graduated dial

4微调锁紧螺钉  
Locking screw  
5镗刀杆锁紧螺钉  
Mounting screw  
6镗刀杆  
Boring bar



## 三、使用者注意事项

## Notices Of The User

1请在调整范围内使用。

2调整微调刻度盘前，必须松开微调锁紧螺钉，否则会对内部精调机构造成损坏。

3请使用专用扳手固定微调锁紧螺钉，扭力要适当，过紧会导致芯轴移位，过松会造成精度不良。

4.本产品为精密机构，当阻力过大微调刻度盘无法转动时，请立即停止调整，并确认以下事项

A. 微调锁紧螺钉是否松开；

B. 是否超出调整范围；

1. Please use this tool within suggested range.

2. Please loosen the adjusting screw before adjusting. Otherwise, the tools might be damaged.

3. Please fasten the adjusting knob only using special wrench properly. Axle centre might removed if too tight, and low precision might happen if too loose.

4. Please stop the adjustment when it is faced a strong resistance, or it is unable to go on. And make sure:

A. The locking screws is unlocked;

B. The adjustment is within the suggested range;

# NBH2084

NBH2084 Micro-Boring Head Manuals  
NBH2084 微调精密镗头使用说明书

## 一、使用步骤

Operating Instructions

步骤一：选择加工范围内刀杆（图），置于镗头安装孔内（图A 图B 图C），使刀杆削平面对准固定螺丝紧固方向，

并确认刀尖处于镗头微调正方向

步骤二：松开微调锁紧螺钉（图）逆时针旋转

步骤三：调整微调刻度盘，（图）逆时针使加工直径增大，反之减小。调整尺寸时，请按同方向微调，以确保微调精度。

（刻度盘每格为直径0.01mm）

步骤四：以适当扭力锁紧微调锁紧螺钉（顺时针旋转）（图），完整调整。

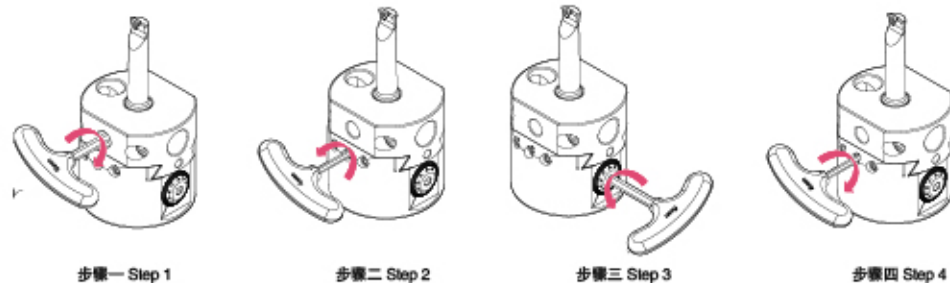
Step 1: Hold right boring bar (see figure 6) in right hole (see pic A, B, C). Make sure weldon part of boring bar is to the position of locking screw and cutting edge of boring bar is to the the position of adjusting panel.

Step 2: Loosen adjusting screw anti-clockwise.

Step 3: Enlarge the boring diameter by adjusting on the adjusting panel (see figure 2) anti-clockwise, while adjusting clockwise is to reduce the boring range.

Step 4: Adjust till the boring diameter required and lock the adjusting screw properly.

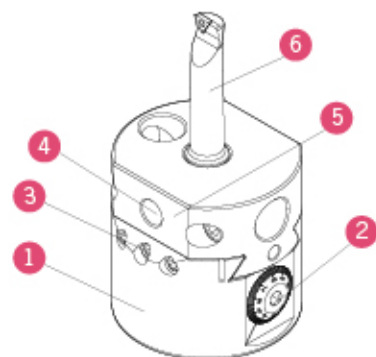
操作示意图 Instruction



## 二、产品结构

Structure

- |                            |                           |
|----------------------------|---------------------------|
| 1镗头本体<br>Boring head       | 4镗刀杆锁紧螺钉<br>Locking screw |
| 2微调刻度盘<br>Adjusting panel  | 5移动滑块<br>Movable part     |
| 3微调锁紧螺钉<br>Adjusting screw | 6镗刀杆<br>Boring bar        |



## 三、使用者注意事项

Notices Of The User

- 请在调整范围内使用。
- 调整微调刻度盘前，必须松开微调锁紧螺钉，否则会对内部微调机构造成损坏。
- 请使用专用扳手固定微调锁紧螺钉，扭力要适当，过紧会导致芯轴移位，过松会造成精度不良。
- 本产品为精密机构，当阻力过大微调刻度盘无法转动时，请立即停止调整，并确认以下事项

A.微调锁紧螺钉是否松开

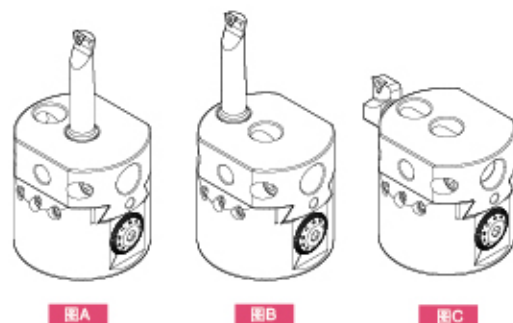
B.是否超出调整范围

- Please use it within work range.
- Please loosen the adjusting screw before adjusting.
- Please use special wrench to lock the adjusting screw properly.
- Please stop the adjustment when it is faced with a strong resistance,

And make sure:

A.Locking screws is unlocked;

B.Adjustment is within the suggested work range;



# ABH/DBH

ABH/DBH Twin Cutter Rough Boring Head Manuals  
ABH/DBH 双刃粗镗头使用说明书

## 一、使用步骤

Operating Instructions

ABH/DBH粗镗头为双刃镗头可先调整一侧。

步骤一：松开刀片座锁紧螺钉 ⑤ 逆时针旋转

步骤二：旋转刀片座调整螺钉 ③，推动刀片座 ④ 到预定尺寸可参照刻度线

步骤三：适当扭力拧紧刀片座锁紧螺钉 ⑤ 顺时针旋转。

调整另一侧同上。

Adjustment starts one of twin cartridge on ABH/DBH boring head.

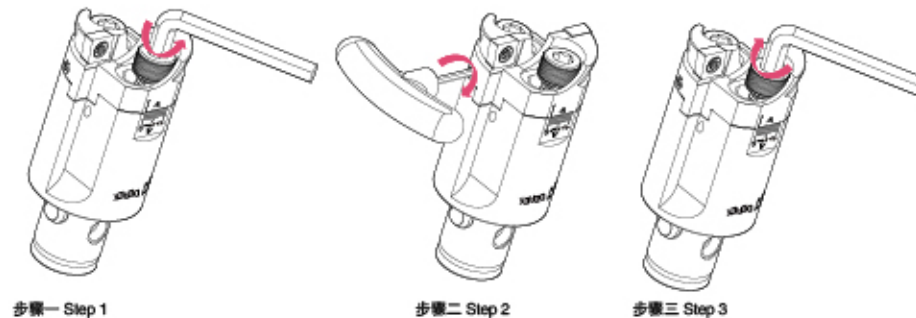
Step 1: Unlock clamping screw anti-clockwise(see figure 5).

Step 2: Loosen adjusting screw (See figure 3). Move cartridge to the required position according to the reference line marked on the tool body. (see figure 4).

Step 3: Fasten clamping screw properly(see figure 5).

Follow the same steps aforementioned to adjust the other cartridge.

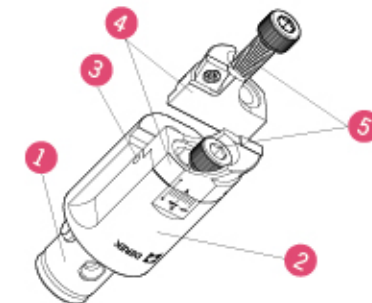
操作示意图 Instruction



## 二、产品结构

Structure

- |                             |                            |
|-----------------------------|----------------------------|
| 1镗头柄部<br>DCK Connection     | 4刀片座<br>Cartridge          |
| 2镗头本体<br>Boring head        | 5刀片座锁紧螺钉<br>Clamping screw |
| 3刀片座调整螺钉<br>Adjusting screw |                            |



## 三、加工方法

Boring Options

ABH/DBH粗镗头有两种加工方式

1.等刃式切削加工，A刀片座装于A面，B刀片座装于B面。

适用于小余量加工切削平稳。（图A）

2.错齿式切削加工，A刀片座装于B面，B刀片座装于A面。

形成高低刃，适用于大余量加工。（图B）

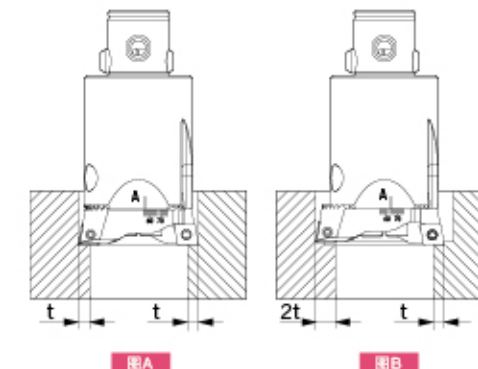
Two boring options available with ABH/DBH rough boring head.

1. Balanced cutting: Cartridge A on side A, while cartridge B on side B.

For stable cutting with a small stock allowance. (See figure A)

2. Stepped cutting: Cartridge A on side B and cartridge B on side A.

For cutting with a big stock allowance. (See figure B)



## 四、使用者注意事项

Notices Of The User

采用错齿式切削，切削量调整时须高刃与低刃相同。以平衡两边所受切削力，防止共振发生，避免单刃受力过大受损。

Make sure the cutting data for the two cartridges are same when stepped cutting is adopted.

# DHP

DHP Hydraulic Chuck  
DHP 液压刀柄



7:24锥度, 均达到AT3级标准。  
Taper 7:24;  $\leq$  AT3.

-195℃深冷处理, 降低变形, 保持精度, 提高产品稳定性。  
Subzero treatment (-195℃) to minimise the deformation of tool holder, to reach high accuracy and stability.

厚实的刀体能起到更好的减震功能, 提升表面粗糙度。  
Hydraulic system absorbs shaking of tool; Increase surface-finish quality significantly.

刀具偏摆 $3D \leq 0.003\text{mm}$ , 减少刀具损耗, 降低刀具费用, 大幅度提升表面粗糙度, 重复精度佳, 节省校刀时间。  
Runout  $\leq 3\mu\text{m}$ ; increase tool life; reduce tool cost; Increase surface-finish quality significantly; High accuracy without adjustment.

夹持操作简单, 约10秒内完成, 夹刀可达到0.003mm径向精度, 仅需一只T型扳手即可完成装刀, 不需要昂贵复杂的周边设备。  
User-friendly - get the accuracy of  $3\mu\text{m}$  within 10sec; Assemble tool with one allen key only; Easy assembly: only one allen key required.

360° 且两点夹持, 夹持稳定可靠。  
360° & 2 positions clamping; high rigidity.

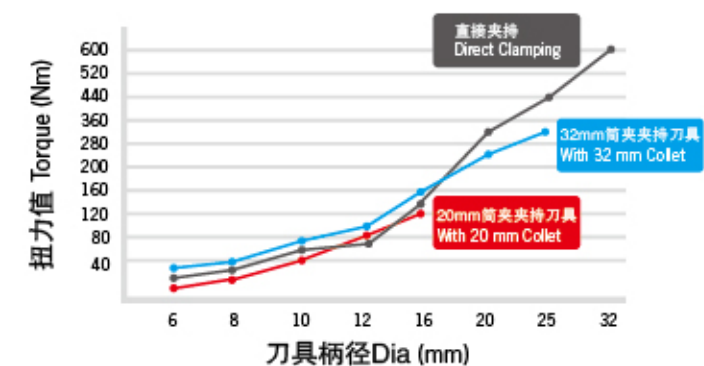
## 使用者注意事项

Notices Of The User

- 夹持柄径: 被夹持刀具柄径公差不得低于h6级, 若低于此标准可能导致夹紧无力而掉刀。
- 夹持深度: 被夹持的刀具插入夹持孔深度, 必须大于安全深度“H”。
- 清洁: 液压刀柄使用前需将刀柄内腔表面清洗干净, 不得有残余的防锈油或其他杂质附着于内孔表面。
- Assembled bar size tolerance:  $\geq$  h6;
- Clamp depth:  $>$  H;
- Clean the chuck before and after use.

## 液压刀柄夹持扭力测验

Clamping Torque Test



加工中心刀柄  
TOOL HOLDERS

高速刀柄  
HSS TOOLBAR

钛合金刀柄  
TITANUM

铝合金刀柄  
ALUMINUM

刀柄配件  
HOLDER ACCESSORIES

# SF/DSF

SF/DSF Shrink-Fit Holder  
SF/DSF 热缩刀柄

7:24锥度，均达到AT3级标准。  
Taper 7:24; ≤AT3.

使用刀柄内部的拉紧螺钉实现后拉式锁紧，定位精度高。  
Locked with internal pull stud, Precise positioning.

通过更换延长杆可实现柄径为D3-D12mm的刀具夹持，减少成本，简单实现前期准备工作，提高效率。  
A wide clamping range (D3-D12mm) is available with different extenders, which reduces production cost and increases efficiency.

采用优质热缩特殊钢材热膨胀率大，夹持可靠。  
With superior-quality steel with good CTE. (CTE: The coefficient of thermal expansion)

半角3°

3°角设计，外形细长，加工干涉小。  
3° Taper-off design minimizes interference.

## 电磁感应热缩机 Induction Heat Machine

| 型号<br>Specification | 加热时间<br>Shrink time | 冷却方式<br>Cooling   | 输出电源<br>Voltage           | 瞬间输出最大功率<br>Power | 适用刀具材质<br>Tools | 范围<br>Range | LxWxH<br>(mm) | 重量<br>Weight |
|---------------------|---------------------|-------------------|---------------------------|-------------------|-----------------|-------------|---------------|--------------|
| SF-3500             | 3-15"               | 风冷<br>Air Cooling | SSINGLE-PHASE<br>220V/25A | 3500W             | 钨钢<br>Carbide   | Φ3~Φ25 mm   | 600x500x800   | 41KG         |



# HPC

HPC High-speed Power Chuck  
HPC 高速强力刀柄

-195℃深冷处理，降低变形，保持精度，提高产品稳定性。  
Subzero treatment (-195℃) to minimise the deformation of tool holder, to reach high accuracy and stability.

高强度螺帽  
有效防止振刀，适合重力切削  
High strength nuts;  
Reduce the shaking of cutting tool;  
Excellent for heavy duty.

超硬滚针每一根都是经过精密测量挑选，使同一刀柄内的百余根滚针直径一致，超高的硬度传递锁紧力更均匀、可靠。  
Same diameter hardened roller needles are strictly selected and arranged for strong & stable clamping possible.

前后双重防护罩，防止液体，灰尘，切屑进入本体，与转螺帽形成的间隙间损坏表面及滚针。  
Dust-proof ring and cover,  
Prevent the body from liquid and dust.

内腔的防滑槽设计，使装刀过程中的油污、异物可挤入槽内，使夹持面贴合更紧密，有效防止刀具滑落，同时可释放夹持过程中产生的内应力。  
Special design of cavity & groove make the clamping firm, keep internal structure clean, and reduce the internal stress significantly.

## 使用者注意事项 Notices Of The User

- 请选用直径公差等级高于h7级的刀具。
- 当选用柄部直径偏小的刀具时会导致夹不紧而产生溜刀现象。
- 禁止无刀状态下进行空夹。
- Assemble right diameter tool tolerance: > h7;
- Suitable shank diameter is required;
- Clamping without tools is forbidden.



**7:24锥度，均达到AT3级标准。**  
Taper 7:24; ≤AT3.

**刀柄整体动平衡G2.5; 25,000 rpm**  
最高转速可达45,000 rpm  
Balanced: G2.5; 25,000 rpm  
Max: 45,000 rpm

**超高速螺帽，光面无槽设计，使其零风阻，高强度，高速运转下，静音可靠。**  
Notch-free design: Prevent vibration;  
Reduce noise splattering coolant;  
Assure increased strength of nut itself.

**-195℃深冷处理，降低变形，保持精度，提高产品稳定性。**  
Subzero treatment (-195℃) to minimise the deformation of tool holder, to reach high accuracy and stability.

**可选配止水精密筒夹，保障密封性，使其获得最佳的出水效果。**  
Special sealing collet is provided to achieve excellent cooling performance.

**刀具偏摆3D ≤ 0.005 mm，减少刀具损耗，降低刀具费用，大幅度提升表面粗糙度，重复精度佳，节省校刀时间。**  
Runout(3D) ≤ 5 μm; increase tool life; reduce tool cost; Increase surface-finish quality significantly; High repeat accuracy.

### DSK 精密弹性筒夹

DSK Precision Collet



相比普通ER刀柄具有较小的锥角，较长的夹持部位，更能提供超强的夹持力和定心性。  
Compared with ER collet, DSK collet is with smaller taper angle, longer clamping length, higher clamping strength and concentricity



**可靠的同心度**  
Best Concentricity

**丝锥快速更换**  
Quick Change

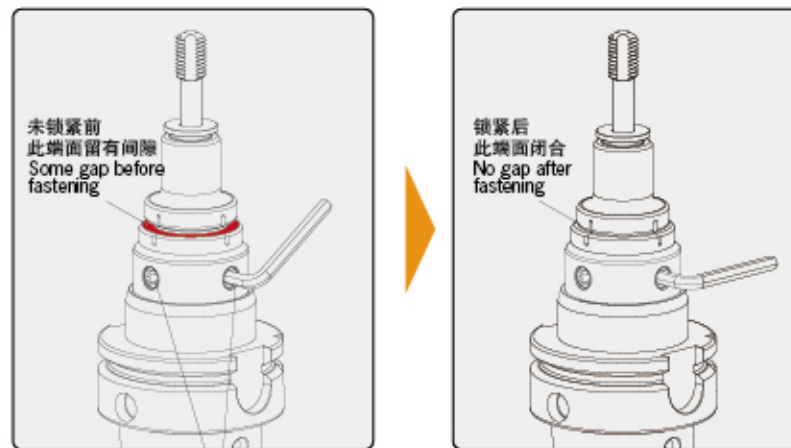
**可选筒夹长度**  
Longer Tapping Collet

**中心冷却出水**  
Internal Cooling

### 特点 / Feature

- 采用法兰接触设计，以求更优秀的刚性和同心度。
- 支持丝锥快速更换。
- 中心内冷设计。
- 筒夹长度6种选择（33~200mm）。

- Flange design, supply for better synchrony & rigidity.
- Quick assembling for taps.
- With internal coolant system.
- 6 sizes available for tapping collet (33~200mm).



两个夹紧螺钉 Locking screw

两颗螺钉成90度安装，拧紧扳手的同时筒夹端面与刀柄本体紧密贴合，获得极佳的连接刚性。  
Two locking screws are designed in 90° degree.





微补偿  
Synchro

分体式  
Split

中心  
冷却  
Internal Cooling

延长丝  
锥夹头  
Deeper Tap Clamping

### 特点 / Feature

■主轴的旋转与实际丝锥进给之间有微小的同步误差是难以避免的。使用刚性攻丝刀柄意味着任何一点微小的偏差都会大大增加丝锥所受到的力，使得丝锥寿命大大缩短。采用带有微量补偿(例如+0.2mm, -1mm)能有效地充分缓冲丝锥在正转及反转时受到的压力，使丝锥的微量损伤减少到最低，从而有效延长丝锥寿命100%以上，使螺纹精度更高。这对于脆性相对较大的硬质合金丝锥意义更大。

■独特的分体式设计，只需替换易损的前端，保留高价值本体，使本体更具经济型。

■刀柄中心通冷却液，可以对刀具充分润滑及排屑，最大压力可达50bar。

■可配延长丝锥夹头，满足不同加工深度的要求。(填补了市面上普通微补偿ER刀柄长度单一的问题)。

■攻丝能力

M3-M12 M6-M20 M14-M33.

■可匹配机床主轴

HSK BT SK

■This VER chuck avoids error between spindle running and tools feeding, increases the tapping chuck life.


■Unique split-type structure, can replace the front worn out part only, it's affordable with saving the mean part of the chuck.

■Coolant flowing pressure up to 2MPa.

■Longer-size tapping collets applicable to different tapping depths;

■Tapping capacity: M3 - M12; M6 - M20; M14 - M33.

■With spindle standards: HSK (DIN69893); BT (JIS B6339); SK (DIN69871).



Other ER Tapping Chuck  
普通ER刀柄刚性攻牙

线速度V=5-10m/min

### 特点 / Feature


效率低下  
Low efficiency



Other ER Tapping Chuck  
普通ER刀柄攻牙加工效果

### 特点 / Feature

螺牙隆起不足表面不整齐，  
影响螺纹连接强度。  
Poor threading surface and strength.



DEREK VER Split Synch Tapping Chuck  
德克VER分体式微补偿刀柄攻牙

线速度V=20-30m/min

### 特点 / Feature

效率提高2-4倍  
Improve efficiency 2-4 times



DEREK VER Split Synch Tapping Chuck  
德克VER分体式微补偿刀柄攻牙加工效果

### 特点 / Feature

螺牙牙型整齐完整，  
表面质量平整光滑，  
连接强度高。  
Full thread profile, smooth surface  
and high strength.

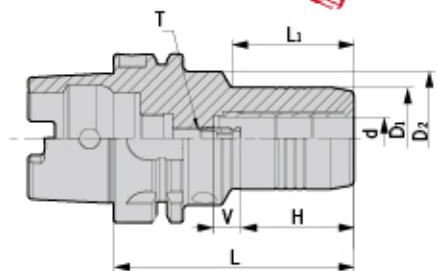
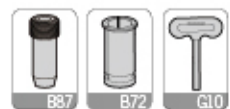
# DHP

HSK-A-DHP Hydraulic Chuck  
HSK-A-DHP 液压刀柄

**NEW**



MAX  
30,000  
min<sup>-1</sup>



| 型号<br>Specification     | d  | D1 | D2 | H    | V  | L1 | L   | T           | 压紧螺钉<br>Insert Screw | 适用筒夹<br>Suit collet | T形加长扳手<br>Wrench-T | 重量<br>Weight |
|-------------------------|----|----|----|------|----|----|-----|-------------|----------------------|---------------------|--------------------|--------------|
| <b>HSK40A-</b> DHP6-70  | 6  | 28 | 34 | 27.5 | 10 | 28 | 70  | M050Z150-D  | M080U120-D           | -                   | T04-L              | 0.55         |
| DHP8-70                 | 8  | 30 | 34 | 27.5 | 10 | 28 | 70  | M060Z150-D  | M080U140-D           | -                   | T04-L              | 0.56         |
| DHP10-75                | 10 | 32 | 34 | 32.5 | 10 | 34 | 75  | M060Z150-D  | M080U140-D           | -                   | T04-L              | 0.61         |
| DHP12-85                | 12 | 34 | 34 | 37.5 | 10 | -  | 85  | M060Z150-D  | M080U120-D           | D12/OD12            | T04-L              | 0.68         |
| <b>HSK50A-</b> DHP6-70  | 6  | 28 | 40 | 27.5 | 10 | 28 | 70  | M050Z150-D  | M080U120-D           | -                   | T04-L              | 0.74         |
| DHP8-70                 | 8  | 30 | 40 | 27.5 | 10 | 28 | 70  | M050Z150-D  | M080U140-D           | -                   | T04-L              | 0.75         |
| DHP10-80                | 10 | 32 | 40 | 32.5 | 10 | 34 | 80  | M060Z150-D  | M080U140-D           | -                   | T04-L              | 0.82         |
| DHP12-85                | 12 | 34 | 40 | 37.5 | 10 | 44 | 85  | M060Z150-D  | M080U120-D           | D12/OD12            | T04-L              | 0.87         |
| DHP14-85                | 14 | 36 | 40 | 37.5 | 10 | 44 | 85  | M060Z150-D  | M080U140-D           | -                   | T04-L              | 0.90         |
| DHP16-90                | 16 | 38 | 60 | 42.5 | 10 | 30 | 90  | M080Z150P-D | M080U140-D           | -                   | T04-L              | 0.94         |
| DHP18-90                | 18 | 41 | -  | 42.5 | 10 | -  | 90  | M080Z150P-D | M080U140-D           | -                   | T04-L              | 0.96         |
| DHP20-90                | 20 | 42 | -  | 42.5 | 10 | -  | 90  | M080Z150P-D | M080U140-D           | D20/OD20            | T04-L              | 0.99         |
| <b>HSK63A-</b> DHP6-70  | 6  | 28 | 50 | 27.5 | 10 | 24 | 70  | M050Z150-D  | M080U120-D           | -                   | T04-L              | 1.01         |
| DHP8-70                 | 8  | 30 | 50 | 27.5 | 10 | 24 | 70  | M060Z150-D  | M080U140-D           | -                   | T04-L              | 1.02         |
| DHP10-80                | 10 | 32 | 50 | 32.5 | 10 | 35 | 80  | M060Z150-D  | M080U140-D           | -                   | T04-L              | 1.08         |
| DHP12-85                | 12 | 34 | 50 | 37.5 | 10 | 40 | 85  | M060Z150-D  | M080U120-D           | D12/OD12            | T04-L              | 1.13         |
| DHP14-85                | 14 | 36 | 50 | 37.5 | 10 | 40 | 85  | M060Z150-D  | M080U140-D           | -                   | T04-L              | 1.17         |
| DHP16-90                | 16 | 38 | 50 | 42.5 | 10 | 46 | 90  | M080Z150P-D | M080U140-D           | -                   | T04-L              | 1.21         |
| DHP18-90                | 18 | 41 | 50 | 42.5 | 10 | 47 | 90  | M080Z150P-D | M080U140-D           | -                   | T04-L              | 1.22         |
| DHP20-90                | 20 | 43 | 50 | 42.5 | 10 | 48 | 90  | M080Z150P-D | M080U140-D           | D20/OD20            | T04-L              | 1.25         |
| DHP25-120               | 25 | 57 | 63 | 51   | 10 | 59 | 120 | M160Z150P-D | M100U120-D           | -                   | T05-L              | 2.17         |
| DHP32-125               | 32 | 63 | 75 | 55   | 10 | 63 | 125 | M160Z150P-D | M100U180-D           | D32/OD32            | T05-L              | 2.54         |
| <b>HSK100A-</b> DHP6-75 | 6  | 28 | 54 | 27.5 | 10 | 26 | 75  | M050Z150-D  | M080U120-D           | -                   | T04-L              | 2.40         |
| DHP8-75                 | 8  | 30 | 54 | 27.5 | 10 | 26 | 75  | M060Z150-D  | M080U140-D           | -                   | T04-L              | 2.41         |
| DHP10-90                | 10 | 32 | 50 | 32.5 | 10 | 42 | 90  | M060Z150-D  | M080U140-D           | -                   | T04-L              | 2.48         |
| DHP12-95                | 12 | 34 | 50 | 37.5 | 10 | 47 | 95  | M060Z150-D  | M080U120-D           | D12/OD12            | T04-L              | 2.53         |
| DHP14-95                | 14 | 36 | 50 | 37.5 | 10 | 47 | 95  | M060Z150-D  | M080U140-D           | -                   | T04-L              | 2.58         |
| DHP16-100               | 16 | 38 | 50 | 42.5 | 10 | 53 | 100 | M080Z150P-D | M080U140-D           | -                   | T04-L              | 2.61         |
| DHP18-100               | 18 | 41 | 50 | 42.5 | 10 | 53 | 100 | M080Z150P-D | M080U140-D           | -                   | T04-L              | 2.66         |
| DHP20-105               | 20 | 43 | 50 | 42.5 | 10 | 59 | 105 | M080Z150P-D | M080U140-D           | D20/OD20            | T04-L              | 2.75         |
| DHP25-110               | 25 | 57 | 63 | 51   | 10 | 62 | 110 | M160Z150P-D | M100U120-D           | -                   | T05-L              | 3.39         |
| DHP32-110               | 32 | 63 | 75 | 55   | 10 | 62 | 110 | M160Z150P-D | M100U180-D           | D32/OD32            | T05-L              | 3.66         |

注：报价时含扳手，筒夹需单独订购。  
Notice: Wrench is included, while collet shall be ordered separately.

### 特点 / Feature

- DHP刀具系列用途高转速、高精密切削加工，切削效果佳。
- For high-speed and high precision cutting;
- 动平衡设定: G2.5; 20,000 rpm。
- Balanced: G2.5; 20,000 rpm;
- 3D处径向跳动≤0.003 mm。
- Runout (X3D): ≤0.003 mm.

# DHP

HSK-A-DHP Hydraulic Chuck  
HSK-A-DHP 液压刀柄 (加长款)

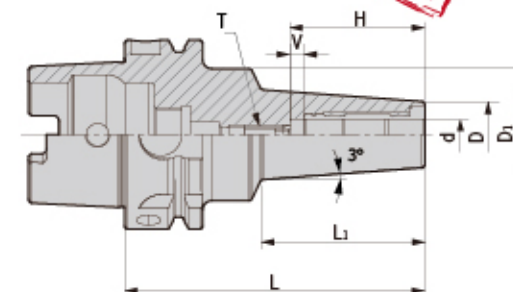
**NEW**

| 型号<br>Specification     | d  | D1 | D2 | H    | V  | L1  | L   | T           | 压紧螺钉<br>Insert Screw | 适用筒夹<br>Suit collet | T形加长扳手<br>Wrench-T | 重量<br>Weight |
|-------------------------|----|----|----|------|----|-----|-----|-------------|----------------------|---------------------|--------------------|--------------|
| <b>HSK63A-</b> DHP6-150 | 6  | 28 | 50 | 27.5 | 10 | 103 | 150 | M050Z150-D  | M080U120-D           | -                   | T04-L              | 1.30         |
| DHP6-200                | 6  | 28 | 50 | 27.5 | 10 | 103 | 200 | M050Z150-D  | M080U120-D           | -                   | T04-L              | 1.65         |
| DHP8-150                | 8  | 30 | 50 | 27.5 | 10 | 104 | 150 | M060Z150-D  | M080U140-D           | -                   | T04-L              | 1.44         |
| DHP8-200                | 8  | 30 | 50 | 27.5 | 10 | 104 | 200 | M060Z150-D  | M080U140-D           | -                   | T04-L              | 1.74         |
| DHP10-150               | 10 | 32 | 50 | 32.5 | 10 | 104 | 150 | M060Z150-D  | M080U140-D           | -                   | T04-L              | 1.51         |
| DHP10-200               | 10 | 32 | 50 | 32.5 | 10 | 104 | 200 | M060Z150-D  | M080U140-D           | -                   | T04-L              | 1.90         |
| DHP12-150               | 12 | 34 | 50 | 37.5 | 10 | 105 | 150 | M060Z150-D  | M080U120-D           | D12/OD12            | T04-L              | 1.58         |
| DHP12-200               | 12 | 34 | 50 | 37.5 | 10 | 105 | 200 | M060Z150-D  | M080U120-D           | D12/OD12            | T04-L              | 1.92         |
| DHP14-150               | 14 | 36 | 50 | 37.5 | 10 | 105 | 150 | M060Z150-D  | M080U140-D           | -                   | T04-L              | 2.11         |
| DHP14-200               | 14 | 36 | 50 | 37.5 | 10 | 105 | 200 | M060Z150-D  | M080U140-D           | -                   | T04-L              | 2.52         |
| DHP16-150               | 16 | 38 | 50 | 42.5 | 10 | 106 | 150 | M080Z150P-D | M080U140-D           | -                   | T04-L              | 1.71         |
| DHP16-200               | 16 | 38 | 50 | 42.5 | 10 | 106 | 200 | M080Z150P-D | M080U140-D           | -                   | T04-L              | 2.46         |
| DHP18-150               | 18 | 41 | 50 | 42.5 | 10 | 107 | 150 | M080Z150P-D | M080U140-D           | -                   | T04-L              | 1.83         |
| DHP18-200               | 18 | 41 | 50 | 42.5 | 10 | 107 | 200 | M080Z150P-D | M080U140-D           | -                   | T04-L              | 2.55         |
| DHP20-150               | 20 | 43 | 50 | 42.5 | 10 | 108 | 150 | M080Z150P-D | M080U140-D           | D20/OD20            | T04-L              | 1.91         |
| DHP20-200               | 20 | 43 | 50 | 42.5 | 10 | 108 | 200 | M080Z150P-D | M080U140-D           | D20/OD20            | T04-L              | 2.67         |

HSK-A-DHP Super Slim Hydraulic Chuck  
HSK-A-DHP 超细长液压刀柄



MAX  
30,000  
min<sup>-1</sup>



| 型号<br>Specification      | d  | D  | D1 | H  | V  | L1  | L   | T           | 压紧螺钉<br>Insert Screw | 适用筒夹<br>Suit collet | T形加长扳手<br>Wrench-T | 重量<br>Weight |
|--------------------------|----|----|----|----|----|-----|-----|-------------|----------------------|---------------------|--------------------|--------------|
| <b>HSK63A-</b> DHP4S-100 | 4  | 11 | 46 | 24 | -  | 42  | 100 | -           | M080U120-D           | -                   | T04-L              | 0.70         |
| DHP4S-130                | 4  | 11 | 46 | 24 | -  | 72  | 130 | -           | M080U120-D           | -                   | T04-L              | 1.00         |
| DHP6S-130                | 6  | 13 | 46 | 40 | 10 | 74  | 130 | M050Z150-D  | M080U120-D           | -                   | T04-L              | 1.20         |
| DHP6S-160                | 6  | 13 | 46 | 40 | 10 | 104 | 160 | M050Z150-D  | M080U120-D           | -                   | T04-L              | 1.30         |
| DHP8S-130                | 8  | 15 | 46 | 40 | 10 | 74  | 130 | M060Z150-D  | M080U140-D           | -                   | T04-L              | 1.20         |
| DHP8S-160                | 8  | 15 | 46 | 40 | 10 | 104 | 160 | M060Z150-D  | M080U140-D           | -                   | T04-L              | 1.30         |
| DHP10S-130               | 10 | 17 | 46 | 41 | 10 | 74  | 130 | M080Z150P-D | M080U140-D           | -                   | T04-L              | 1.20         |
| DHP10S-160               | 10 | 17 | 46 | 41 | 10 | 104 | 160 | M080Z150P-D | M080U140-D           | -                   | T04-L              | 1.30         |
| DHP12S-130               | 12 | 19 | 46 | 46 | 10 | 75  | 130 | M080Z150P-D | M080U120-D           | D12/OD12            | T04-L              | 1.20         |
| DHP12S-160               | 12 | 19 | 46 | 46 | 10 | 105 | 160 | M080Z150P-D | M080U120-D           | D12/OD12            | T04-L              | 1.30         |

注：报价时含扳手，筒夹需单独订购。  
Notice: Wrench is included, while collet shall be ordered separately.

### 特点 / Feature

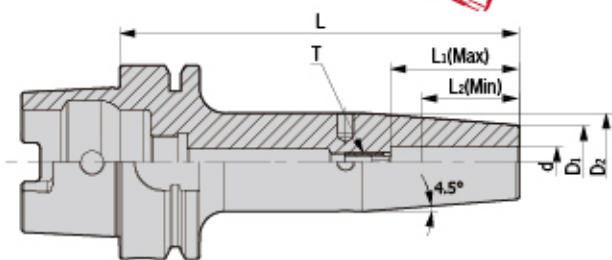
- DHP刀具系列用途高转速、高精密切削加工，切削效果佳。
- For high-speed and high precision cutting;
- 动平衡设定: G2.5; 25,000 rpm。
- Balanced: G2.5; 25,000 rpm;
- 3D处径向跳动≤0.003 mm。
- Runout (X3D): ≤0.003 mm;
- 外观细长设计，加工不易干涉。
- No interference due to slim design.

# SF

## HSK-A-SF Shrink Fit Holder HSK-A-SF 烧结式热装刀柄 (一体式)



MAX  
50,000  
min<sup>-1</sup>



**NEW**

| 型号<br>Specification   | d  | D1 | D2 | L   | L1 (Max) | L2 (Min) | T            | 重量<br>Weight |
|-----------------------|----|----|----|-----|----------|----------|--------------|--------------|
| <b>HSK50A-</b> SF3-60 | 3  | 10 | 10 | 60  | -        | 9        | -            | 0.39         |
| SF4-60                | 4  | 10 | 10 | 60  | -        | 12       | -            | 0.39         |
| SF5-60                | 5  | 10 | 10 | 60  | -        | 15       | -            | 0.39         |
| SF6-80                | 6  | 21 | 27 | 80  | 36       | 26       | M050Z150-D   | 0.41         |
| SF8-80                | 8  | 21 | 27 | 80  | 36       | 26       | M050Z150-D   | 0.41         |
| SF10-85               | 10 | 24 | 32 | 85  | 42       | 32       | M060Z150-D   | 0.42         |
| SF12-90               | 12 | 24 | 32 | 90  | 47       | 37       | M060Z150-D   | 0.43         |
| SF14-90               | 14 | 27 | 34 | 90  | 47       | 37       | M060Z150-D   | 0.43         |
| SF16-95               | 16 | 27 | 34 | 95  | 50       | 40       | M080Z150-P-D | 0.45         |
| <b>HSK63A-</b> SF3-80 | 3  | 10 | 10 | 80  | -        | 9        | -            | 0.50         |
| SF4-80                | 4  | 10 | 10 | 80  | -        | 12       | -            | 0.60         |
| SF5-80                | 5  | 10 | 10 | 80  | -        | 15       | -            | 0.70         |
| SF6-80                | 6  | 21 | 27 | 80  | 36       | 26       | M050Z150-D   | 0.80         |
| SF6-130               | 6  | 21 | 27 | 130 | 36       | 26       | M050Z150-D   | 1.00         |
| SF6-160               | 6  | 21 | 27 | 160 | 36       | 26       | M050Z150-D   | 1.20         |
| SF6-200               | 6  | 21 | 27 | 200 | 36       | 26       | M050Z150-D   | 1.40         |
| SF8-80                | 8  | 21 | 27 | 80  | 36       | 26       | M050Z150-D   | 0.80         |
| SF8-130               | 8  | 21 | 27 | 130 | 36       | 26       | M050Z150-D   | 1.02         |
| SF8-160               | 8  | 21 | 27 | 160 | 36       | 26       | M050Z150-D   | 1.25         |
| SF8-200               | 8  | 21 | 27 | 200 | 36       | 26       | M050Z150-D   | 1.43         |
| SF10-85               | 10 | 24 | 32 | 85  | 42       | 32       | M060Z150-D   | 0.90         |
| SF10-130              | 10 | 24 | 32 | 130 | 42       | 32       | M060Z150-D   | 1.17         |
| SF10-160              | 10 | 24 | 32 | 160 | 42       | 32       | M060Z150-D   | 1.45         |
| SF10-200              | 10 | 24 | 32 | 200 | 42       | 30       | M060Z150-D   | 1.75         |
| SF12-90               | 12 | 24 | 32 | 90  | 47       | 37       | M060Z150-D   | 0.92         |
| SF12-130              | 12 | 24 | 32 | 130 | 47       | 37       | M060Z150-D   | 1.15         |
| SF12-160              | 12 | 24 | 32 | 160 | 47       | 37       | M060Z150-D   | 1.55         |
| SF12-200              | 12 | 24 | 32 | 200 | 47       | 37       | M060Z150-D   | 1.92         |
| SF14-90               | 14 | 27 | 34 | 90  | 47       | 37       | M060Z150-D   | 0.95         |
| SF14-130              | 14 | 27 | 34 | 130 | 47       | 37       | M060Z150-D   | 1.18         |
| SF14-160              | 14 | 27 | 34 | 160 | 47       | 37       | M060Z150-D   | 1.60         |
| SF14-200              | 14 | 27 | 34 | 200 | 47       | 37       | M060Z150-D   | 1.98         |
| SF16-95               | 16 | 27 | 34 | 95  | 50       | 40       | M080Z150-P-D | 1.00         |
| SF16-130              | 16 | 27 | 34 | 130 | 50       | 40       | M080Z150-P-D | 1.21         |
| SF16-160              | 16 | 27 | 34 | 160 | 50       | 40       | M080Z150-P-D | 1.65         |
| SF16-200              | 16 | 27 | 34 | 200 | 50       | 40       | M080Z150-P-D | 2.05         |
| SF18-95               | 18 | 33 | 42 | 95  | 50       | 40       | M080Z150-P-D | 1.05         |
| SF18-130              | 18 | 33 | 42 | 130 | 50       | 40       | M080Z150-P-D | 1.25         |
| SF18-160              | 18 | 33 | 42 | 160 | 50       | 40       | M080Z150-P-D | 1.70         |
| SF18-200              | 18 | 33 | 42 | 200 | 50       | 40       | M080Z150-P-D | 2.10         |

转下页  
See next page

# SF

## HSK-A-SF Shrink Fit Holder HSK-A-SF 烧结式热装刀柄 (一体式)

| 型号<br>Specification     | d  | D1 | D2 | L   | L1 (Max) | L2 (Min) | T            | 重量<br>Weight |
|-------------------------|----|----|----|-----|----------|----------|--------------|--------------|
| <b>HSK63A-</b> SF20-100 | 20 | 33 | 42 | 100 | 52       | 42       | M080Z150-P-D | 1.20         |
| SF20-130                | 20 | 33 | 42 | 130 | 52       | 42       | M080Z150-P-D | 1.49         |
| SF20-160                | 20 | 33 | 42 | 160 | 52       | 42       | M080Z150-P-D | 1.80         |
| SF20-200                | 20 | 33 | 42 | 200 | 52       | 42       | M080Z150-P-D | 2.20         |
| SF25-115                | 25 | 44 | 53 | 115 | 58       | 48       | M160Z150-P-D | 1.98         |
| SF25-160                | 25 | 44 | 53 | 160 | 58       | 48       | M160Z150-P-D | 2.10         |
| SF25-200                | 25 | 44 | 53 | 200 | 58       | 48       | M160Z150-P-D | 2.25         |
| SF32-120                | 32 | 44 | 53 | 120 | 58       | 48       | M160Z150-P-D | 2.10         |
| SF32-160                | 32 | 44 | 53 | 160 | 58       | 48       | M160Z150-P-D | 2.60         |
| SF32-200                | 32 | 44 | 53 | 200 | 58       | 48       | M160Z150-P-D | 2.80         |
| <b>HSK100A-</b> SF6-85  | 6  | 21 | 27 | 85  | 36       | 26       | M050Z150-D   | 2.00         |
| SF6-130                 | 6  | 21 | 27 | 130 | 36       | 26       | M050Z150-D   | 2.30         |
| SF6-160                 | 6  | 21 | 27 | 160 | 36       | 26       | M050Z150-D   | 2.62         |
| SF6-200                 | 6  | 21 | 27 | 200 | 36       | 26       | M050Z150-D   | 2.90         |
| SF8-85                  | 8  | 21 | 27 | 85  | 36       | 26       | M050Z150-D   | 2.00         |
| SF8-130                 | 8  | 21 | 27 | 130 | 36       | 26       | M050Z150-D   | 2.30         |
| SF8-160                 | 8  | 21 | 27 | 160 | 36       | 26       | M050Z150-D   | 2.65         |
| SF8-200                 | 8  | 21 | 27 | 200 | 36       | 26       | M050Z150-D   | 2.93         |
| SF10-90                 | 10 | 24 | 32 | 90  | 42       | 32       | M060Z150-D   | 2.20         |
| SF10-130                | 10 | 24 | 32 | 130 | 42       | 32       | M060Z150-D   | 2.40         |
| SF10-160                | 10 | 24 | 32 | 160 | 42       | 32       | M060Z150-D   | 2.70         |
| SF10-200                | 10 | 24 | 32 | 200 | 42       | 32       | M060Z150-D   | 3.10         |
| SF12-95                 | 12 | 24 | 32 | 95  | 47       | 37       | M060Z150-D   | 2.30         |
| SF12-130                | 12 | 24 | 32 | 130 | 47       | 37       | M060Z150-D   | 2.50         |
| SF12-160                | 12 | 24 | 32 | 160 | 47       | 37       | M060Z150-D   | 2.75         |
| SF12-200                | 12 | 24 | 32 | 200 | 47       | 37       | M060Z150-D   | 3.15         |
| SF14-95                 | 14 | 27 | 34 | 95  | 47       | 37       | M060Z150-D   | 2.35         |
| SF14-130                | 14 | 27 | 34 | 130 | 47       | 37       | M060Z150-D   | 2.60         |
| SF14-160                | 14 | 27 | 34 | 160 | 47       | 37       | M060Z150-D   | 2.85         |
| SF14-200                | 14 | 27 | 34 | 200 | 47       | 37       | M060Z150-D   | 3.25         |
| SF16-100                | 16 | 27 | 34 | 100 | 50       | 40       | M080Z150-P-D | 2.50         |
| SF16-130                | 16 | 27 | 34 | 130 | 50       | 40       | M080Z150-P-D | 2.80         |
| SF16-160                | 16 | 27 | 34 | 160 | 50       | 40       | M080Z150-P-D | 3.13         |
| SF16-200                | 16 | 27 | 34 | 200 | 50       | 40       | M080Z150-P-D | 3.35         |
| SF18-100                | 18 | 33 | 42 | 100 | 50       | 40       | M080Z150-P-D | 2.55         |
| SF18-130                | 18 | 33 | 42 | 130 | 50       | 40       | M080Z150-P-D | 2.85         |
| SF18-160                | 18 | 33 | 42 | 160 | 50       | 40       | M080Z150-P-D | 3.21         |
| SF18-200                | 18 | 33 | 42 | 200 | 50       | 40       | M080Z150-P-D | 3.45         |
| SF20-105                | 20 | 33 | 42 | 105 | 52       | 42       | M080Z150-P-D | 2.60         |
| SF20-130                | 20 | 33 | 42 | 130 | 52       | 42       | M080Z150-P-D | 2.90         |
| SF20-160                | 20 | 33 | 42 | 160 | 52       | 42       | M080Z150-P-D | 3.25         |
| SF20-200                | 20 | 33 | 42 | 200 | 52       | 42       | M080Z150-P-D | 3.50         |
| SF25-115                | 25 | 44 | 53 | 115 | 58       | 48       | M160Z150-P-D | 2.80         |
| SF25-160                | 25 | 44 | 53 | 160 | 58       | 48       | M160Z150-P-D | 3.40         |
| SF25-200                | 25 | 44 | 53 | 200 | 58       | 48       | M160Z150-P-D | 4.50         |
| SF32-120                | 32 | 44 | 53 | 120 | 58       | 48       | M160Z150-P-D | 3.20         |
| SF32-160                | 32 | 44 | 53 | 160 | 58       | 48       | M160Z150-P-D | 3.60         |
| SF32-200                | 32 | 44 | 53 | 200 | 58       | 48       | M160Z150-P-D | 4.70         |

### 特点 / Feature

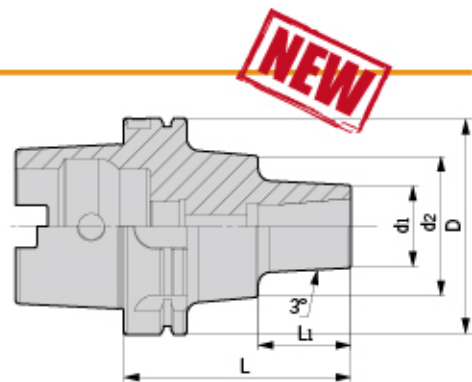
- 动平衡设定: G2.5; 25,000 rpm。
- 3D处径向跳动 ≤ 0.003 mm。
- Balanced: G2.5; 25,000 rpm;
- Runout (X3D): ≤ 0.003 mm.

# DSF/DC

HSK-A-DSF Shrink Fit Holder  
HSK-A-DSF 烧结式热装刀柄 (分体式)



MAX  
50,000  
min<sup>-1</sup>



**NEW**

| 型号<br>Specification | D   | d <sub>1</sub> | d <sub>2</sub> | L   | L <sub>1</sub> | 拉紧螺钉<br>Tension Screw | 止动螺母<br>Stop nut | T型扳手<br>Wrench | 重量<br>Weight |
|---------------------|-----|----------------|----------------|-----|----------------|-----------------------|------------------|----------------|--------------|
| HSK50A- DSF12-100   | 50  | 38             | -              | 100 | 74             | E100Z300              | ZD12-1           | T06-L          | 0.80         |
| HSK63A- DSF12-100   | 63  | 38             | -              | 100 | 74             | E100Z300              | ZD12-1           | T06-L          | 1.00         |
| DSF12-135           | 63  | 38             | -              | 135 | 109            | E100Z300              | ZD12-1           | T06-L          | 1.70         |
| HSK100A- DSF12-105  | 100 | 38             | 65             | 105 | 43             | E100Z300              | ZD12-1           | T06-L          | 3.40         |

注: 报价时含扳手。  
Notice: Wrench is included.

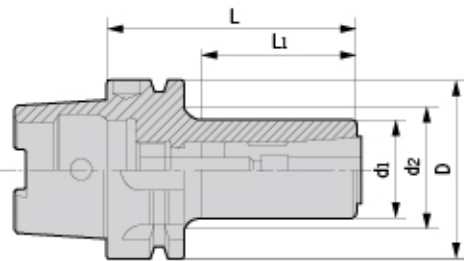
### 特点 / Feature

- 动平衡设定: G2.5; 25,000 rpm。 ■Balanced: G2.5; 25,000 rpm;
- 3D处径向跳动 ≤ 0.003 mm。 ■Runout (X3D): ≤ 0.003 mm.

HSK-A-DC Precision Slim Collet Chuck  
HSK-A-DC 小径精密筒夹刀柄



MAX  
50,000  
min<sup>-1</sup>



| 型号<br>Specification | D  | d <sub>1</sub> | d <sub>2</sub> | L   | L <sub>1</sub> | 适用筒夹<br>Suit collet | 拉紧螺钉<br>Tension screw | 止动螺母<br>Stop nut | T型扳手<br>Wrench | 重量<br>Weight |
|---------------------|----|----------------|----------------|-----|----------------|---------------------|-----------------------|------------------|----------------|--------------|
| HSK50A- DC6-75      | 50 | 14             | 22.5           | 75  | 34             | DC6                 | E050U250              | ZD6-4            | T04            | 0.67         |
| DC6-100             | 50 | 14             | 29             | 100 | 48             | DC6                 | E050U500              | ZD6-4            | T04            | 0.70         |
| HSK63A- DC6-75      | 63 | 14             | 22.5           | 75  | 34             | DC6                 | E050U200              | ZD6-5            | T04            | 0.80         |
| DC6-95              | 63 | 14             | 29             | 95  | 45             | DC6                 | E050U400              | ZD6-5            | T04            | 0.90         |
| DC6-120             | 63 | 14             | 37             | 120 | 53             | DC6                 | E050U650              | ZD6-5            | T04            | 1.10         |
| DC6-150             | 63 | 14             | 40             | 150 | 80             | DC6                 | E050U950              | ZD6-5            | T04            | 1.20         |
| DC8-100             | 63 | 22             | 37             | 100 | 48             | DC8                 | E060U400              | ZD8-2            | T05            | 1.10         |
| DC10-110            | 63 | 28             | 45             | 110 | 55             | DC10                | E080U300              | ZD10-2           | T06-L          | 1.20         |
| DC12-120            | 63 | 34             | 51.5           | 120 | 65             | DC12                | E100U350              | ZD12-1           | T08-L          | 1.30         |

注: 报价时含扳手, 筒夹需单独订购。  
Notice: Wrench is included, while collet shall be ordered separately.

### 特点 / Feature

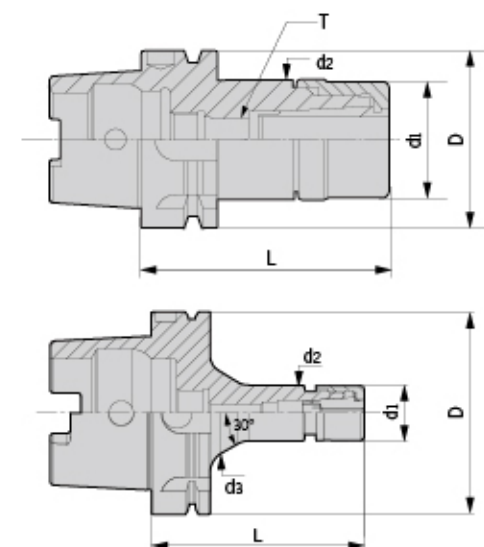
- 动平衡设定: G2.5; 30,000 rpm。 ■Balanced: G2.5; 30,000 rpm;
- 3D处径向跳动 ≤ 0.003 mm。 ■Runout (X3D): ≤ 0.003 mm.

# GSK

HSK-A-GSK High Precision Collet Chuck  
HSK-A-GSK 高速精密筒夹刀柄



MAX  
45,000  
min<sup>-1</sup>

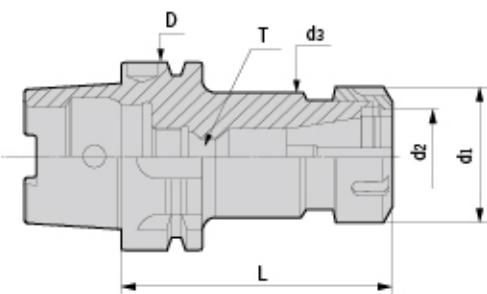


| 型号<br>Specification | 图示<br>Figure | D   | d <sub>1</sub> | d <sub>2</sub> | d <sub>3</sub> | a   | L   | T           | 适用筒夹<br>Suit collet | 重量<br>Weight |
|---------------------|--------------|-----|----------------|----------------|----------------|-----|-----|-------------|---------------------|--------------|
| HSK40A- GSK6-60     | A            | 40  | 19.5           | 20             | -              | -   | 60  | -           | DSK6                | 0.47         |
| GSK10-75            | A            | 40  | 27             | 27.5           | -              | -   | 75  | -           | DSK10               | 0.50         |
| HSK50A- GSK6-60     | A            | 50  | 19.5           | 20             | -              | -   | 60  | -           | DSK6                | 0.60         |
| GSK6-80P            | A            | 50  | 19.5           | 20             | -              | -   | 80  | M060F200    | DSK6                | 0.80         |
| GSK10-75            | A            | 50  | 27             | 27.5           | -              | -   | 75  | -           | DSK10               | 1.00         |
| GSK10-100P          | A            | 50  | 27             | 27.5           | -              | -   | 100 | M100F200    | DSK10               | 1.20         |
| GSK16-80            | A            | 50  | 40             | 40.5           | -              | -   | 80  | -           | DSK16               | 1.75         |
| GSK16-100P          | A            | 50  | 40             | 40.5           | -              | -   | 100 | M160F200    | DSK16               | 2.00         |
| GSK20-100           | A            | 50  | 48             | 48.5           | -              | -   | 100 | -           | DSK20               | 2.10         |
| HSK63A- GSK6-80P    | A            | 63  | 19.5           | 20             | -              | -   | 80  | M060F200    | DSK6                | 0.85         |
| GSK6-100P           | A            | 63  | 19.5           | 20             | -              | -   | 100 | M060F200    | DSK6                | 0.95         |
| GSK10-75            | A            | 63  | 27             | 27.5           | -              | -   | 75  | -           | DSK10               | 1.00         |
| GSK10-100P          | A            | 63  | 27             | 27.5           | -              | -   | 100 | M100F200    | DSK10               | 1.40         |
| GSK16-80            | A            | 63  | 40             | 40.5           | -              | -   | 80  | -           | DSK16               | 2.00         |
| GSK16-100P          | A            | 63  | 40             | 40.5           | -              | -   | 100 | M060F200    | DSK16               | 2.30         |
| GSK16-120P          | A            | 63  | 40             | 40.5           | -              | -   | 120 | M060F200    | DSK16               | 2.50         |
| GSK20-100           | A            | 63  | 48             | 48.5           | -              | -   | 100 | -           | DSK20               | 2.45         |
| GSK20-120P          | A            | 63  | 48             | 48.5           | -              | -   | 120 | M160F200    | DSK20               | 2.65         |
| GSK25-100           | A            | 63  | 55             | 55             | -              | -   | 100 | -           | DSK25               | 2.30         |
| GSK25-120P          | A            | 63  | 55             | 55             | -              | -   | 120 | M200F200-P2 | DSK25               | 2.70         |
| HSK100A- GSK10-105P | B            | 100 | 27             | 27.5           | 40.3           | 30° | 105 | M100F200    | DSK10               | 2.60         |
| GSK10-135P          | B            | 100 | 27             | 27.5           | 40.3           | 30° | 135 | M100F200    | DSK10               | 2.80         |
| GSK16-105P          | A            | 100 | 40             | 40.5           | -              | -   | 105 | M160F200    | DSK16               | 2.80         |
| GSK16-135P          | A            | 100 | 40             | 40.5           | -              | -   | 135 | M160F200    | DSK16               | 3.10         |
| GSK20-120P          | A            | 100 | 48             | 48.5           | -              | -   | 120 | M160F200    | DSK20               | 3.00         |
| GSK20-150P          | A            | 100 | 48             | 48.5           | -              | -   | 150 | M160F200    | DSK20               | 3.30         |
| GSK25-120P          | A            | 100 | 55             | 55             | -              | -   | 120 | M200F200-P2 | DSK25               | 3.20         |
| GSK25-150P          | A            | 100 | 55             | 55             | -              | -   | 150 | M200F200-P2 | DSK25               | 3.50         |

注: "T"轴向限位螺钉、筒夹与扳手需单独另购。  
Notice: "T" Axial fix screw, collets and wrenches shall be ordered separately.

### 特点 / Feature

- 动平衡设定: G2.5; 25,000 rpm。 ■Balanced: G2.5; 25,000 rpm;
- 3D处径向跳动 ≤ 0.005 mm。 ■Runout (X3D): ≤ 0.005 mm.



| 型号<br>Specification | D        | d1  | d2 | L  | T   | 重量<br>Weight |      |
|---------------------|----------|-----|----|----|-----|--------------|------|
| HSK40A-             | ER20-80  | 40  | 34 | 20 | 80  | -            | 0.55 |
|                     | ER25-80  | 40  | 42 | 25 | 80  | -            | 0.65 |
|                     | ER32-100 | 40  | 50 | 32 | 100 | M160F200     | 0.90 |
| HSK50A-             | ER16-75  | 50  | 28 | 16 | 75  | -            | 0.50 |
|                     | ER16-100 | 50  | 28 | 16 | 100 | M100F200     | 0.60 |
|                     | ER20-75  | 50  | 34 | 20 | 75  | -            | 0.70 |
|                     | ER20-100 | 50  | 34 | 20 | 100 | M120F200     | 0.90 |
|                     | ER25-80  | 50  | 42 | 25 | 80  | -            | 1.00 |
|                     | ER25-100 | 50  | 42 | 25 | 100 | M160F200     | 1.10 |
|                     | ER25-135 | 50  | 42 | 25 | 135 | M160F200     | 1.40 |
|                     | ER32-100 | 50  | 50 | 32 | 100 | -            | 1.45 |
|                     | ER32-135 | 50  | 50 | 32 | 135 | M160F200     | 1.90 |
|                     | ER32-160 | 50  | 50 | 32 | 160 | M160F200     | 2.40 |
| HSK63A-             | ER16-75  | 63  | 28 | 16 | 75  | -            | 1.00 |
|                     | ER16-100 | 63  | 28 | 16 | 100 | M100F200     | 1.10 |
|                     | ER16-120 | 63  | 28 | 16 | 120 | M100F200     | 1.20 |
|                     | ER16-160 | 63  | 28 | 16 | 160 | M100F200     | 1.40 |
|                     | ER20-80  | 63  | 34 | 20 | 80  | -            | 1.00 |
|                     | ER20-100 | 63  | 34 | 20 | 100 | M120F200     | 1.20 |
|                     | ER20-120 | 63  | 34 | 20 | 120 | M120F200     | 1.30 |
|                     | ER20-160 | 63  | 34 | 20 | 160 | M120F200     | 1.70 |
|                     | ER25-80  | 63  | 42 | 25 | 80  | -            | 1.10 |
|                     | ER25-100 | 63  | 42 | 25 | 100 | M160F200     | 1.40 |
|                     | ER25-120 | 63  | 42 | 25 | 120 | M160F200     | 1.80 |
|                     | ER25-150 | 63  | 42 | 25 | 150 | M160F200     | 2.00 |
|                     | ER32-100 | 63  | 50 | 32 | 100 | -            | 1.60 |
|                     | ER32-125 | 63  | 50 | 32 | 125 | M160F200     | 2.00 |
|                     | ER32-160 | 63  | 50 | 32 | 160 | M160F200     | 2.50 |
| HSK100A-            | ER40-100 | 63  | 63 | 40 | 100 | -            | 2.40 |
|                     | ER40-120 | 63  | 63 | 40 | 120 | M200F200-P2  | 2.60 |
|                     | ER40-160 | 63  | 63 | 40 | 160 | M200F200-P2  | 2.95 |
|                     | ER16-100 | 100 | 28 | 16 | 100 | M100F200     | 3.40 |
| HSK100A-            | ER16-160 | 100 | 28 | 16 | 160 | M100F200     | 3.70 |
|                     | ER20-100 | 100 | 34 | 20 | 100 | M120F200     | 3.50 |
|                     | ER20-160 | 100 | 34 | 20 | 160 | M120F200     | 3.90 |
|                     | ER25-100 | 100 | 42 | 25 | 100 | M160F200     | 3.70 |
|                     | ER25-160 | 100 | 42 | 25 | 160 | M160F200     | 4.20 |
|                     | ER25-200 | 100 | 42 | 25 | 200 | M160F200     | 4.70 |
|                     | ER32-100 | 100 | 50 | 32 | 100 | -            | 3.90 |
|                     | ER32-160 | 100 | 50 | 32 | 160 | M160F200     | 4.70 |
|                     | ER32-200 | 100 | 50 | 32 | 200 | M160F200     | 5.20 |

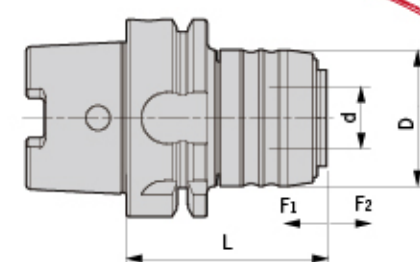
转下页  
See next page

| 型号<br>Specification | D   | d1 | d2 | L   | L1  | T           | 重量<br>Weight |
|---------------------|-----|----|----|-----|-----|-------------|--------------|
| HSK100A- ER40-100   | 100 | 63 | 40 | 100 | 71  | M200F200-P2 | 4.30         |
| ER40-160            | 100 | 63 | 40 | 160 | 131 | M200F200-P2 | 5.00         |
| ER40-200            | 100 | 63 | 40 | 200 | 171 | M200F200-P2 | 5.60         |

注：筒夹和扳手需单独订购。  
Notice: Collets and wrenchs shall be ordered separately.

## 特点 / Feature

- 动平衡设定: G6.3; 15,000 rpm.
- 3D处径向跳动 ≤ 0.01 mm.
- Balanced: G6.3; 15,000 rpm;
- Runout (X3D): ≤ 0.01 mm.

HSK-A-VER Split Synch Tapping Chuck  
HSK-A-VER 分体式微补偿攻牙刀柄

| 型号<br>Specification | D         | d    | L  | F1  | F2  | 攻牙能力<br>Tapping capacity | 适用延长杆<br>Suit extender | 重量<br>Weight |      |
|---------------------|-----------|------|----|-----|-----|--------------------------|------------------------|--------------|------|
| HSK40A-             | VER16-69  | 43.5 | 20 | 69  | 0.2 | 1                        | M3-M12                 | VER16-M24    | 0.54 |
|                     | VER20-80  | 52   | 25 | 80  | 0.2 | 1                        | M5-M16                 | VER20-M26    | 0.59 |
|                     | VER25-90  | 60   | 32 | 90  | 0.2 | 1                        | M6-M20                 | VER25-M28    | 0.65 |
| HSK50A-             | VER16-70  | 43.5 | 20 | 70  | 0.2 | 1                        | M3-M12                 | VER16-M24    | 0.66 |
|                     | VER20-87  | 52   | 25 | 87  | 0.2 | 1                        | M5-M16                 | VER20-M26    | 0.80 |
|                     | VER25-97  | 60   | 32 | 97  | 0.2 | 1                        | M6-M20                 | VER25-M28    | 0.96 |
| HSK63A-             | VER16-64  | 43.5 | 20 | 64  | 0.2 | 1                        | M3-M12                 | VER16-M24    | 0.88 |
|                     | VER20-87  | 52   | 25 | 87  | 0.2 | 1                        | M5-M16                 | VER20-M26    | 1.06 |
|                     | VER25-97  | 60   | 32 | 97  | 0.2 | 1                        | M6-M20                 | VER25-M28    | 1.21 |
|                     | VER32-113 | 72   | 40 | 113 | 0.2 | 1                        | M10-M24                | VER32-M30    | 1.61 |
|                     | VER40-122 | 87   | 50 | 122 | 0.2 | 1                        | M14-M33                | VER40-M32    | 1.85 |
| HSK100A-            | VER16-70  | 43.5 | 20 | 70  | 0.2 | 1                        | M3-M12                 | VER16-M24    | 3.21 |
|                     | VER20-82  | 52   | 25 | 82  | 0.2 | 1                        | M5-M16                 | VER20-M26    | 3.58 |
|                     | VER25-91  | 60   | 32 | 91  | 0.2 | 1                        | M6-M20                 | VER25-M28    | 3.95 |
|                     | VER32-110 | 72   | 40 | 110 | 0.2 | 1                        | M10-M24                | VER32-M30    | 4.25 |
|                     | VER40-115 | 87   | 50 | 115 | 0.2 | 1                        | M14-M33                | VER40-M32    | 4.45 |

注：延长杆、筒夹和扳手需单独订购。  
Notice: Extender, collets and wrenchs shall be ordered separately.

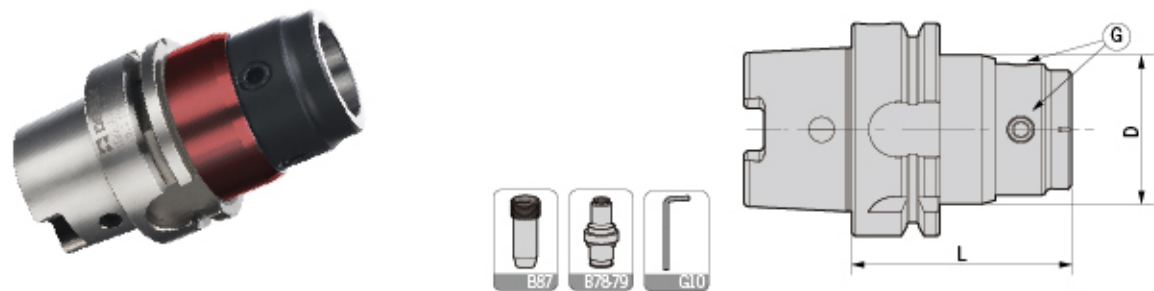
## 特点 / Feature

- 显著提高丝锥使用寿命80%以上。
- 有效提高加工生产效率2-4倍。
- 明显提高表面加工质量与精度。
- 选用ER攻丝专用筒夹夹持。
- 无需依赖设备精度。
- 挤压丝锥首选。
- Tap tool life increased by 80% and above;
- Work efficiency increased 2 to 4 times;
- Better workpiece surface quality;
- With ER tapping collet;
- Best choice for squeeze taps.

# TPG/TPM

HSK-A-TPG Split Rigid Tapping Chuck  
HSK-A-TPG 分体式刚性攻牙刀柄

**NEW**



| 型号<br>Specification   | D  | L  | G            | 适用筒夹<br>Suit collet | L型扳手<br>Wrench | 攻牙能力<br>Tapping capacity | 重量<br>Weight |
|-----------------------|----|----|--------------|---------------------|----------------|--------------------------|--------------|
| <b>HSK63A-TPG312</b>  | 44 | 65 | M080Z100-30P | TPE312              | L04D           | M3-M12                   | 0.89         |
| TPG1022               | 56 | 94 | M100Z120-30P | TPE1024             | L05D           | M10-M24                  | 1.54         |
| <b>HSK100A-TPG312</b> | 44 | 70 | M080Z100-30P | TPE312              | L04D           | M3-M12                   | 2.31         |
| TPG1022               | 56 | 80 | M100Z120-30P | TPE1024             | L05D           | M10-M24                  | 2.48         |

注：筒夹需单独订购。  
Notice: Collets shall be ordered separately.

## 特点 / Feature

- 采用法兰接触设计，以求更优秀的刚性和同心度。
- 支持丝锥快速更换。
- 中心内冷设计。
- 筒夹长度6种选择（33~200mm）。
- Flange design, supply for better synchrony & rigidity.
- Quick assembling for taps.
- With internal coolant system.
- 6 sizes available for tapping collet (33~200mm) .

HSK-TPM Tapping Chuck With High Rigidity  
HSK-TPM 扭力伸缩攻牙刀柄



| 型号<br>Specification   | D  | F1 | F2 | L   | 适用筒夹<br>Suit collet | 攻牙能力<br>Tapping capacity | 重量<br>Weight |
|-----------------------|----|----|----|-----|---------------------|--------------------------|--------------|
| <b>HSK63A-TPM316</b>  | 50 | 10 | 20 | 140 | TPD316              | M3-M16                   | 1.79         |
| TPM830                | 66 | 10 | 25 | 170 | TPD830              | M8-M30                   | 2.78         |
| <b>HSK100A-TPM316</b> | 50 | 10 | 20 | 145 | TPD316              | M3-M16                   | 3.16         |
| TPM830                | 66 | 10 | 25 | 175 | TPD830              | M8-M30                   | 4.39         |

注：筒夹需单独订购。  
Notice: Collets shall be ordered separately.

# HPM

HSK-A-HPM High-Speed Power Chuck  
HSK-A-HPM 高速强力刀柄



| 型号<br>Specification      | 夹持范围<br>Clamping range | D   | d1 | d2 | L   | 适用筒夹<br>Suit collet | 重量<br>Weight |
|--------------------------|------------------------|-----|----|----|-----|---------------------|--------------|
| <b>HSK50A-HPM16-80</b>   | 3-16                   | 50  | 46 | 16 | 80  | SC16                | 1.00         |
| <b>HSK63A-HPM16-80</b>   | 3-16                   | 63  | 46 | 16 | 80  | SC16                | 1.30         |
| HPM16-100                | 3-16                   | 63  | 46 | 16 | 100 | SC16                | 1.50         |
| HPM20-110                | 6-20                   | 63  | 55 | 20 | 110 | SC20                | 1.70         |
| HPM32-110                | 6-32                   | 63  | 68 | 32 | 110 | SC32                | 2.50         |
| <b>HSK100A-HPM16-115</b> | 3-16                   | 100 | 46 | 16 | 115 | SC16                | 3.60         |
| HPM20-105                | 6-20                   | 100 | 55 | 20 | 105 | SC20                | 4.20         |
| HPM32-105                | 6-32                   | 100 | 68 | 32 | 105 | SC32                | 4.50         |
| HPM32-135                | 6-32                   | 100 | 68 | 32 | 135 | SC32                | 5.00         |

注：扳手和筒夹需单独订购。  
Notice: Wrench and collets shall be ordered separately.

## 特点 / Feature

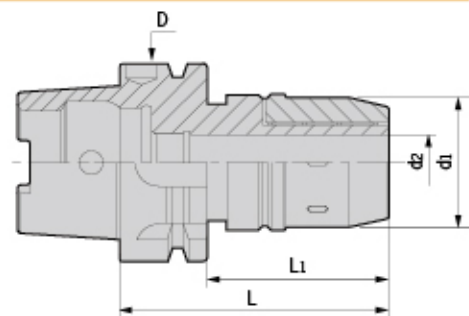
- 动平衡设定: G2.5; 20,000 rpm.
- 3D处径向跳动 ≤ 0.01mm.
- Balanced: G2.5; 20,000 rpm;
- Runout (X3D): ≤ 0.01mm.

# HPC

HSK-A-HPC High-Speed Power Chuck  
HSK-A-HPC 高速强力刀柄



MAX  
30,000  
min<sup>-1</sup>



| 型号<br>Specification | 夹持范围<br>Clamping range | D   | d1   | d2 | L1  | L   | 适用筒夹<br>Suit collet | 重量<br>Weight |
|---------------------|------------------------|-----|------|----|-----|-----|---------------------|--------------|
| HSK63A- HPC16-80    | 6-16                   | 63  | 50   | 16 | 54  | 80  | SC16                | 1.28         |
| HPC16-110           | 6-16                   | 63  | 50   | 16 | 84  | 110 | SC16                | 1.64         |
| HPC20-110           | 6-20                   | 63  | 51.5 | 20 | 84  | 110 | SC20                | 1.70         |
| HPC25-110           | 6-25                   | 63  | 61   | 25 | 84  | 110 | SC25                | 1.99         |
| HPC25-145           | 6-25                   | 63  | 61   | 25 | 119 | 145 | SC25                | 2.76         |
| HPC32-110           | 6-32                   | 63  | 70.5 | 32 | 84  | 110 | SC32                | 2.20         |
| HSK100A- HPC16-85   | 6-16                   | 100 | 50   | 16 | 56  | 85  | SC16                | 2.66         |
| HPC16-115           | 6-16                   | 100 | 50   | 16 | 86  | 115 | SC16                | 3.05         |
| HPC20-105           | 6-20                   | 100 | 51.5 | 20 | 76  | 105 | SC20                | 4.10         |
| HPC25-95            | 6-25                   | 100 | 61   | 25 | 66  | 95  | SC25                | 3.11         |
| HPC25-115           | 6-25                   | 100 | 61   | 25 | 86  | 115 | SC25                | 3.45         |
| HPC25-125           | 6-25                   | 100 | 61   | 25 | 96  | 125 | SC25                | 3.68         |
| HPC25-150           | 6-25                   | 100 | 61   | 25 | 121 | 150 | SC32                | 4.23         |
| HPC32-105           | 6-32                   | 100 | 70.5 | 32 | 76  | 105 | SC32                | 4.90         |
| HPC32-135           | 6-32                   | 100 | 70.5 | 32 | 106 | 135 | SC32                | 5.80         |
| HPC32-165           | 6-32                   | 100 | 70.5 | 32 | 136 | 165 | SC32                | 6.70         |
| HPC42-115           | 6-42                   | 100 | 86   | 42 | 86  | 115 | SC42                | 5.50         |

注：报价时含扳手，筒夹需单独订购。  
Notice: Wrench is included, while collet shall be ordered separately.

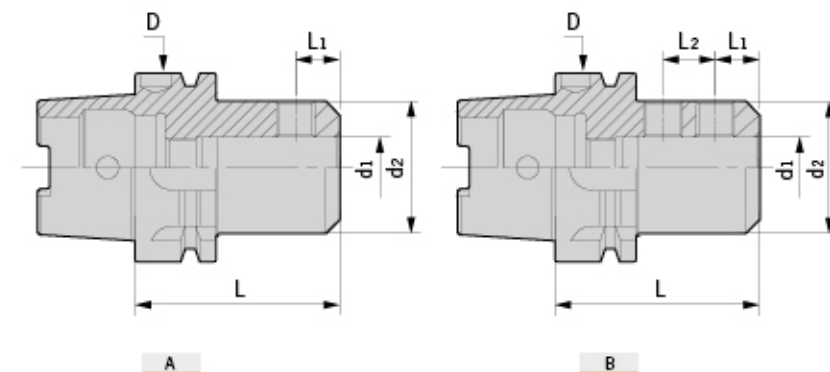
### 特点 / Feature

- 动平衡设定: G6.3; 15,000 rpm.
- 3D处径向跳动≤0.01mm.

- Balanced: G6.3; 15,000 rpm;
- Runout (X3D): ≤ 0.01 mm.

# SLN

HSK-A-SLN Side-lock Holder  
HSK-A-SLN侧固式刀柄

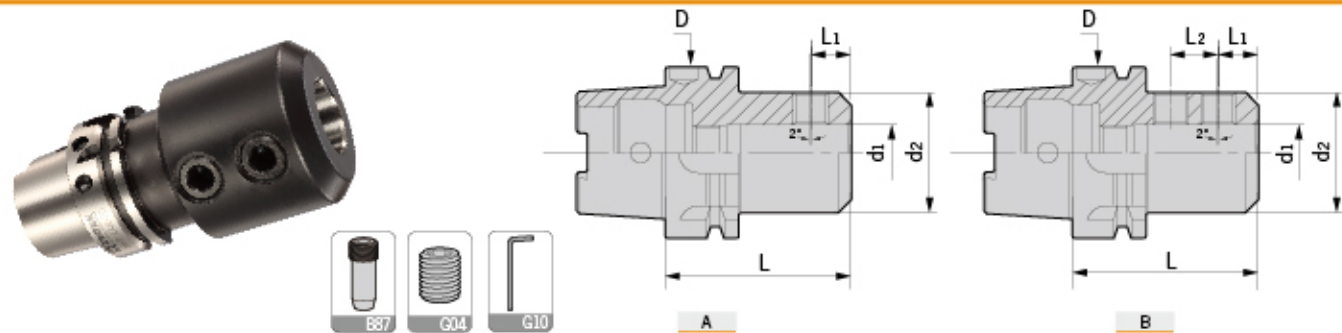


| 型号<br>Specification | 图示<br>Figure | D   | d1 | d2   | L   | L1   | L2 | 侧面压紧螺钉<br>Side-lock screw | 重量<br>Weight |
|---------------------|--------------|-----|----|------|-----|------|----|---------------------------|--------------|
| HSK50A- SLN6-65     | A            | 50  | 6  | 25   | 65  | 18   | -  | M060U100                  | 0.70         |
| SLN8-65             | A            | 50  | 8  | 28   | 65  | 18   | -  | M080U100                  | 0.80         |
| SLN10-65            | A            | 50  | 10 | 35   | 65  | 20   | -  | M100U120                  | 0.80         |
| SLN12-80            | A            | 50  | 12 | 41.5 | 80  | 22.5 | -  | M120U160                  | 1.20         |
| SLN16-80            | A            | 50  | 16 | 48   | 80  | 24   | -  | M140U160                  | 1.30         |
| SLN20-80            | A            | 50  | 20 | 52   | 80  | 25   | -  | M160U160                  | 1.50         |
| HSK63A- SLN6-65     | A            | 63  | 6  | 25   | 65  | 18   | -  | M060U100                  | 0.90         |
| SLN6-100            | A            | 63  | 6  | 25   | 100 | 18   | -  | M060U100                  | 1.30         |
| SLN8-65             | A            | 63  | 8  | 28   | 65  | 18   | -  | M080U100                  | 1.00         |
| SLN8-100            | A            | 63  | 8  | 28   | 100 | 18   | -  | M080U100                  | 1.40         |
| SLN10-65            | A            | 63  | 10 | 35   | 65  | 20   | -  | M100U120                  | 1.00         |
| SLN10-100           | A            | 63  | 10 | 35   | 100 | 20   | -  | M100U120                  | 1.50         |
| SLN12-80            | A            | 63  | 12 | 42   | 80  | 22.5 | -  | M120U160                  | 1.70         |
| SLN12-120           | A            | 63  | 12 | 42   | 120 | 22.5 | -  | M120U160                  | 2.00         |
| SLN16-80            | A            | 63  | 16 | 48   | 80  | 24   | -  | M140U160                  | 1.70         |
| SLN16-120           | A            | 63  | 16 | 48   | 120 | 24   | -  | M140U160                  | 2.10         |
| SLN20-80            | A            | 63  | 20 | 52   | 80  | 25   | -  | M160U160                  | 1.80         |
| SLN20-120           | A            | 63  | 20 | 52   | 120 | 25   | -  | M160U160                  | 2.40         |
| SLN25-110           | B            | 63  | 25 | 65   | 110 | 24   | 25 | M180Z200P                 | 2.50         |
| SLN25-160           | B            | 63  | 25 | 65   | 160 | 24   | 25 | M180Z200P                 | 2.65         |
| SLN32-110           | B            | 63  | 32 | 72   | 110 | 24   | 28 | M200Z200P                 | 2.70         |
| SLN32-160           | B            | 63  | 32 | 72   | 160 | 24   | 28 | M200Z200P                 | 3.00         |
| HSK100A- SLN6-80    | A            | 100 | 6  | 25   | 80  | 18   | -  | M060U100                  | 3.00         |
| SLN6-130            | A            | 100 | 6  | 25   | 130 | 18   | -  | M060U100                  | 3.20         |
| SLN8-80             | A            | 100 | 8  | 28   | 80  | 18   | -  | M080U100                  | 3.20         |
| SLN8-130            | A            | 100 | 8  | 28   | 130 | 18   | -  | M080U100                  | 3.40         |
| SLN10-80            | A            | 100 | 10 | 35   | 80  | 20   | -  | M100U120                  | 3.40         |
| SLN10-130           | A            | 100 | 10 | 35   | 130 | 20   | -  | M100U120                  | 3.70         |
| SLN12-80            | A            | 100 | 12 | 42   | 80  | 22.5 | -  | M120U160                  | 3.40         |
| SLN12-130           | A            | 100 | 12 | 42   | 130 | 22.5 | -  | M120U160                  | 3.70         |
| SLN16-100           | A            | 100 | 16 | 48   | 100 | 24   | -  | M140U160                  | 3.80         |
| SLN16-160           | A            | 100 | 16 | 48   | 160 | 24   | -  | M140U160                  | 4.10         |
| SLN20-100           | A            | 100 | 20 | 52   | 100 | 25   | -  | M160U160                  | 3.90         |
| SLN20-160           | A            | 100 | 20 | 52   | 160 | 25   | -  | M160U160                  | 3.80         |
| SLN25-100           | B            | 100 | 25 | 65   | 100 | 24   | 25 | M180Z200P                 | 4.00         |
| SLN25-160           | B            | 100 | 25 | 65   | 160 | 24   | 25 | M180Z200P                 | 4.40         |
| SLN32-100           | B            | 100 | 32 | 72   | 100 | 24   | 28 | M200Z200P                 | 4.10         |
| SLN32-160           | B            | 100 | 32 | 72   | 160 | 24   | 28 | M200Z200P                 | 4.50         |

注：扳手需单独订购。  
Notice: Wrenches shall be ordered separately.

# SLNB/MTA

HSK-A-SLNB Side-lock Holder  
HSK-A-SLNB侧固式刀柄



| 型号<br>Specification | 图示<br>Figure | D | d1  | d2 | L  | L1  | L2   | 侧面压紧螺钉<br>Side-lock screw | 重量<br>Weight |      |
|---------------------|--------------|---|-----|----|----|-----|------|---------------------------|--------------|------|
| HSK63A-             | SLNB6-80     | A | 63  | 6  | 25 | 80  | 18   | -                         | M060U100     | 0.90 |
|                     | SLNB8-80     | A | 63  | 8  | 28 | 80  | 18   | -                         | M080U100     | 1.00 |
|                     | SLNB10-80    | A | 63  | 10 | 35 | 80  | 20   | -                         | M100U120     | 1.00 |
|                     | SLNB12-90    | A | 63  | 12 | 42 | 90  | 22.5 | -                         | M120U140     | 1.70 |
|                     | SLNB16-100   | A | 63  | 16 | 48 | 100 | 24   | -                         | M140U160     | 1.70 |
|                     | SLNB20-100   | A | 63  | 20 | 52 | 100 | 25   | -                         | M160U160     | 1.80 |
|                     | SLNB25-110   | B | 63  | 25 | 65 | 110 | 24   | 22                        | M180Z200P    | 2.50 |
|                     | SLNB32-110   | B | 63  | 32 | 72 | 110 | 24   | 24                        | M200Z180P    | 2.70 |
| HSK100A-            | SLNB6-90     | A | 100 | 6  | 25 | 90  | 18   | -                         | M060U080     | 3.00 |
|                     | SLNB8-90     | A | 100 | 8  | 28 | 90  | 18   | -                         | M080U080     | 3.20 |
|                     | SLNB10-90    | A | 100 | 10 | 35 | 90  | 20   | -                         | M100U120     | 3.40 |
|                     | SLNB12-100   | A | 100 | 12 | 42 | 100 | 22.5 | -                         | M120U140     | 3.40 |
|                     | SLNB16-100   | A | 100 | 16 | 48 | 100 | 24   | -                         | M140U160     | 3.80 |
|                     | SLNB20-110   | A | 100 | 20 | 52 | 110 | 25   | -                         | M160U250     | 3.90 |
|                     | SLNB25-120   | B | 100 | 25 | 65 | 120 | 24   | 22                        | M180Z200P    | 4.00 |
|                     | SLNB32-120   | B | 100 | 32 | 72 | 120 | 24   | 24                        | M200Z200P    | 4.10 |

注：报价时含扳手，筒夹需单独订购。  
Notice: Wrenches shall be ordered separately.

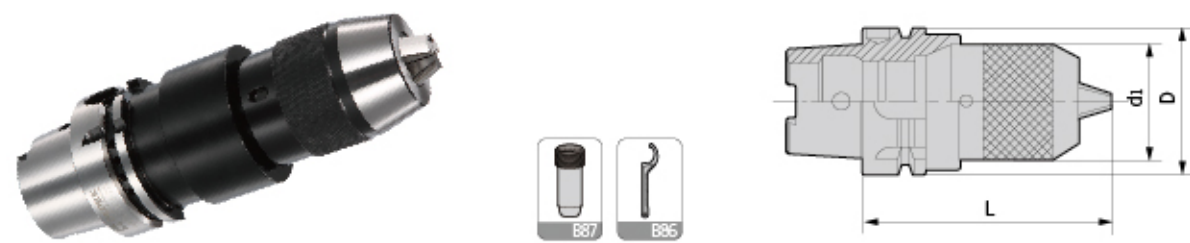
HSK-A-MTA Morse Taper Adapter  
HSK-A-MTA莫式锥套刀柄（钻头套筒）



| 型号<br>Specification | D        | d1  | d2 | L      | 重量<br>Weight |      |
|---------------------|----------|-----|----|--------|--------------|------|
| HSK50A-             | MTA1-100 | 50  | 25 | 12.065 | 100          | 1.50 |
|                     | MTA2-120 | 50  | 32 | 17.780 | 120          | 1.80 |
|                     | MTA3-140 | 50  | 40 | 23.825 | 140          | 1.90 |
| HSK63A-             | MTA1-100 | 63  | 25 | 12.065 | 100          | 1.90 |
|                     | MTA2-120 | 63  | 32 | 17.780 | 120          | 2.00 |
|                     | MTA3-140 | 63  | 40 | 23.825 | 140          | 2.20 |
|                     | MTA4-160 | 63  | 48 | 31.267 | 160          | 2.50 |
| HSK100A-            | MTA1-110 | 100 | 25 | 12.065 | 110          | 3.40 |
|                     | MTA2-120 | 100 | 32 | 17.780 | 120          | 3.80 |
|                     | MTA3-150 | 100 | 40 | 23.825 | 150          | 4.00 |
|                     | MTA4-170 | 100 | 48 | 31.267 | 170          | 4.60 |
|                     | MTA5-200 | 100 | 63 | 44.299 | 200          | 5.20 |

# SPU/FMB

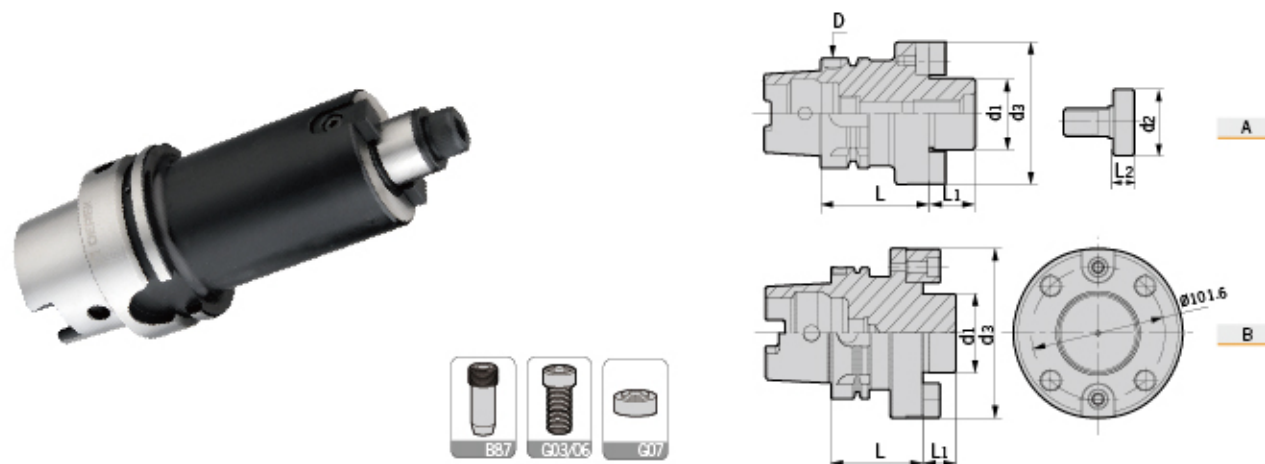
HSK-A-SPU Drill Chuck Holder  
HSK-A-SPU直结式钻夹头刀柄



| 型号<br>Specification | D         | d1  | d2 | L   | 偏摆精度<br>3D | 重量<br>Weight |      |
|---------------------|-----------|-----|----|-----|------------|--------------|------|
| HSK50A- SPU8-120    | 50        | 37  | 8  | 120 | 0.05       | 1.61         |      |
| HSK63A-             | SPU13-150 | 63  | 50 | 13  | 150        | 0.05         | 2.65 |
|                     | SPU16-155 | 63  | 57 | 16  | 155        | 0.05         | 3.12 |
| HSK100A-            | SPU13-155 | 100 | 50 | 13  | 155        | 0.05         | 4.23 |
|                     | SPU16-160 | 100 | 57 | 16  | 160        | 0.05         | 4.55 |

注：报价时含扳手。  
Notice: Wrench is included.

HSK-A-FMB Face Mill Holder  
HSK-A-FMB平面铣刀柄



| 型号<br>Specification | 图示<br>Figure | D | d1  | d2 | d3   | L   | L1  | L2 | 刀盘锁紧螺钉<br>Locking screw for cutter | 垫圈<br>Washer | 重量<br>Weight |      |
|---------------------|--------------|---|-----|----|------|-----|-----|----|------------------------------------|--------------|--------------|------|
| HSK50A-             | FMB22-60     | A | 50  | 22 | 26   | 48  | 60  | 18 | 14                                 | E100U300     | -            | 1.00 |
|                     | FMB27-60     | A | 50  | 27 | 31.5 | 60  | 60  | 20 | 16                                 | E120U300     | FM-1         | 1.10 |
| HSK63A-             | FMB22-50     | A | 63  | 22 | 26   | 48  | 50  | 18 | -                                  | E100U300     | -            | 1.30 |
|                     | FMB22-100    | A | 63  | 22 | 26   | 48  | 100 | 18 | -                                  | E100U300     | -            | 1.80 |
|                     | FMB27-60     | A | 63  | 27 | 31.5 | 60  | 60  | 20 | 16                                 | E120U300     | FM-1         | 1.60 |
|                     | FMB27-100    | A | 63  | 27 | 31.5 | 60  | 100 | 20 | 16                                 | E120U300     | FM-1         | 2.30 |
|                     | FMB32-60     | A | 63  | 32 | 41   | 78  | 60  | 22 | 16                                 | E160U350     | FM-2         | 2.00 |
|                     | FMB32-100    | A | 63  | 32 | 41   | 78  | 100 | 22 | 16                                 | E160U350     | FM-2         | 2.80 |
| HSK100A-            | FMB40-60     | A | 63  | 40 | 48   | 80  | 60  | 25 | 20.5                               | E160U350     | FM-3         | 2.20 |
|                     | FMB22-50     | A | 100 | 22 | 26   | 48  | 50  | 18 | 14                                 | E100U300     | -            | 2.90 |
|                     | FMB22-100    | A | 100 | 22 | 26   | 48  | 100 | 18 | 14                                 | E100U300     | -            | 3.90 |
|                     | FMB27-50     | A | 100 | 27 | 31.5 | 60  | 50  | 20 | 16                                 | E120U300     | FM-1         | 2.90 |
|                     | FMB27-100    | A | 100 | 27 | 31.5 | 60  | 100 | 20 | 16                                 | E120U300     | FM-1         | 3.70 |
|                     | FMB32-50     | A | 100 | 32 | 41   | 78  | 50  | 22 | 16                                 | E160Z350-40  | -            | 3.80 |
|                     | FMB32-100    | A | 100 | 32 | 41   | 78  | 100 | 22 | 16                                 | E160Z350-40  | -            | 4.80 |
|                     | FMB40-60     | A | 100 | 40 | 48   | 80  | 60  | 25 | 20.5                               | E200Z350-50  | -            | 4.10 |
|                     | FMB40-100    | A | 100 | 40 | 48   | 80  | 100 | 25 | 20.5                               | E200Z350-50  | -            | 4.90 |
|                     | FMB60F-70    | B | 100 | 60 | -    | 129 | 70  | 32 | -                                  | E160U500     | -            | 5.50 |

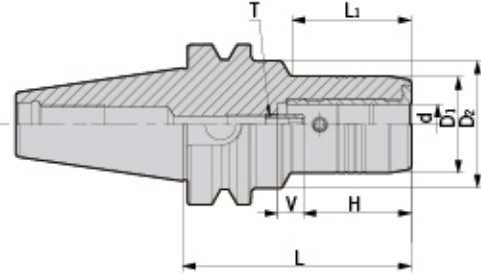
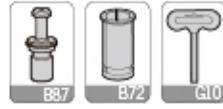


# DHP

BT-DHP Hydraulic Chuck  
BT-DHP 液压刀柄



MAX  
30,000  
min<sup>-1</sup>



| 型号<br>Specification  | d  | D1 | D2 | L   | H    | V  | L1  | T           | 压紧螺钉<br>Insert Screw | 适用筒夹<br>Suit collet | 扳手<br>Wrench | 重量<br>Weight |
|----------------------|----|----|----|-----|------|----|-----|-------------|----------------------|---------------------|--------------|--------------|
| <b>BT30-</b> DHP6-70 | 6  | 28 | 45 | 70  | 27.5 | 10 | 28  | M050Z150-D  | M080U120-D           | -                   | T04-L        | 0.68         |
| DHP8-70              | 8  | 30 | 45 | 70  | 27.5 | 10 | 30  | M060Z150-D  | M080U140-D           | -                   | T04-L        | 0.71         |
| DHP10-75             | 10 | 32 | 45 | 75  | 32.5 | 10 | 38  | M060Z150-D  | M080U140-D           | -                   | T04-L        | 0.73         |
| DHP12-75             | 12 | 34 | 45 | 75  | 37.5 | 10 | 36  | M060Z150-D  | M080U120-D           | D12/OD12            | T04-L        | 0.78         |
| DHP14-85             | 14 | 36 | 45 | 85  | 37.5 | 10 | 44  | M060Z150-D  | M080U140-D           | -                   | T04-L        | 0.83         |
| DHP16-90             | 16 | 38 | 45 | 90  | 42.5 | 10 | 48  | M080Z150P-D | M080U140-D           | -                   | T04-L        | 0.92         |
| DHP18-90             | 18 | 41 | 45 | 90  | 42.5 | 10 | 48  | M080Z150P-D | M080U140-D           | -                   | T04-L        | 0.95         |
| DHP20-90             | 20 | 43 | -  | 90  | 42.5 | 10 | -   | M080Z150P-D | M080U140-D           | D20/OD20            | T04-L        | 0.98         |
| <b>BT40-</b> DHP6-65 | 6  | 28 | 50 | 65  | 27.5 | 10 | 23  | M050Z150-D  | M080U120-D           | -                   | T04-L        | 1.26         |
| DHP6-90              | 6  | 28 | 50 | 90  | 27.5 | 10 | 44  | M050Z150-D  | M080U120-D           | -                   | T04-L        | 1.42         |
| DHP6-140             | 6  | 28 | 50 | 140 | 27.5 | 10 | 44  | M050Z150-D  | M080U120-D           | -                   | T04-L        | 2.16         |
| DHP8-65              | 8  | 30 | 50 | 65  | 27.5 | 10 | 30  | M060Z150-D  | M080U140-D           | -                   | T04-L        | 1.26         |
| DHP8-90              | 8  | 30 | 50 | 90  | 27.5 | 10 | 39  | M060Z150-D  | M080U140-D           | -                   | T04-L        | 1.43         |
| DHP8-140             | 8  | 30 | 50 | 140 | 27.5 | 10 | 44  | M060Z150-D  | M080U140-D           | -                   | T04-L        | 2.20         |
| DHP10-65             | 10 | 32 | 50 | 65  | 32.5 | 10 | 23  | M060Z150-D  | M080U140-D           | -                   | T04-L        | 1.26         |
| DHP10-90             | 10 | 32 | 50 | 90  | 32.5 | 10 | 44  | M060Z150-D  | M080U140-D           | -                   | T04-L        | 1.45         |
| DHP10-140            | 10 | 32 | 50 | 140 | 32.5 | 10 | 44  | M060Z150-D  | M080U140-D           | -                   | T04-L        | 2.40         |
| DHP12-65             | 12 | 34 | 50 | 65  | 37.5 | 10 | 23  | M060Z150-D  | M080U120-D           | D12/OD12            | T04-L        | 1.26         |
| DHP12-90             | 12 | 34 | 50 | 90  | 37.5 | 10 | 44  | M060Z150-D  | M080U120-D           | D12/OD12            | T04-L        | 1.46         |
| DHP12-140            | 12 | 34 | 50 | 140 | 37.5 | 10 | 44  | M060Z150-D  | M080U120-D           | D12/OD12            | T04-L        | 2.60         |
| DHP14-65             | 14 | 36 | 50 | 65  | 37.5 | 10 | 23  | M060Z150-D  | M080U140-D           | -                   | T04-L        | 1.26         |
| DHP14-90             | 14 | 36 | 50 | 90  | 37.5 | 10 | 44  | M060Z150-D  | M080U140-D           | -                   | T04-L        | 1.48         |
| DHP14-140            | 14 | 36 | 50 | 140 | 37.5 | 10 | 44  | M060Z150-D  | M080U140-D           | -                   | T04-L        | 2.80         |
| DHP16-65             | 16 | 38 | 50 | 65  | 42.5 | 10 | 23  | M080Z150P-D | M080U140-D           | -                   | T04-L        | 1.27         |
| DHP16-90             | 16 | 38 | 50 | 90  | 42.5 | 10 | 48  | M080Z150P-D | M080U140-D           | -                   | T04-L        | 1.50         |
| DHP16-140            | 16 | 38 | 50 | 140 | 42.5 | 10 | 48  | M080Z150P-D | M080U140-D           | -                   | T04-L        | 2.80         |
| DHP18-75             | 18 | 41 | 50 | 75  | 42.5 | 10 | 30  | M080Z150P-D | M080U140-D           | -                   | T04-L        | 1.35         |
| DHP18-90             | 18 | 41 | 50 | 90  | 42.5 | 10 | 48  | M080Z150P-D | M080U140-D           | -                   | T04-L        | 1.53         |
| DHP18-140            | 18 | 41 | 50 | 140 | 42.5 | 10 | 48  | M080Z150P-D | M080U140-D           | -                   | T04-L        | 2.85         |
| DHP25-100            | 25 | 57 | -  | 100 | 51   | 10 | 73  | M160Z150P-D | M100U120-D           | -                   | T05-L        | 2.05         |
| DHP25-135            | 25 | 57 | -  | 135 | 51   | 10 | 108 | M160Z150P-D | M100U120-D           | -                   | T05-L        | 2.75         |
| DHP32-105            | 32 | 63 | -  | 100 | 55   | 10 | -   | M160Z150P-D | M100U180-D           | D32/OD32            | T05-L        | 2.28         |
| DHP32-135            | 32 | 63 | -  | 135 | 55   | 10 | -   | M160Z150P-D | M100U180-D           | D32/OD32            | T05-L        | 2.95         |

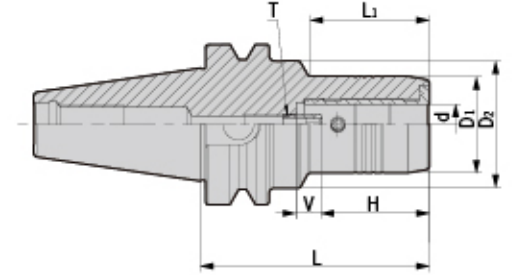
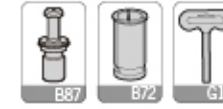
转下页  
See next page

# DHP

BT-DHP Hydraulic Chuck  
BT-DHP 液压刀柄



MAX  
30,000  
min<sup>-1</sup>



| 型号<br>Specification  | d  | D1 | D2 | L   | H    | V  | L1  | T           | 压紧螺钉<br>Insert Screw | 适用筒夹<br>Suit collet | 扳手<br>Wrench | 重量<br>Weight |
|----------------------|----|----|----|-----|------|----|-----|-------------|----------------------|---------------------|--------------|--------------|
| <b>BT50-</b> DHP6-90 | 6  | 28 | 50 | 90  | 27.5 | 10 | 23  | M050Z150-D  | M080U120-D           | -                   | T04-L        | 4.03         |
| DHP6-120             | 6  | 28 | 50 | 120 | 27.5 | 10 | 44  | M050Z150-D  | M080U120-D           | -                   | T04-L        | 4.35         |
| DHP6-140             | 6  | 28 | 50 | 140 | 27.5 | 10 | 44  | M050Z150-D  | M080U120-D           | -                   | T04-L        | 4.65         |
| DHP8-90              | 8  | 30 | 50 | 90  | 27.5 | 10 | 30  | M060Z150-D  | M080U140-D           | -                   | T04-L        | 4.05         |
| DHP8-120             | 8  | 30 | 50 | 120 | 27.5 | 10 | 40  | M060Z150-D  | M080U140-D           | -                   | T04-L        | 4.42         |
| DHP8-140             | 8  | 30 | 50 | 140 | 27.5 | 10 | 44  | M060Z150-D  | M080U140-D           | -                   | T04-L        | 4.68         |
| DHP10-90             | 10 | 32 | 50 | 90  | 32.5 | 10 | 23  | M060Z150-D  | M080U140-D           | -                   | T04-L        | 4.06         |
| DHP10-120            | 10 | 32 | 50 | 120 | 32.5 | 10 | 44  | M060Z150-D  | M080U140-D           | -                   | T04-L        | 4.41         |
| DHP10-140            | 10 | 32 | 50 | 140 | 32.5 | 10 | 44  | M060Z150-D  | M080U140-D           | -                   | T04-L        | 4.71         |
| DHP12-90             | 12 | 34 | 50 | 90  | 37.5 | 10 | 23  | M060Z150-D  | M080U120-D           | D12/OD12            | T04-L        | 4.07         |
| DHP12-120            | 12 | 34 | 50 | 120 | 37.5 | 10 | 44  | M060Z150-D  | M080U120-D           | D12/OD12            | T04-L        | 4.43         |
| DHP12-140            | 12 | 34 | 50 | 140 | 37.5 | 10 | 44  | M060Z150-D  | M080U120-D           | D12/OD12            | T04-L        | 4.73         |
| DHP14-90             | 14 | 36 | 50 | 90  | 37.5 | 10 | 23  | M060Z150-D  | M080U140-D           | -                   | T04-L        | 4.07         |
| DHP14-120            | 14 | 36 | 50 | 120 | 37.5 | 10 | 44  | M060Z150-D  | M080U140-D           | -                   | T04-L        | 4.43         |
| DHP14-140            | 14 | 36 | 50 | 140 | 37.5 | 10 | 44  | M060Z150-D  | M080U140-D           | -                   | T04-L        | 4.72         |
| DHP16-90             | 16 | 38 | 50 | 90  | 42.5 | 10 | 23  | M080Z150P-D | M080U140-D           | -                   | T04-L        | 4.08         |
| DHP16-120            | 16 | 38 | 50 | 120 | 42.5 | 10 | 48  | M080Z150P-D | M080U140-D           | -                   | T04-L        | 4.43         |
| DHP16-140            | 16 | 38 | 50 | 140 | 42.5 | 10 | 48  | M080Z150P-D | M080U140-D           | -                   | T04-L        | 4.73         |
| DHP18-90             | 18 | 41 | 50 | 90  | 42.5 | 10 | 32  | M080Z150P-D | M080U140-D           | -                   | T04-L        | 4.10         |
| DHP18-120            | 18 | 41 | 50 | 120 | 42.5 | 10 | 48  | M080Z150P-D | M080U140-D           | -                   | T04-L        | 4.47         |
| DHP18-140            | 18 | 41 | 50 | 140 | 42.5 | 10 | 48  | M080Z150P-D | M080U140-D           | -                   | T04-L        | 4.75         |
| DHP20-90             | 20 | 43 | 50 | 90  | 42.5 | 10 | 32  | M080Z150P-D | M080U140-D           | D20/OD20            | T04-L        | 4.11         |
| DHP20-120            | 20 | 43 | 50 | 120 | 42.5 | 10 | 48  | M080Z150P-D | M080U140-D           | D20/OD20            | T04-L        | 4.50         |
| DHP20-140            | 20 | 43 | 50 | 140 | 42.5 | 10 | 48  | M080Z150P-D | M080U140-D           | D20/OD20            | T04-L        | 4.79         |
| DHP25-105            | 25 | 57 | -  | 105 | 51   | 10 | 67  | M160Z150P-D | M100U120-D           | -                   | T05-L        | 4.60         |
| DHP25-150            | 25 | 57 | -  | 150 | 51   | 10 | 112 | M160Z150P-D | M100U120-D           | -                   | T05-L        | 5.40         |
| DHP32-115            | 32 | 63 | -  | 115 | 55   | 10 | 77  | M160Z150P-D | M100U180-D           | D32/OD32            | T05-L        | 4.85         |
| DHP32-150            | 32 | 63 | -  | 150 | 55   | 10 | 112 | M160Z150P-D | M100U180-D           | D32/OD32            | T05-L        | 5.67         |

注: 报价时含扳手, 筒夹需单独订购。  
Notice: Wrench is included, while collet shall be ordered separately.

### 特点 / Feature

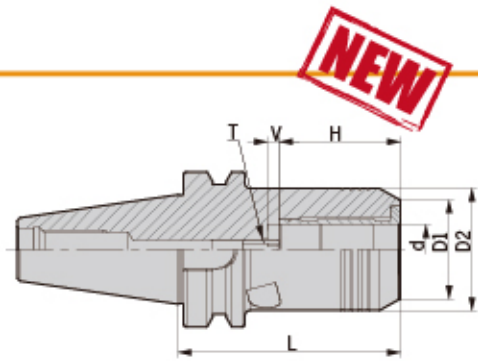
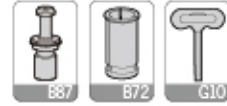
- DHP刀具系列用途高转速、高精密切削加工, 切削效果佳。
- 动平衡设定: G2.5; 20,000 rpm。
- 3D处径向跳动 ≤ 0.003 mm。
- For high-speed and high precision cutting;
- Balanced: G2.5; 20,000 rpm;
- Runout (X3D): ≤ 0.003 mm.

# DHP

## BT-DHP Short Design Hydraulic Chuck BT-DHP 短款液压刀柄



MAX  
30,000  
min<sup>-1</sup>



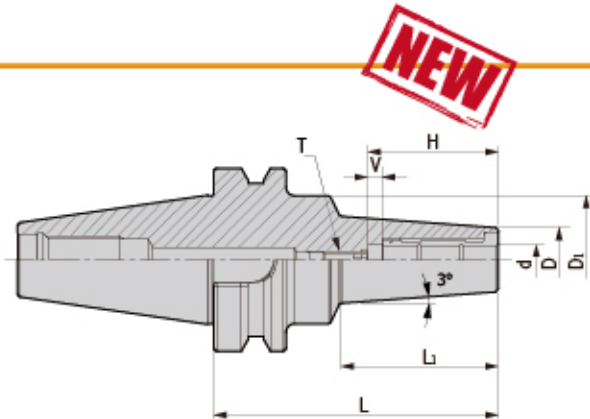
**NEW**

| 型号<br>Specification | d  | D1 | D2   | L    | H    | V  | T           | 压紧螺钉<br>Insert Screw | 适用筒夹<br>Suit collet | 扳手<br>Wrench | 重量<br>Weight |
|---------------------|----|----|------|------|------|----|-------------|----------------------|---------------------|--------------|--------------|
| BT30-DHP20P-85      | 20 | 40 | 44   | 85   | 42.5 | 10 | M080Z150P-D | M080U140-D           | D20/OD20            | T04-L        | 0.96         |
| BT40-DHP20P-72.5    | 20 | 40 | 49.5 | 72.5 | 42.5 | 10 | M080Z150P-D | M080U140-D           | D20/OD20            | T04-L        | 1.46         |
| BT50-DHP32P-90      | 32 | 60 | 72   | 90   | 55   | 10 | M160Z150P-D | M100U180-D           | D32/OD32            | T05-L        | 4.64         |

## BT-DHP Super Slim Hydraulic Chuck BT-DHP 超细长液压刀柄



MAX  
30,000  
min<sup>-1</sup>



**NEW**

| 型号<br>Specification | d  | D  | D1 | H  | V  | L   | L1  | T           | 压紧螺钉<br>Insert Screw | 适用筒夹<br>Suit collet | T型加长扳手<br>Wrench-T | 重量<br>Weight |
|---------------------|----|----|----|----|----|-----|-----|-------------|----------------------|---------------------|--------------------|--------------|
| BT30-DHP4S-85       | 4  | 11 | 46 | 24 | -  | 85  | 42  | -           | M080U120-D           | -                   | T04-L              | 0.70         |
| DHP6S-115           | 6  | 13 | 46 | 40 | 10 | 115 | 74  | M050Z150-D  | M080U120-D           | -                   | T04-L              | 0.90         |
| DHP8S-115           | 8  | 15 | 46 | 40 | 10 | 115 | 74  | M060Z150-D  | M080U140-D           | -                   | T04-L              | 0.90         |
| BT40-DHP4S-90       | 4  | 11 | 46 | 24 | -  | 90  | 42  | -           | M080U120-D           | -                   | T04-L              | 1.10         |
| DHP4S-120           | 4  | 11 | 46 | 24 | -  | 120 | 72  | -           | M080U120-D           | -                   | T04-L              | 1.30         |
| DHP6S-120           | 6  | 13 | 46 | 40 | 10 | 120 | 74  | M050Z150-D  | M080U120-D           | -                   | T04-L              | 1.40         |
| DHP6S-150           | 6  | 13 | 46 | 40 | 10 | 150 | 104 | M050Z150-D  | M080U120-D           | -                   | T04-L              | 1.50         |
| DHP8S-120           | 8  | 15 | 46 | 40 | 10 | 120 | 74  | M060Z150-D  | M080U140-D           | -                   | T04-L              | 1.40         |
| DHP8S-150           | 8  | 15 | 46 | 40 | 10 | 150 | 104 | M060Z150-D  | M080U140-D           | -                   | T04-L              | 1.50         |
| DHP10S-120          | 10 | 17 | 46 | 41 | 10 | 120 | 74  | M080Z150P-D | M080U140-D           | -                   | T04-L              | 1.40         |
| DHP10S-150          | 10 | 17 | 46 | 41 | 10 | 150 | 104 | M080Z150P-D | M080U140-D           | -                   | T04-L              | 1.50         |
| DHP12S-120          | 12 | 19 | 46 | 46 | 10 | 120 | 75  | M080Z150P-D | M080U120-D           | D12/OD12            | T04-L              | 1.40         |
| DHP12S-150          | 12 | 19 | 46 | 46 | 10 | 150 | 105 | M080Z150P-D | M080U120-D           | D12/OD12            | T04-L              | 1.50         |

注: 报价时含扳手, 筒夹需单独订购。  
Notice: Wrench is included, while collet shall be ordered separately.

### 特点 / Feature

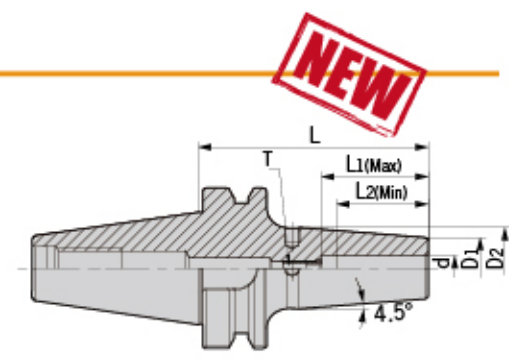
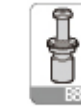
- DHP刀具系列用途高转速、高精密切削加工, 切削效果佳。
- 动平衡设定: G2.5; 25,000 rpm。
- 3D处径向跳动 ≤ 0.003 mm。
- For high-speed and high precision cutting;
- Balanced: G2.5; 25,000 rpm;
- Runout (X3D): ≤ 0.003 mm.

# SF

## BT-SF Shrink Fit Holder BT-SF 烧结式热装刀柄 (一体式)



MAX  
50,000  
min<sup>-1</sup>



**NEW**

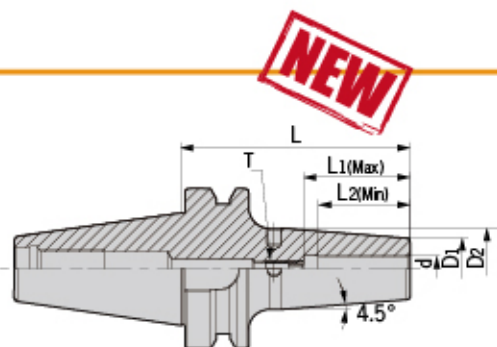
| 型号<br>Specification | d  | D1 | D2 | L   | L1 (Max) | L2 (Min) | T            | 重量<br>Weight |
|---------------------|----|----|----|-----|----------|----------|--------------|--------------|
| BT30-SF3-80         | 3  | 10 | 10 | 80  | -        | 9        | -            | 0.35         |
| SF4-80              | 4  | 10 | 10 | 80  | -        | 12       | -            | 0.40         |
| SF5-80              | 5  | 10 | 10 | 80  | -        | 15       | -            | 0.43         |
| SF6-80              | 6  | 21 | 27 | 80  | 36       | 26       | M050Z150-D   | 0.45         |
| SF8-80              | 8  | 21 | 27 | 80  | 36       | 26       | M060Z150-D   | 0.50         |
| SF10-80             | 10 | 24 | 32 | 80  | 42       | 32       | M060Z150-D   | 0.55         |
| SF12-80             | 12 | 24 | 32 | 80  | 47       | 37       | M060Z150-D   | 0.62         |
| SF14-80             | 14 | 27 | 34 | 80  | 47       | 37       | M060Z150-D   | 0.65         |
| SF16-80             | 16 | 27 | 34 | 80  | 50       | 40       | M080Z150-P-D | 0.68         |
| SF18-80             | 18 | 33 | 42 | 80  | 50       | 40       | M080Z150-P-D | 0.71         |
| SF20-90             | 20 | 33 | 42 | 90  | 52       | 42       | M080Z150-P-D | 0.75         |
| BT40-SF3-90         | 3  | 10 | 10 | 90  | -        | 9        | -            | 1.00         |
| SF4-90              | 4  | 10 | 10 | 90  | -        | 12       | -            | 1.10         |
| SF5-90              | 5  | 10 | 10 | 90  | -        | 15       | -            | 1.00         |
| SF6-90              | 6  | 21 | 27 | 90  | 36       | 26       | M050Z150-D   | 1.15         |
| SF6-130             | 6  | 21 | 27 | 130 | 36       | 26       | M050Z150-D   | 1.20         |
| SF6-160             | 6  | 21 | 27 | 160 | 36       | 26       | M050Z150-D   | 1.40         |
| SF6-200             | 6  | 21 | 27 | 200 | 36       | 26       | M050Z150-D   | 1.90         |
| SF8-90              | 8  | 21 | 27 | 90  | 36       | 26       | M060Z150-D   | 1.15         |
| SF8-130             | 8  | 21 | 27 | 130 | 36       | 26       | M060Z150-D   | 1.30         |
| SF8-160             | 8  | 21 | 27 | 160 | 36       | 26       | M060Z150-D   | 1.50         |
| SF8-200             | 8  | 21 | 27 | 200 | 36       | 26       | M060Z150-D   | 1.90         |
| SF10-90             | 10 | 24 | 32 | 90  | 42       | 32       | M060Z150-D   | 1.20         |
| SF10-130            | 10 | 24 | 32 | 130 | 42       | 32       | M060Z150-D   | 1.50         |
| SF10-160            | 10 | 24 | 32 | 160 | 42       | 32       | M060Z150-D   | 1.80         |
| SF10-200            | 10 | 24 | 32 | 200 | 42       | 32       | M060Z150-D   | 1.90         |
| SF12-90             | 12 | 24 | 32 | 90  | 47       | 37       | M080Z150-P-D | 1.30         |
| SF12-130            | 12 | 24 | 32 | 130 | 47       | 37       | M080Z150-P-D | 1.60         |
| SF12-160            | 12 | 24 | 32 | 160 | 47       | 37       | M080Z150-P-D | 1.80         |
| SF12-200            | 12 | 24 | 32 | 200 | 47       | 37       | M080Z150-P-D | 2.00         |
| SF14-90             | 14 | 27 | 34 | 90  | 47       | 37       | M080Z150-P-D | 1.30         |
| SF14-130            | 14 | 27 | 34 | 130 | 47       | 37       | M080Z150-P-D | 1.60         |
| SF14-160            | 14 | 27 | 34 | 160 | 47       | 37       | M080Z150-P-D | 1.80         |
| SF14-200            | 14 | 27 | 34 | 200 | 47       | 37       | M080Z150-P-D | 2.00         |
| SF16-90             | 16 | 27 | 34 | 90  | 50       | 40       | M080Z150-P-D | 1.40         |
| SF16-130            | 16 | 27 | 34 | 130 | 50       | 40       | M080Z150-P-D | 1.70         |
| SF16-160            | 16 | 27 | 34 | 160 | 50       | 40       | M080Z150-P-D | 1.95         |
| SF16-200            | 16 | 27 | 34 | 200 | 50       | 40       | M080Z150-P-D | 2.20         |
| SF18-90             | 18 | 33 | 42 | 90  | 50       | 40       | M080Z150-P-D | 1.50         |
| SF18-130            | 18 | 33 | 42 | 130 | 50       | 40       | M080Z150-P-D | 1.80         |
| SF18-160            | 18 | 33 | 42 | 160 | 50       | 40       | M080Z150-P-D | 2.00         |
| SF18-200            | 18 | 33 | 42 | 200 | 50       | 40       | M080Z150-P-D | 2.30         |
| SF20-90             | 20 | 33 | 42 | 90  | 52       | 42       | M080Z150-P-D | 1.55         |

转下页  
See next page



# SF

BT-SF Shrink Fit Holder  
BT-SF烧结式热装刀柄 (一体式)



| 型号<br>Specification | d  | D1 | D2 | L   | L1 (Max) | L2 (Min) | T            | 重量<br>Weight |
|---------------------|----|----|----|-----|----------|----------|--------------|--------------|
| BT40- SF20-130      | 20 | 33 | 42 | 130 | 52       | 42       | M080Z150-P-D | 1.85         |
| SF20-160            | 20 | 33 | 42 | 160 | 52       | 42       | M080Z150-P-D | 2.05         |
| SF20-200            | 20 | 33 | 42 | 200 | 52       | 42       | M080Z150-P-D | 2.35         |
| SF25-100            | 25 | 44 | 53 | 100 | 58       | 48       | M160Z150-P-D | 1.65         |
| SF25-130            | 25 | 44 | 53 | 130 | 58       | 48       | M160Z150-P-D | 1.90         |
| SF25-160            | 25 | 44 | 53 | 160 | 58       | 48       | M160Z150-P-D | 2.20         |
| SF25-200            | 25 | 44 | 53 | 200 | 58       | 48       | M160Z150-P-D | 2.50         |
| SF32-100            | 32 | 44 | 53 | 100 | 58       | 48       | M160Z150-P-D | 2.00         |
| SF32-130            | 32 | 44 | 53 | 130 | 58       | 48       | M160Z150-P-D | 2.30         |
| SF32-160            | 32 | 44 | 53 | 160 | 58       | 48       | M160Z150-P-D | 2.60         |
| BT50- SF6-100       | 6  | 21 | 27 | 100 | 36       | 26       | M050Z150-D   | 3.70         |
| SF6-130             | 6  | 21 | 27 | 130 | 36       | 26       | M050Z150-D   | 3.80         |
| SF6-160             | 6  | 21 | 27 | 160 | 36       | 26       | M050Z150-D   | 3.88         |
| SF6-200             | 6  | 21 | 27 | 200 | 36       | 26       | M050Z150-D   | 4.00         |
| SF8-100             | 8  | 21 | 27 | 100 | 36       | 26       | M060Z150-D   | 3.60         |
| SF8-130             | 8  | 21 | 27 | 130 | 36       | 26       | M060Z150-D   | 3.70         |
| SF8-160             | 8  | 21 | 27 | 160 | 36       | 26       | M060Z150-D   | 3.90         |
| SF8-200             | 8  | 21 | 27 | 200 | 36       | 26       | M060Z150-D   | 4.00         |
| SF10-100            | 10 | 24 | 32 | 100 | 42       | 32       | M060Z150-D   | 3.65         |
| SF10-130            | 10 | 24 | 32 | 130 | 42       | 32       | M060Z150-D   | 3.78         |
| SF10-160            | 10 | 24 | 32 | 160 | 42       | 32       | M060Z150-D   | 4.00         |
| SF10-200            | 10 | 24 | 32 | 200 | 42       | 32       | M060Z150-D   | 4.15         |
| SF12-100            | 12 | 24 | 32 | 100 | 47       | 37       | M080Z150-P-D | 3.70         |
| SF12-130            | 12 | 24 | 32 | 130 | 47       | 37       | M080Z150-P-D | 3.80         |
| SF12-160            | 12 | 24 | 32 | 160 | 47       | 37       | M080Z150-P-D | 4.10         |
| SF12-200            | 12 | 24 | 32 | 200 | 47       | 37       | M080Z150-P-D | 4.25         |
| SF14-100            | 14 | 27 | 34 | 100 | 47       | 37       | M080Z150-P-D | 3.70         |
| SF14-130            | 14 | 27 | 34 | 130 | 47       | 37       | M080Z150-P-D | 3.80         |
| SF14-160            | 14 | 27 | 34 | 160 | 47       | 37       | M080Z150-P-D | 4.10         |
| SF14-200            | 14 | 27 | 34 | 200 | 47       | 37       | M080Z150-P-D | 4.25         |
| SF16-100            | 16 | 27 | 34 | 100 | 50       | 40       | M080Z150-P-D | 3.75         |
| SF16-130            | 16 | 27 | 34 | 130 | 50       | 40       | M080Z150-P-D | 3.88         |
| SF16-160            | 16 | 27 | 34 | 160 | 50       | 40       | M080Z150-P-D | 4.20         |
| SF16-200            | 16 | 27 | 34 | 200 | 50       | 40       | M080Z150-P-D | 4.50         |
| SF18-100            | 18 | 33 | 42 | 100 | 50       | 40       | M080Z150-P-D | 3.75         |
| SF18-130            | 18 | 33 | 42 | 130 | 50       | 40       | M080Z150-P-D | 3.88         |
| SF18-160            | 18 | 33 | 42 | 160 | 50       | 40       | M080Z150-P-D | 4.20         |
| SF18-200            | 18 | 33 | 42 | 200 | 50       | 40       | M080Z150-P-D | 4.50         |
| SF20-100            | 20 | 33 | 42 | 100 | 52       | 42       | M080Z150-P-D | 3.80         |
| SF20-130            | 20 | 33 | 42 | 130 | 52       | 42       | M080Z150-P-D | 4.00         |
| SF20-160            | 20 | 33 | 42 | 160 | 52       | 42       | M080Z150-P-D | 4.30         |
| SF20-200            | 20 | 33 | 42 | 200 | 52       | 42       | M080Z150-P-D | 4.60         |

# SF/DSF

BT-SF Shrink Fit Holder  
BT-SF烧结式热装刀柄 (一体式)

| 型号<br>Specification | d  | D1 | D2 | L   | L1 (Max) | L2 (Min) | T            | 重量<br>Weight |
|---------------------|----|----|----|-----|----------|----------|--------------|--------------|
| BT50- SF25-100      | 25 | 44 | 53 | 100 | 58       | 48       | M160Z150-P-D | 3.82         |
| SF25-130            | 25 | 44 | 53 | 130 | 58       | 48       | M160Z150-P-D | 4.05         |
| SF25-160            | 25 | 44 | 53 | 160 | 58       | 48       | M160Z150-P-D | 4.33         |
| SF25-200            | 25 | 44 | 53 | 200 | 58       | 48       | M160Z150-P-D | 4.65         |
| SF32-100            | 32 | 44 | 53 | 100 | 58       | 48       | M160Z150-P-D | 4.00         |
| SF32-130            | 32 | 44 | 53 | 130 | 58       | 48       | M160Z150-P-D | 4.40         |
| SF32-160            | 32 | 44 | 53 | 160 | 58       | 48       | M160Z150-P-D | 4.70         |
| SF32-200            | 32 | 44 | 53 | 200 | 58       | 48       | M160Z150-P-D | 5.00         |

### 特点 / Feature

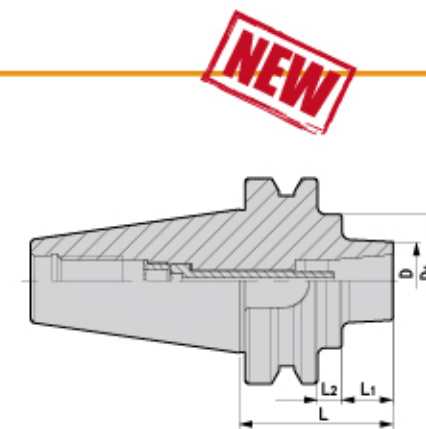
- 动平衡设定: G2.5; 25,000 rpm。
- 3D处径向跳动 ≤ 0.003 mm。

- Balanced: G2.5; 25,000 rpm;
- Runout (X3D): ≤ 0.003 mm.

BT-DSF Shrink Fit Holder  
BT-DSF烧结式热装刀柄 (分体式)



MAX  
50,000  
min<sup>-1</sup>



| 型号<br>Specification | D  | D1 | L1  | L2 | L   | 拉紧螺钉<br>Tension screw | 止动螺母<br>Stop nut | T型扳手<br>Wrench | 重量<br>Weight |
|---------------------|----|----|-----|----|-----|-----------------------|------------------|----------------|--------------|
| BT30- DSF12-60      | 38 | -  | 13  | -  | 60  | E100Z300              | ZD12-1           | T06            | 0.40         |
| BT40- DSF12-50      | 38 | -  | 18  | -  | 50  | E100Z300              | ZD12-1           | T06            | 1.10         |
| DSF12-75            | 38 | -  | 48  | -  | 75  | E100Z300              | ZD12-1           | T06-L          | 1.40         |
| DSF12-135           | 41 | -  | 108 | -  | 135 | E100Z300              | ZD12-1           | T06-L          | 2.20         |
| BT50- DSF12-75      | 38 | 65 | 25  | 12 | 75  | E100Z400              | ZD12-1           | T06-L          | 4.00         |
| DSF12-105           | 41 | 65 | 55  | 12 | 105 | E100Z700              | ZD12-1           | T06-L          | 4.40         |
| DSF12-135           | 41 | 65 | 85  | 12 | 135 | E100Z100              | ZD12-1           | T06-L          | 4.70         |

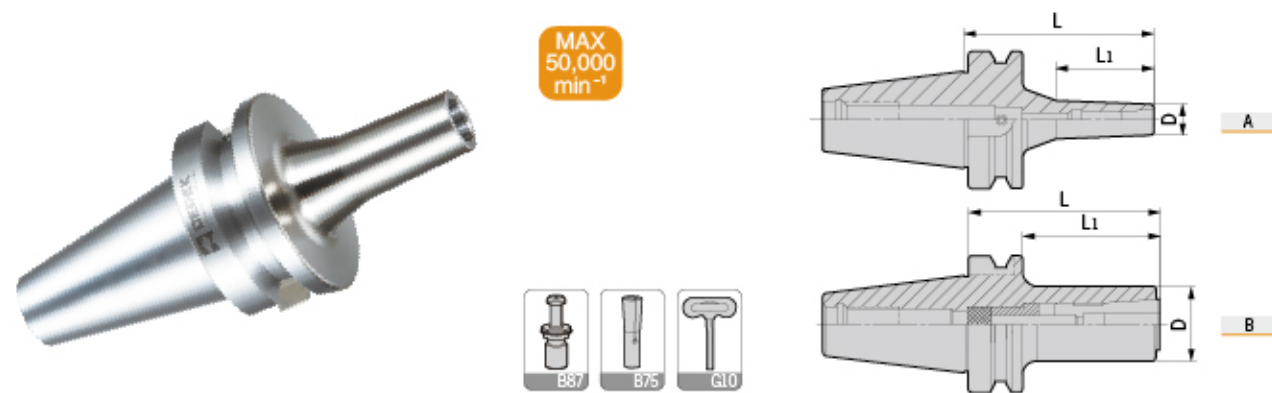
注: 报价时含扳手。  
Notice: Wrench is included.

### 特点 / Feature

- 动平衡设定: G2.5; 25,000 rpm。
- 3D处径向跳动 ≤ 0.003 mm。

- Balanced: G2.5; 25,000 rpm;
- Runout (X3D): ≤ 0.003 mm.

转下页  
See next page




| 型号<br>Specification | 图示<br>Figure | D  | L <sub>i</sub> | L   | 适用筒夹<br>Suit collet | 拉紧螺钉<br>Tension screw | 止动螺母<br>Stop nut | 扳手<br>Wrench | 重量<br>Weight |
|---------------------|--------------|----|----------------|-----|---------------------|-----------------------|------------------|--------------|--------------|
| BT30-DC6-60         | A            | 14 | 26             | 60  | DC6                 | E050U350              | ZD6-1            | T04          | 0.90         |
|                     | A            | 14 | 50             | 90  | DC6                 | E050U650              | ZD6-1            | T04          | 1.10         |
|                     | B            | 34 | 48             | 70  | DC12                | E100U350              | ZD12-1           | T08-L        | 0.60         |
| BT40-DC6-60         | A            | 14 | 26             | 60  | DC6                 | E050U450              | ZD6-1            | T04-L        | 1.02         |
|                     | A            | 14 | 45             | 90  | DC6                 | E050U450              | ZD6-1            | T04-L        | 1.05         |
|                     | A            | 14 | 60             | 120 | DC6                 | E050U800              | ZD6-1            | T04-L        | 1.08         |
|                     | A            | 14 | 76             | 150 | DC6                 | E050U1300             | ZD6-1            | T04-L        | 1.11         |
|                     | A            | 22 | 53             | 90  | DC8                 | E060U600              | ZD8-1            | T05-L        | 1.10         |
|                     | A            | 22 | 65             | 120 | DC8                 | E060U900              | ZD8-1            | T05-L        | 1.40         |
|                     | B            | 28 | 63             | 90  | DC10                | E080U300              | ZD10-2           | T06-L        | 1.20         |
|                     | A            | 28 | 60             | 120 | DC10                | E080U850              | ZD10-1           | T06-L        | 1.57         |
|                     | B            | 34 | 43             | 70  | DC12                | E100U350              | ZD12-1           | T08-L        | 1.08         |
|                     | B            | 34 | 63             | 90  | DC12                | E100U350              | ZD12-1           | T08-L        | 1.28         |
| BT50-DC10-110       | A            | 28 | 57             | 110 | DC10                | E080U800              | ZD12-1           | T06-L        | 4.20         |
|                     | A            | 28 | 75             | 150 | DC10                | E080U1200             | ZD12-1           | T06-L        | 4.32         |
|                     | B            | 34 | 72             | 110 | DC12                | E100U350              | ZD12-1           | T08-L        | 4.70         |
|                     | A            | 34 | 80             | 150 | DC12                | E100U1200             | ZD12-1           | T08-L        | 5.01         |

注：报价时含扳手，筒夹需单独订购。  
Notice: Wrench is included, while collet shall be ordered separately.

### 特点 / Feature

- 动平衡设定: G2.5; 30,000 rpm。
- 3D处径向跳动 ≤ 0.003 mm。

- Balanced: G2.5; 30,000 rpm;
- Runout (X3D): ≤ 0.003 mm.



| 型号<br>Specification | 图示<br>Figure   | D  | d <sub>1</sub> | d <sub>2</sub> | d <sub>3</sub> | L    | T           | 适用筒夹<br>Suit collet | 重量<br>Weight |      |
|---------------------|----------------|----|----------------|----------------|----------------|------|-------------|---------------------|--------------|------|
| BT30-GSK6-70        | A              | 46 | 19.5           | 20             | -              | 70   | MM060F200   | DSK6                | 0.45         |      |
| GSK6-100            | A              | 46 | 19.5           | 20             | -              | 100  | M060F200    | DSK6                | 0.64         |      |
| GSK10-70            | A              | 46 | 27             | 27.5           | -              | 70   | M100F200    | DSK10               | 0.46         |      |
| GSK10-100           | A              | 46 | 27             | 27.5           | -              | 100  | M100F200    | DSK10               | 0.70         |      |
| GSK16-70            | A              | 46 | 40             | 40.5           | -              | 70   | M160F200    | DSK16               | 0.70         |      |
| GSK16-100           | A              | 46 | 40             | 40.5           | -              | 100  | M160F200    | DSK16               | 1.00         |      |
| GSK16-120           | A              | 46 | 40             | 40.5           | -              | 120  | M160F200    | DSK16               | 1.25         |      |
| GSK16-150           | A              | 46 | 40             | 40.5           | -              | 150  | M160F200    | DSK16               | 1.35         |      |
| GSK20-70            | A              | 46 | 48             | 48.5           | -              | 70   | M160F200    | DSK20               | 0.75         |      |
| GSK20-100           | A              | 46 | 48             | 48.5           | -              | 100  | M160F200    | DSK20               | 1.15         |      |
| GSK25-100           | A              | 46 | 55             | 55             | -              | 100  | M200F200-P2 | DSK25               | 1.20         |      |
| BT40-GSK6-70        | A              | 63 | 19.5           | 20             | -              | 70   | M060F200    | DSK6                | 1.05         |      |
|                     | A              | 63 | 19.5           | 20             | -              | 100  | M060F200    | DSK6                | 1.25         |      |
|                     | A              | 63 | 19.5           | 20             | -              | 120  | M060F200    | DSK6                | 1.39         |      |
|                     | B              | 63 | 19.5           | 20             | 26.4           | 150  | M060F200    | DSK6                | 1.55         |      |
|                     | A              | 63 | 27             | 27.5           | -              | 70   | M100F200    | DSK10               | 1.10         |      |
|                     | A              | 63 | 27             | 27.5           | -              | 100  | M100F200    | DSK10               | 1.30         |      |
|                     | A              | 63 | 27             | 27.5           | -              | 120  | M100F200    | DSK10               | 1.42         |      |
|                     | A              | 63 | 27             | 27.5           | -              | 150  | M100F200    | DSK10               | 1.55         |      |
|                     | B              | 63 | 27             | 27.5           | 33.7           | 200  | M100F200    | DSK10               | 1.85         |      |
|                     | A              | 63 | 40             | 40.5           | -              | 70   | M160F200    | DSK16               | 1.21         |      |
|                     | A              | 63 | 40             | 40.5           | -              | 100  | M160F200    | DSK16               | 1.42         |      |
|                     | A              | 63 | 40             | 40.5           | -              | 120  | M160F200    | DSK16               | 1.61         |      |
|                     | A              | 63 | 40             | 40.5           | -              | 150  | M160F200    | DSK16               | 1.80         |      |
|                     | B              | 63 | 40             | 40.5           | 45.7           | 200  | M160F200    | DSK16               | 1.95         |      |
|                     | A              | 63 | 48             | 48.5           | -              | 70   | M160F200    | DSK20               | 1.52         |      |
|                     | A              | 63 | 48             | 48.5           | -              | 100  | M160F200    | DSK20               | 1.68         |      |
|                     | A              | 63 | 48             | 48.5           | -              | 120  | M160F200    | DSK20               | 1.90         |      |
|                     | A              | 63 | 48             | 48.5           | -              | 150  | M160F200    | DSK20               | 2.10         |      |
|                     | B              | 63 | 48             | 48.5           | 55.7           | 200  | M160F200    | DSK20               | 2.30         |      |
|                     | BT50-GSK25-100 | A  | 63             | 55             | 55             | -    | 100         | M200F200-P2         | DSK25        | 1.81 |
| A                   |                | 63 | 55             | 55             | -              | 120  | M200F200-P2 | DSK25               | 2.05         |      |
| A                   |                | 63 | 55             | 55             | -              | 150  | M200F200-P2 | DSK25               | 2.30         |      |
| B                   |                | 63 | 55             | 55             | 59.9           | 200  | M200F200-P2 | DSK25               | 2.65         |      |
| BT50-GSK10-105      |                | A  | 100            | 27             | 27.5           | -    | 105         | M100F200            | DSK10        | 3.78 |
|                     |                | A  | 100            | 27             | 27.5           | -    | 135         | M100F200            | DSK10        | 4.00 |
|                     |                | A  | 100            | 27             | 27.5           | -    | 165         | M100F200            | DSK10        | 4.33 |
|                     |                | B  | 100            | 27             | 27.5           | 35.2 | 200         | M100F200            | DSK10        | 4.75 |

转下页  
See next page

## BT-GSK High Precision Collet Chuck BT-GSK高速精密筒夹刀柄

| 型号<br>Specification | 图示<br>Figure | D   | d1 | d2   | d3   | L   | T           | 适用筒夹<br>Suit collet | 重量<br>Weight |
|---------------------|--------------|-----|----|------|------|-----|-------------|---------------------|--------------|
| BT50-GSK16-100      | A            | 100 | 40 | 40.5 | -    | 100 | M160F200    | DSK16               | 3.93         |
| GSK16-125           | A            | 100 | 40 | 40.5 | -    | 125 | M160F200    | DSK16               | 4.17         |
| GSK16-150           | A            | 100 | 40 | 40.5 | -    | 150 | M160F200    | DSK16               | 4.49         |
| GSK16-200L          | B            | 100 | 40 | 40.5 | 48.4 | 200 | M160F200    | DSK16               | 5.50         |
| GSK16-250L          | B            | 100 | 40 | 40.5 | 48.4 | 250 | M160F200    | DSK16               | 6.50         |
| GSK20-100           | A            | 100 | 48 | 48.5 | -    | 100 | M160F200    | DSK20               | 4.10         |
| GSK20-125           | A            | 100 | 48 | 48.5 | -    | 125 | M160F200    | DSK20               | 4.32         |
| GSK20-150           | A            | 100 | 48 | 48.5 | -    | 150 | M160F200    | DSK20               | 4.65         |
| GSK20-200           | A            | 100 | 48 | 48.5 | -    | 200 | M160F200    | DSK20               | 5.75         |
| GSK20-250L          | B            | 100 | 48 | 48.5 | 55.4 | 250 | M160F200    | DSK20               | 6.78         |
| GSK20-300L          | B            | 100 | 48 | 48.5 | 55.4 | 300 | M160F200    | DSK20               | 7.80         |
| GSK25-100           | A            | 100 | 55 | 55   | -    | 100 | M200F200-P2 | DSK25               | 4.10         |
| GSK25-125           | A            | 100 | 55 | 55   | -    | 125 | M200F200-P2 | DSK25               | 4.62         |
| GSK25-150           | A            | 100 | 55 | 55   | -    | 150 | M200F200-P2 | DSK25               | 5.10         |
| GSK25-200           | A            | 100 | 55 | 55   | -    | 200 | M200F200-P2 | DSK25               | 5.81         |
| GSK25-250L          | B            | 100 | 55 | 55   | 61.4 | 250 | M200F200-P2 | DSK25               | 6.85         |
| GSK25-300L          | B            | 100 | 55 | 55   | 61.4 | 300 | M200F200-P2 | DSK25               | 8.00         |

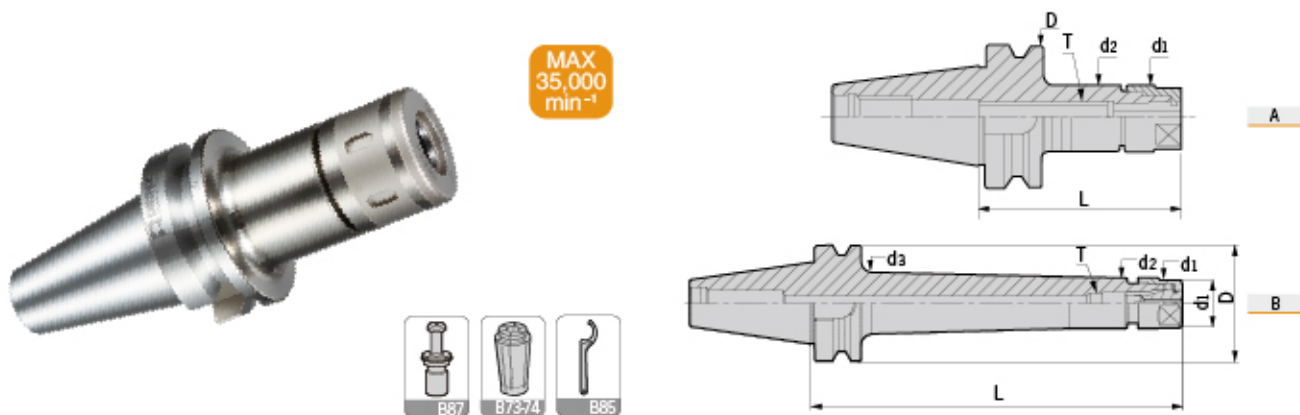
注：“T”轴向限位螺钉、筒夹与扳手需单独另购。  
Notice: “T” Axial fix screw, collets and wrenchs shall be ordered separately.

### 特点 / Feature

- 动平衡设定: G2.5; 25,000 rpm。
- 3D处径向跳动≤0.005 mm。

- Balanced: G2.5; 25,000 rpm;
- Runout (X3D): ≤0.005 mm.

## BT-DSK High Precision Collet Chuck BT-DSK高速精密筒夹刀柄



| 型号<br>Specification | 图示<br>Figure | D  | d1   | d2   | d3 | L   | 轴向定位螺钉<br>Axial fix screw | 适用筒夹<br>Suit collet | 重量<br>Weight |
|---------------------|--------------|----|------|------|----|-----|---------------------------|---------------------|--------------|
| BT30-DSK6-70        | A            | 46 | 20   | 20   | -  | 70  | M060F200                  | DSK6                | 0.45         |
| DSK6-100            | A            | 46 | 20   | 20   | -  | 100 | M060F200                  | DSK6                | 0.64         |
| DSK10-70            | A            | 46 | 27.5 | 27.5 | -  | 70  | M100F200                  | DSK10               | 0.46         |
| DSK10-100           | A            | 46 | 27.5 | 27.5 | -  | 100 | M100F200                  | DSK10               | 0.70         |
| DSK16-70            | A            | 46 | 40.5 | 40.5 | -  | 70  | M160F200                  | DSK16               | 0.70         |
| DSK16-100           | A            | 46 | 40.5 | 40.5 | -  | 100 | M160F200                  | DSK16               | 1.00         |
| DSK16-120           | A            | 46 | 40.5 | 40.5 | -  | 120 | M160F200                  | DSK16               | 1.25         |
| DSK16-150           | A            | 46 | 40.5 | 40.5 | -  | 150 | M160F200                  | DSK16               | 1.35         |

转下页  
See next page

## BT-DSK High Precision Collet Chuck BT-DSK高速精密筒夹刀柄

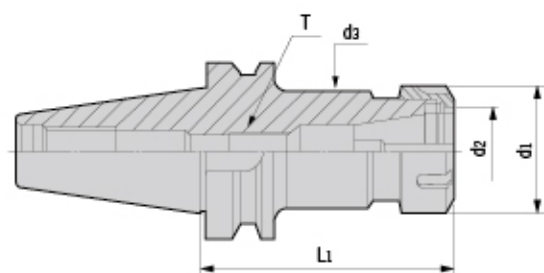
| 型号<br>Specification | 图示<br>Figure | D   | d1   | d2   | d3   | L   | T           | 适用筒夹<br>Suit collet | 重量<br>Weight |
|---------------------|--------------|-----|------|------|------|-----|-------------|---------------------|--------------|
| BT30-DSK20-70       | A            | 46  | 48.5 | 48.5 | -    | 70  | M160F200    | DSK20               | 0.75         |
| DSK20-100           | A            | 46  | 48.5 | 48.5 | -    | 100 | M160F200    | DSK20               | 1.15         |
| DSK25-100           | A            | 46  | 55   | 55   | -    | 100 | M200F200-P2 | DSK25               | 1.20         |
| BT40-DSK6-70        | A            | 63  | 20   | 20   | -    | 70  | M060F200    | DSK6                | 1.05         |
| DSK6-100            | A            | 63  | 20   | 20   | -    | 100 | M060F200    | DSK6                | 1.25         |
| DSK6-120            | A            | 63  | 20   | 20   | -    | 120 | M060F200    | DSK6                | 1.39         |
| DSK6-150L           | B            | 63  | 20   | 20   | 26.4 | 150 | M060F200    | DSK6                | 1.55         |
| DSK10-70            | A            | 63  | 27.5 | 27.5 | -    | 70  | M100F200    | DSK10               | 1.10         |
| DSK10-100           | A            | 63  | 27.5 | 27.5 | -    | 100 | M100F200    | DSK10               | 1.30         |
| DSK10-120           | A            | 63  | 27.5 | 27.5 | -    | 120 | M100F200    | DSK10               | 1.42         |
| DSK10-150           | A            | 63  | 27.5 | 27.5 | -    | 150 | M100F200    | DSK10               | 1.55         |
| DSK10-200L          | B            | 63  | 27.5 | 27.5 | 33.7 | 200 | M100F200    | DSK10               | 1.85         |
| DSK16-70            | A            | 63  | 40.5 | 40.5 | -    | 70  | M160F200    | DSK16               | 1.21         |
| DSK16-100           | A            | 63  | 40.5 | 40.5 | -    | 100 | M160F200    | DSK16               | 1.42         |
| DSK16-120           | A            | 63  | 40.5 | 40.5 | -    | 120 | M160F200    | DSK16               | 1.61         |
| DSK16-150           | A            | 63  | 40.5 | 40.5 | -    | 150 | M160F200    | DSK16               | 1.80         |
| DSK16-200L          | B            | 63  | 40.5 | 40.5 | 45.7 | 200 | M160F200    | DSK16               | 1.95         |
| DSK20-70            | A            | 63  | 48.5 | 48.5 | -    | 70  | M160F200    | DSK20               | 1.52         |
| DSK20-100           | A            | 63  | 48.5 | 48.5 | -    | 100 | M160F200    | DSK20               | 1.68         |
| DSK20-120           | A            | 63  | 48.5 | 48.5 | -    | 120 | M160F200    | DSK20               | 1.90         |
| DSK20-150           | A            | 63  | 48.5 | 48.5 | -    | 150 | M160F200    | DSK20               | 2.10         |
| DSK20-200L          | B            | 63  | 48.5 | 48.5 | 55.7 | 200 | M160F200    | DSK20               | 2.30         |
| DSK25-100           | A            | 63  | 55   | 55   | -    | 100 | M200F200-P2 | DSK25               | 1.81         |
| DSK25-120           | A            | 63  | 55   | 55   | -    | 120 | M200F200-P2 | DSK25               | 2.05         |
| DSK25-150           | A            | 63  | 55   | 55   | -    | 150 | M200F200-P2 | DSK25               | 2.30         |
| DSK25-200L          | B            | 63  | 55   | 55   | 59.9 | 200 | M200F200-P2 | DSK25               | 2.65         |
| BT50-DSK10-105      | A            | 100 | 27.5 | 27.5 | -    | 105 | M100F200    | DSK10               | 3.78         |
| DSK10-135           | A            | 100 | 27.5 | 27.5 | -    | 135 | M100F200    | DSK10               | 4.00         |
| DSK10-165           | A            | 100 | 27.5 | 27.5 | -    | 165 | M100F200    | DSK10               | 4.33         |
| DSK10-200L          | B            | 100 | 27.5 | 27.5 | 35.2 | 200 | M100F200    | DSK10               | 4.75         |
| DSK16-100           | A            | 100 | 40.5 | 40.5 | -    | 100 | M160F200    | DSK16               | 3.93         |
| DSK16-125           | A            | 100 | 40.5 | 40.5 | -    | 125 | M160F200    | DSK16               | 4.17         |
| DSK16-150           | A            | 100 | 40.5 | 40.5 | -    | 150 | M160F200    | DSK16               | 4.49         |
| DSK16-200L          | B            | 100 | 40.5 | 40.5 | 48.4 | 200 | M160F200    | DSK16               | 5.50         |
| DSK16-250L          | B            | 100 | 40.5 | 40.5 | 48.4 | 250 | M160F200    | DSK16               | 6.50         |
| DSK20-100           | A            | 100 | 48.5 | 48.5 | -    | 100 | M160F200    | DSK20               | 4.10         |
| DSK20-125           | A            | 100 | 48.5 | 48.5 | -    | 125 | M160F200    | DSK20               | 4.32         |
| DSK20-150           | A            | 100 | 48.5 | 48.5 | -    | 150 | M160F200    | DSK20               | 4.65         |
| DSK20-200           | A            | 100 | 48.5 | 48.5 | -    | 200 | M160F200    | DSK20               | 5.75         |
| DSK20-250L          | B            | 100 | 48.5 | 48.5 | 55.4 | 250 | M160F200    | DSK20               | 6.78         |
| DSK20-300L          | B            | 100 | 48.5 | 48.5 | 55.4 | 300 | M160F200    | DSK20               | 7.80         |
| DSK25-100           | A            | 100 | 55   | 55   | -    | 100 | M200F200-P2 | DSK25               | 4.1          |
| DSK25-125           | A            | 100 | 55   | 55   | -    | 125 | M200F200-P2 | DSK25               | 4.62         |
| DSK25-150           | A            | 100 | 55   | 55   | -    | 150 | M200F200-P2 | DSK25               | 5.10         |
| DSK25-200           | A            | 100 | 55   | 55   | -    | 200 | M200F200-P2 | DSK25               | 5.81         |
| DSK25-250L          | B            | 100 | 55   | 55   | 61.4 | 250 | M200F200-P2 | DSK25               | 6.85         |
| DSK25-300L          | B            | 100 | 55   | 55   | 61.4 | 300 | M200F200-P2 | DSK25               | 8.00         |

注：“T”轴向限位螺钉、筒夹与扳手需单独另购。  
Notice: “T” Axial fix screw, collets and wrenchs shall be ordered separately.

### 特点 / Feature

- 动平衡设定: G2.5; 20,000 rpm。
- 3D处径向跳动≤0.005 mm。

- Balanced: G2.5; 20,000 rpm;
- Runout (X3D): ≤0.005 mm.

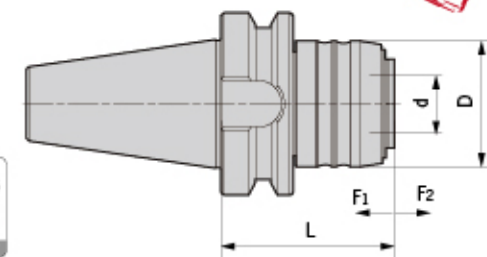


| 型号<br>Specification | d1 | d2 | d3 | L   | T           | 重量<br>Weight |
|---------------------|----|----|----|-----|-------------|--------------|
| BT30- ER16-70       | 28 | 16 | 28 | 70  | M100F200    | 0.52         |
| ER16-100            | 28 | 16 | 28 | 100 | M100F200    | 0.64         |
| ER16-120            | 28 | 16 | 28 | 120 | M100F200    | 0.73         |
| ER20-70             | 34 | 20 | 34 | 70  | M120F200    | 0.57         |
| ER20-100            | 34 | 20 | 34 | 100 | M120F200    | 0.76         |
| ER20-135            | 34 | 20 | 34 | 135 | M120F200    | 0.99         |
| ER25-70             | 42 | 25 | 42 | 70  | M160F200    | 0.66         |
| ER25-100            | 42 | 25 | 42 | 100 | M160F200    | 0.98         |
| ER25-135            | 42 | 25 | 42 | 135 | M160F200    | 1.31         |
| ER32-70             | 50 | 32 | 50 | 70  | M160F200    | 0.72         |
| ER32-100            | 50 | 32 | 50 | 100 | M160F200    | 1.14         |
| ER40-95             | 63 | 40 | 63 | 95  | M200F200-P2 | 1.20         |
| BT40- ER16-70       | 28 | 16 | 28 | 70  | M100F200    | 1.08         |
| ER16-100            | 28 | 16 | 28 | 100 | M100F200    | 1.21         |
| ER16-125            | 28 | 16 | 28 | 125 | M100F200    | 1.30         |
| ER16-150            | 28 | 16 | 28 | 150 | M100F200    | 1.44         |
| ER20-70             | 34 | 20 | 34 | 70  | M120F200    | 1.12         |
| ER20-100            | 34 | 20 | 34 | 100 | M120F200    | 1.33         |
| ER20-125            | 34 | 20 | 34 | 125 | M120F200    | 1.48         |
| ER20-150            | 34 | 20 | 34 | 150 | M120F200    | 1.65         |
| ER25-70             | 42 | 25 | 42 | 70  | M160F200    | 1.22         |
| ER25-100            | 42 | 25 | 42 | 100 | M160F200    | 1.49         |
| ER25-125            | 42 | 25 | 42 | 125 | M160F200    | 1.71         |
| ER25-150            | 42 | 25 | 42 | 150 | M160F200    | 1.97         |
| ER32-70             | 50 | 32 | 50 | 70  | M160F200    | 1.27         |
| ER32-100            | 50 | 32 | 50 | 100 | M160F200    | 1.70         |
| ER32-150            | 50 | 32 | 50 | 150 | M160F200    | 2.39         |
| ER32-200            | 50 | 32 | 50 | 200 | M160F200    | 3.12         |
| ER40-80             | 63 | 40 | 63 | 80  | M200F200-P2 | 1.62         |
| ER40-100            | 63 | 40 | 63 | 100 | M200F200-P2 | 2.08         |
| ER40-120            | 63 | 40 | 63 | 120 | M200F200-P2 | 2.55         |
| ER40-150            | 63 | 40 | 63 | 150 | M200F200-P2 | 3.23         |
| BT50- ER16-70       | 28 | 16 | 28 | 70  | M100F200    | 3.67         |
| ER16-100            | 28 | 16 | 28 | 100 | M100F200    | 3.77         |
| ER16-135            | 28 | 16 | 28 | 135 | M100F200    | 3.95         |
| ER16-165            | 28 | 16 | 28 | 165 | M100F200    | 4.04         |
| ER20-70             | 34 | 20 | 34 | 70  | M120F200    | 3.66         |
| ER20-100            | 34 | 20 | 34 | 100 | M120F200    | 3.75         |
| ER20-135            | 34 | 20 | 34 | 135 | M120F200    | 4.08         |
| ER20-150            | 34 | 20 | 34 | 150 | M120F200    | 4.22         |
| ER20-200            | 34 | 20 | 34 | 200 | M120F200    | 4.66         |
| ER20-250L           | 34 | 20 | 34 | 250 | M120F200    | 5.16         |
| ER25-70             | 42 | 25 | 42 | 70  | M160F200    | 3.64         |
| ER25-100            | 42 | 25 | 42 | 100 | M160F200    | 4.02         |

转下页  
See next page

| 型号<br>Specification | d1 | d2 | d3 | L   | T           | 重量<br>Weight |
|---------------------|----|----|----|-----|-------------|--------------|
| BT50- ER25-125      | 42 | 25 | 42 | 125 | M160F200    | 4.26         |
| ER25-150            | 42 | 25 | 42 | 150 | M160F200    | 4.54         |
| ER25-200            | 42 | 25 | 42 | 200 | M160F200    | 5.01         |
| ER25-250L           | 42 | 25 | 42 | 250 | M160F200    | 5.52         |
| ER32-80             | 50 | 32 | 50 | 80  | M160F200    | 3.80         |
| ER32-100            | 50 | 32 | 50 | 100 | M160F200    | 4.07         |
| ER32-120            | 50 | 32 | 50 | 120 | M160F200    | 4.35         |
| ER32-150            | 50 | 32 | 50 | 150 | M160F200    | 4.82         |
| ER32-200            | 50 | 32 | 50 | 200 | M160F200    | 5.32         |
| ER32-250            | 50 | 32 | 50 | 250 | M160F200    | 5.92         |
| ER40-80             | 63 | 40 | 63 | 80  | M200F200-P2 | 3.93         |
| ER40-100            | 63 | 40 | 63 | 100 | M200F200-P2 | 4.38         |
| ER40-120            | 63 | 40 | 63 | 120 | M200F200-P2 | 4.86         |
| ER40-150            | 63 | 40 | 63 | 150 | M200F200-P2 | 5.51         |

注：筒夹和扳手需单独订购。  
Notice: Collets, extender and wrenches shall be ordered separately.

BT- VER Split Synch Tapping Chuck  
BT- VER分体式微补偿攻牙刀柄

| 型号<br>Specification | D    | d  | L   | F1  | F2 | 攻牙能力<br>Tapping capacity | 适用延长杆<br>Suit extender | 重量<br>Weight |
|---------------------|------|----|-----|-----|----|--------------------------|------------------------|--------------|
| BT30- VER16-57      | 43.5 | 20 | 57  | 0.2 | 1  | M3-M12                   | VER16-M24/L55          | 0.65         |
| VER20-72            | 52   | 25 | 72  | 0.2 | 1  | M5-M16                   | VER20-M26/L75          | 0.75         |
| BT40- VER16-61      | 43.5 | 20 | 61  | 0.2 | 1  | M3-M12                   | VER16-M24/L55          | 1.05         |
| VER20-72            | 52   | 25 | 72  | 0.2 | 1  | M5-M16                   | VER20-M26/L75          | 1.20         |
| VER25-82            | 60   | 32 | 82  | 0.2 | 1  | M6-M20                   | VER25-M28/L86          | 1.35         |
| VER32-98            | 72   | 40 | 98  | 0.2 | 1  | M10-M24                  | VER32-M30/L90          | 1.68         |
| VER40-107           | 87   | 50 | 107 | 0.2 | 1  | M14-M33                  | VER40-M32/L95          | 1.95         |
| BT50- VER16-72      | 43.5 | 20 | 72  | 0.2 | 1  | M3-M12                   | VER16-M24/L55          | 3.55         |
| VER20-83            | 52   | 25 | 83  | 0.2 | 1  | M5-M16                   | VER20-M26/L75          | 3.45         |
| VER25-93            | 60   | 32 | 93  | 0.2 | 1  | M6-M20                   | VER25-M28/L86          | 3.88         |
| VER32-109           | 72   | 40 | 109 | 0.2 | 1  | M10-M24                  | VER32-M30/L90          | 4.22         |
| VER40-124           | 87   | 50 | 124 | 0.2 | 1  | M14-M33                  | VER40-M32/L95          | 4.65         |

注：延长杆、筒夹和扳手需单独订购。  
Notice: Extender, collets and wrenches shall be ordered separately.

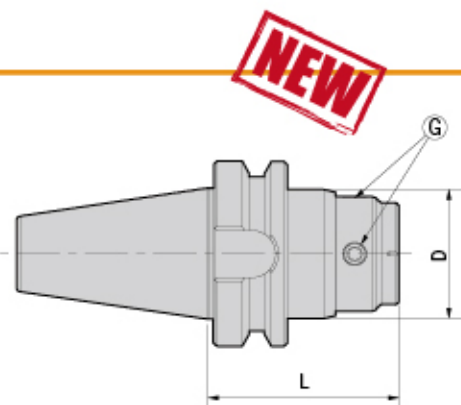
## 特点 / Feature

- 显著提高丝锥使用寿命80%以上。
- 有效提高加工生产效率2-4倍。
- 明显提高表面加工质量与精度。
- 选用ER攻丝专用筒夹夹持。
- 无需依赖设备精度。
- 挤压丝锥首选。

- Tap tool life increased by 80% and above;
- Work efficiency increased 2 to 4 times;
- Better surface quality;
- With ER tapping collet;
- Best choice for squeeze taps.

# TPG/TPM

BT-TPG Split Rigid Tapping Chuck  
BT-TPG 分体式刚性攻牙刀柄



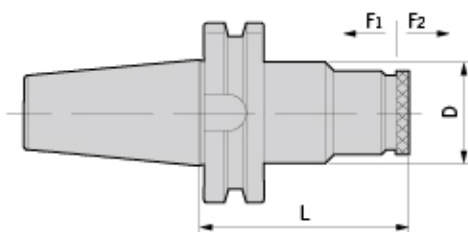
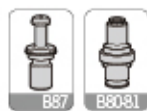
| 型号<br>Specification | D  | L  | G            | 适用筒夹<br>Suit collet | L型扳手<br>Wrench | 攻牙能力<br>Tapping capacity | 重量<br>Weight |
|---------------------|----|----|--------------|---------------------|----------------|--------------------------|--------------|
| BT30- TPG312        | 44 | 65 | M080Z100-30P | TPE312              | L04D           | M3-M12                   | 0.73         |
| TPG1024             | 56 | 85 | M100Z120-30P | TPE1024             | L05D           | M10-M24                  | 0.89         |
| BT40- TPG312        | 44 | 65 | M080Z100-30P | TPE312              | L04D           | M3-M12                   | 1.23         |
| TPG1024             | 56 | 75 | M100Z120-30P | TPE1024             | L05D           | M10-M24                  | 1.39         |
| BT50- TPG312        | 44 | 80 | M080Z100-30P | TPE312              | L04D           | M3-M12                   | 3.88         |
| TPG1024             | 56 | 90 | M100Z120-30P | TPE1024             | L05D           | M10-M24                  | 4.09         |

注：筒夹需单独订购。  
Notice: Collets shall be ordered separately.

## 特点 / Feature

- 采用法兰接触设计，以求更优秀的刚性和同心度。
- 支持丝锥快速更换。
- 中心内冷设计。
- 筒夹长度6种选择（33~200mm）。
- Flange design, supply for better synchrony & rigidity.
- Quick assembling for taps.
- With internal coolant system.
- 6 sizes available for tapping collet (33~200mm) .

BT-TPM Tapping Chuck With High Rigidity  
BT-TPM 扭力伸缩攻牙刀柄



| 型号<br>Specification | D  | F1 | F2 | L     | 适用筒夹<br>Suit collet | 攻牙能力<br>Tapping capacity | 重量<br>Weight |
|---------------------|----|----|----|-------|---------------------|--------------------------|--------------|
| BT30- TPM316        | 50 | 10 | 20 | 111.6 | TPD316              | M3-M16                   | 0.75         |
| TPM830              | 66 | 10 | 25 | 148.6 | TPD830              | M8-M30                   | 0.80         |
| BT40- TPM316        | 50 | 10 | 20 | 101   | TPD316              | M3-M16                   | 1.56         |
| TPM830              | 66 | 10 | 25 | 141   | TPD830              | M8-M30                   | 2.62         |
| BT50- TPM316        | 50 | 10 | 20 | 118   | TPD316              | M3-M16                   | 4.24         |
| TPM830              | 66 | 10 | 25 | 130.2 | TPD830              | M8-M30                   | 4.77         |

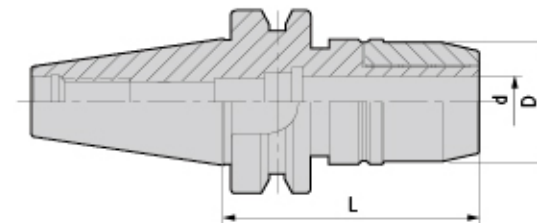
注：筒夹需单独订购。  
Notice: Collets shall be ordered separately.

# HPM

BT-HPM High-Speed Power Chuck  
BT-HPM 高速强力刀柄



MAX  
30,000  
min<sup>-1</sup>



| 型号<br>Specification | 范围<br>Range | D  | d  | L   | 适用筒夹<br>Suit collet | 重量<br>Weight |
|---------------------|-------------|----|----|-----|---------------------|--------------|
| BT30- HPM16-70      | 3-16        | 46 | 16 | 70  | SC16                | 1.40         |
| HPM20-75            | 6-20        | 55 | 20 | 75  | SC20                | 1.80         |
| BT40- HPM16-70      | 3-16        | 46 | 16 | 70  | SC16                | 1.60         |
| HPM16-105           | 3-16        | 46 | 16 | 105 | SC16                | 1.80         |
| HPM16-135           | 3-16        | 46 | 16 | 135 | SC16                | 2.30         |
| HPM20-80            | 6-20        | 55 | 20 | 80  | SC20                | 2.40         |
| HPM20-105           | 6-20        | 55 | 20 | 105 | SC20                | 2.50         |
| HPM20-135           | 6-20        | 55 | 20 | 135 | SC20                | 2.80         |
| HPM32-105           | 6-32        | 68 | 32 | 105 | SC32                | 2.80         |
| HPM32-135           | 6-32        | 68 | 32 | 135 | SC32                | 3.00         |
| BT50- HPM16-90      | 3-16        | 46 | 16 | 90  | SC16                | 3.90         |
| HPM16-110           | 3-16        | 46 | 16 | 110 | SC16                | 4.10         |
| HPM16-135           | 3-16        | 46 | 16 | 135 | SC16                | 4.30         |
| HPM16-150           | 3-16        | 46 | 16 | 150 | SC16                | 4.50         |
| HPM20-105           | 6-20        | 55 | 20 | 105 | SC20                | 4.50         |
| HPM20-135           | 6-20        | 55 | 20 | 135 | SC20                | 4.70         |
| HPM20-150           | 6-20        | 55 | 20 | 150 | SC20                | 4.90         |
| HPM32-110           | 6-32        | 68 | 32 | 110 | SC32                | 5.20         |
| HPM32-135           | 6-32        | 68 | 32 | 135 | SC32                | 5.90         |
| HPM32-165           | 6-32        | 68 | 32 | 165 | SC32                | 6.60         |

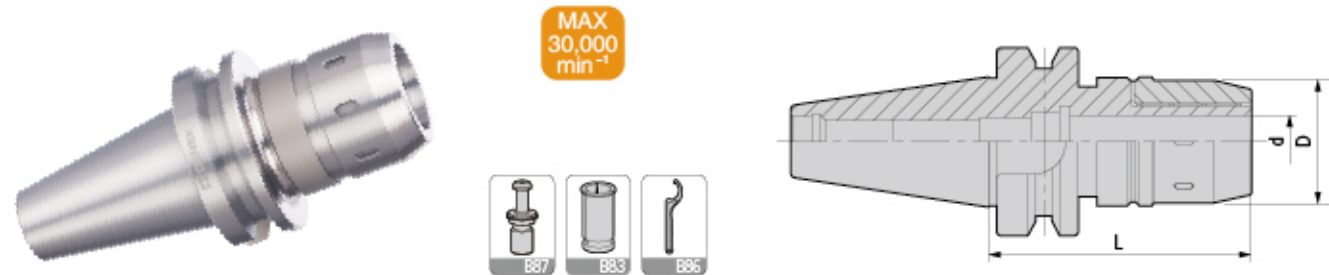
注：扳手和筒夹需单独订购。  
Notice: Wrenches and collets shall be ordered separately.

## 特点 / Feature

- 动平衡设定: G2.5; 20,000 rpm.
- 3D处径向跳动 ≤ 0.01 mm.
- Balanced: G2.5; 20,000 rpm;
- Runout (X3D): ≤ 0.01 mm.

# HPC

BT-HPC High-Speed Power Chuck  
BT-HPC 高速强力刀柄



| 型号<br>Specification   | 范围<br>Range | D    | d  | L   | 适用筒夹<br>Suit collet | 重量<br>Weight |
|-----------------------|-------------|------|----|-----|---------------------|--------------|
| <b>BT30-</b> HPC16-75 | 3-16        | 50   | 16 | 70  | SC16                | 1.40         |
| HPC20-75              | 6-20        | 51.5 | 20 | 75  | SC20                | 1.80         |
| <b>BT40-</b> HPC16-75 | 3-16        | 50   | 16 | 70  | SC16                | 1.60         |
| HPC16-105             | 3-16        | 50   | 16 | 105 | SC16                | 1.80         |
| HPC16-135             | 3-16        | 46   | 16 | 135 | SC16                | 2.30         |
| HPC20-80              | 6-20        | 51.5 | 20 | 80  | SC20                | 2.40         |
| HPC20-105             | 6-20        | 51.5 | 20 | 105 | SC20                | 2.50         |
| HPC20-135             | 6-20        | 51.5 | 20 | 135 | SC20                | 2.80         |
| HPC32-105             | 6-32        | 70.5 | 32 | 105 | SC32                | 2.80         |
| HPC32-135             | 6-32        | 70.5 | 32 | 135 | SC32                | 3.00         |
| <b>BT50-</b> HPC16-90 | 3-16        | 50   | 16 | 90  | SC16                | 3.90         |
| HPC16-110             | 3-16        | 50   | 16 | 110 | SC16                | 4.10         |
| HPC16-135             | 3-16        | 50   | 16 | 135 | SC16                | 4.30         |
| HPC16-150             | 3-16        | 46   | 16 | 150 | SC16                | 4.50         |
| HPC20-105             | 6-20        | 51.5 | 20 | 105 | SC20                | 4.50         |
| HPC20-135             | 6-20        | 51.5 | 20 | 135 | SC20                | 4.70         |
| HPC20-150             | 6-20        | 51.5 | 20 | 150 | SC20                | 4.90         |
| HPC32-110             | 6-32        | 70.5 | 32 | 110 | SC32                | 5.20         |
| HPC32-135             | 6-32        | 70.5 | 32 | 135 | SC32                | 5.90         |
| HPC32-165             | 6-32        | 70.5 | 32 | 165 | SC32                | 6.60         |

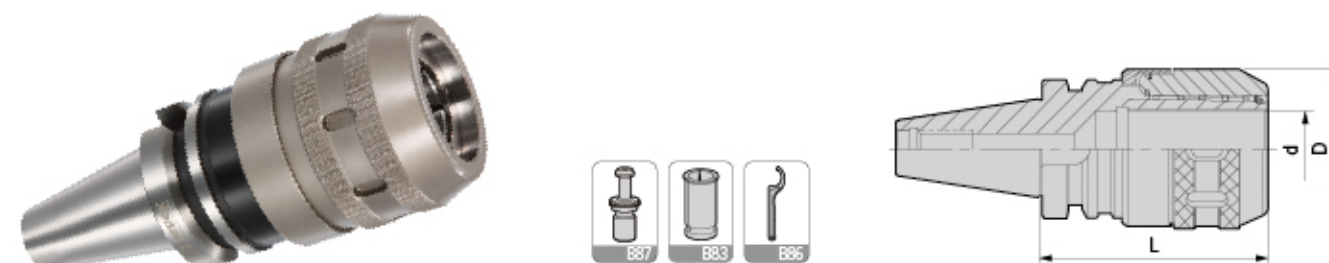
注: 报价时含扳手, 筒夹需单独订购。  
Notice: Wrench is included, while collet is to be ordered separately.

## 特点 / Feature

- 动平衡设定: G6.3; 15,000 rpm。
- Balanced: G6.3; 15,000 rpm;
- 3D处径向跳动 $\leq 0.01$  mm。
- Runout (X3D):  $\leq 0.01$  mm.

# MLC

BT-MLC Power Chuck  
BT-MLC 强力刀柄



| 型号<br>Specification   | 范围<br>Range | D    | d  | L   | 适用筒夹<br>Suit collet | 重量<br>Weight |
|-----------------------|-------------|------|----|-----|---------------------|--------------|
| <b>BT30-</b> MLC20-80 | 6-20        | 53   | 20 | 75  | SC20                | 1.59         |
| MLC20-100             | 6-20        | 53   | 20 | 100 | SC20                | 1.73         |
| <b>BT40-</b> MLC16-75 | 6-16        | 51.5 | 16 | 75  | SC16                | 1.50         |
| MLC16-110             | 6-16        | 51.5 | 16 | 110 | SC16                | 1.62         |
| MLC20-80              | 6-20        | 53   | 20 | 80  | SC20                | 1.85         |
| MLC20-100             | 6-20        | 53   | 20 | 100 | SC20                | 2.11         |
| MLC20-135             | 6-20        | 53   | 20 | 100 | SC20                | 2.65         |
| MLC25-85              | 6-25        | 62.5 | 25 | 85  | SC25                | 1.80         |
| MLC25-120             | 6-25        | 62.5 | 25 | 120 | SC25                | 2.10         |
| MLC32-105             | 6-32        | 72   | 32 | 105 | SC32                | 2.28         |
| MLC32-135             | 6-32        | 72   | 32 | 135 | SC32                | 5.44         |
| <b>BT50-</b> MLC16-90 | 6-16        | 51.5 | 16 | 90  | SC16                | 4.21         |
| MLC16-120             | 6-16        | 51.5 | 16 | 120 | SC16                | 4.70         |
| MLC20-105             | 6-20        | 53   | 20 | 105 | SC20                | 2.87         |
| MLC20-150             | 6-20        | 53   | 20 | 150 | SC20                | 4.30         |
| MLC25-100             | 6-25        | 62.5 | 25 | 100 | SC25                | 4.57         |
| MLC25-135             | 6-25        | 62.5 | 25 | 135 | SC25                | 4.89         |
| MLC32-110             | 6-32        | 72   | 32 | 110 | SC32                | 5.44         |
| MLC32-135             | 6-32        | 72   | 32 | 135 | SC32                | 6.19         |
| MLC32165              | 6-32        | 72   | 32 | 165 | SC32                | 6.95         |
| MLC42-115             | 6-42        | 87.5 | 42 | 115 | SC42                | 5.50         |
| MLC42-135             | 6-42        | 87.5 | 42 | 135 | SC42                | 6.43         |
| MLC42-165             | 6-42        | 87.5 | 42 | 165 | SC42                | 7.65         |

注: 报价时含扳手, 筒夹需单独订购。  
Notice: Wrench is included, while collet shall be ordered separately.

## 特点 / Feature

- 刀柄采用四组220根针状滚针经特殊排列而成。
- 端面锁紧增强了本体刚性强度。
- 立铣刀无振动无滑移实现了最大能力范围的重铣削加工, 跳动精度 $\leq 0.02$ mm。
- The tool holder uses four special layers with 220 pieces bearing arranged in particular.
- It can reduce the locking resistance and also show best performance on heavy cutting.
- The usual length of power milling chuck show that the highest runout accuracy can reach  $\leq 0.02$ mm.

BT-MLC Power Chuck Kit  
BT-MLC强力筒夹本体套装组

| 型号<br>Specification         | 筒夹<br>Collet               | 数量<br>PCS/SET | 重量<br>Weight |
|-----------------------------|----------------------------|---------------|--------------|
| <b>BT40-</b> MLC20-100-5PCS | SC20-6,8,10,12,16          | 5             | 7.30         |
| MLC32-105-7PCS              | SC32-6,8,10,12,16,20,25    | 7             | 7.80         |
| <b>BT50-</b> MLC20-105-5PCS | SC20-6,8,10,12,16          | 5             | 7.50         |
| MLC32-110-7PCS              | SC32-6,8,10,12,16,20,25    | 7             | 8.40         |
| MLC42-115-8PCS              | SC42-6,8,10,12,16,20,25,32 | 8             | 11.40        |




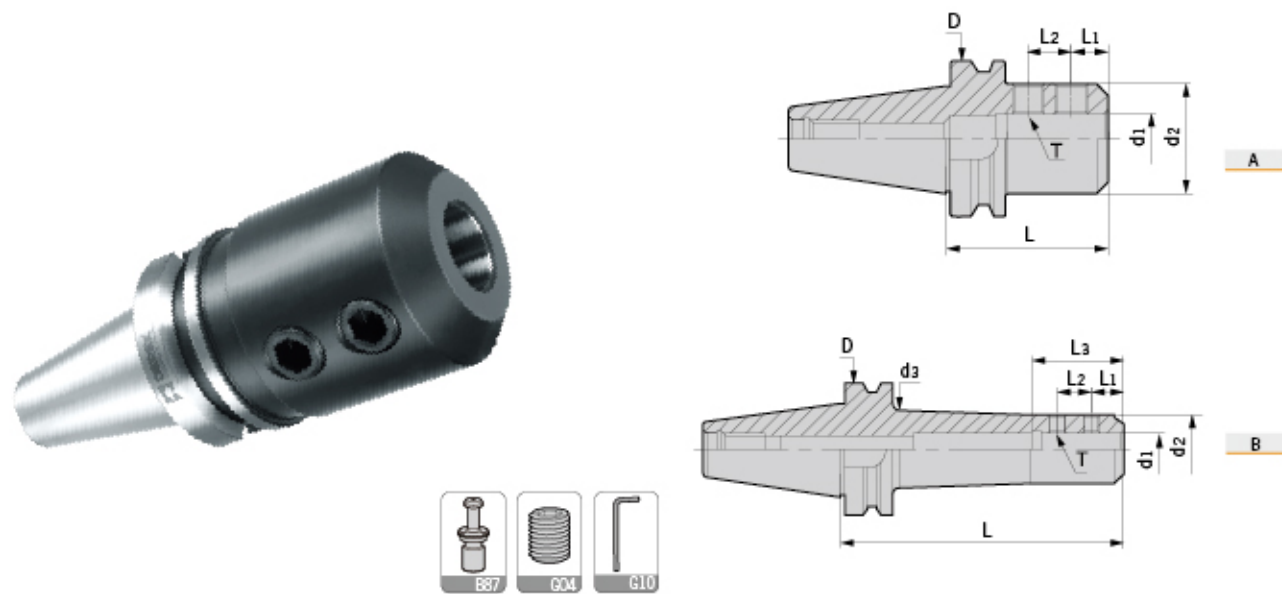


# SLN

BT-SLN Side-lock Holder  
BT-SLN 侧固式刀柄

# SLN

BT-SLN Side-lock Holder  
BT-SLN 侧固式刀柄



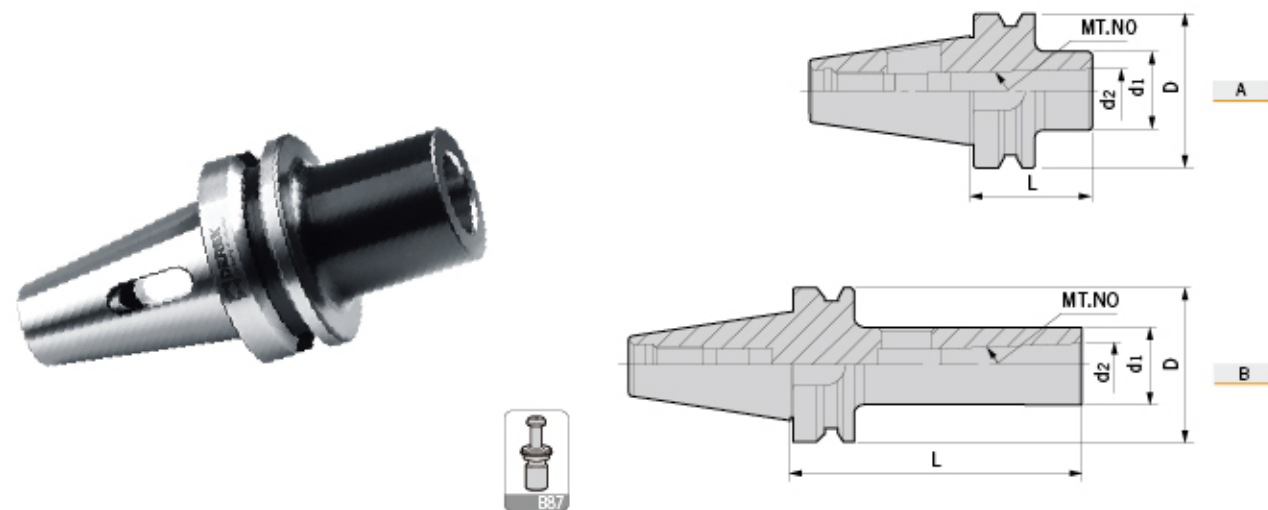
| 型号<br>Specification  | 图示<br>Figure | D  | d1 | d2 | d3 | L   | L1   | L2 | L3 | 侧面压紧螺钉<br>Side-lock screw | 重量<br>Weight |
|----------------------|--------------|----|----|----|----|-----|------|----|----|---------------------------|--------------|
| <b>BT30-</b> SLN6-60 | A            | 46 | 6  | 25 | -  | 60  | 18   | -  | 40 | M060U100                  | 0.52         |
| SLN8-60              | A            | 46 | 8  | 28 | -  | 60  | 18   | -  | 40 | M080U100                  | 0.55         |
| SLN10-60             | A            | 46 | 10 | 35 | -  | 60  | 20   | -  | 44 | M100U120                  | 0.63         |
| SLN12-60             | A            | 46 | 12 | 42 | -  | 60  | 22.5 | -  | 49 | M120U160                  | 0.72         |
| SLN16-75             | A            | 46 | 16 | 48 | -  | 75  | 24   | -  | 52 | M140U160                  | 1.00         |
| SLN20-75             | A            | 46 | 20 | 52 | -  | 75  | 25   | -  | 54 | M160U160                  | 1.04         |
| SLN25-90             | A            | 46 | 25 | 65 | -  | 90  | 24   | 25 | 60 | M180Z200P                 | 1.76         |
| <b>BT40-</b> SLN6-50 | A            | 63 | 6  | 25 | -  | 50  | 18   | -  | 40 | M060U080                  | 1.06         |
| SLN6-100             | A            | 63 | 6  | 25 | -  | 100 | 18   | -  | 40 | M060U100                  | 1.23         |
| SLN8-50              | A            | 63 | 8  | 28 | -  | 50  | 18   | -  | 40 | M080U100                  | 1.07         |
| SLN8-100             | A            | 63 | 8  | 28 | -  | 100 | 18   | -  | 40 | M080U100                  | 1.30         |
| SLN10-63             | A            | 63 | 10 | 35 | -  | 63  | 20   | -  | 44 | M100U120                  | 1.21         |
| SLN10-100            | A            | 63 | 10 | 35 | -  | 100 | 20   | -  | 44 | M100U120                  | 1.50         |
| SLN12-63             | A            | 63 | 12 | 42 | -  | 63  | 22.5 | -  | 49 | M120U160                  | 1.30         |
| SLN12-100            | A            | 63 | 12 | 42 | -  | 100 | 22.5 | -  | 49 | M120U160                  | 1.68         |
| SLN16-63             | A            | 63 | 16 | 48 | -  | 63  | 24   | -  | 52 | M140U160                  | 1.35         |
| SLN16-100            | A            | 63 | 16 | 48 | -  | 100 | 24   | -  | 52 | M140U160                  | 1.81         |
| SLN20-63             | A            | 63 | 20 | 52 | -  | 63  | 25   | -  | 54 | M160U160                  | 1.43         |
| SLN20-100            | A            | 63 | 20 | 52 | -  | 100 | 25   | -  | 54 | M160U160                  | 1.86         |
| SLN25-100            | A            | 63 | 25 | 65 | -  | 100 | 24   | 25 | 60 | M180Z200P                 | 2.02         |
| SLN32-100            | A            | 63 | 32 | 72 | -  | 100 | 24   | 28 | 64 | M200Z200P                 | 2.50         |

| 型号<br>Specification  | 图示<br>Figure | D   | d1   | d2 | d3 | L   | L1   | L2    | L3 | 侧面压紧螺钉<br>Side-lock screw | 重量<br>Weight |
|----------------------|--------------|-----|------|----|----|-----|------|-------|----|---------------------------|--------------|
| <b>BT50-</b> SLN6-63 | A            | 100 | 6    | 25 | -  | 63  | 18   | -     | 40 | M060U100                  | 3.75         |
| SLN6-100             | A            | 100 | 6    | 25 | -  | 100 | 18   | -     | 40 | M060U100                  | 4.06         |
| SLN8-63              | A            | 100 | 8    | 28 | -  | 63  | 18   | -     | 40 | M080U100                  | 3.75         |
| SLN8-100             | A            | 100 | 8    | 35 | -  | 100 | 18   | -     | 40 | M080U100                  | 4.13         |
| SLN10-65             | A            | 100 | 10   | 35 | -  | 65  | 20   | -     | 44 | M100U120                  | 3.81         |
| SLN10-100            | A            | 100 | 10   | 35 | -  | 100 | 20   | -     | 44 | M100U120                  | 4.06         |
| SLN12-80             | A            | 100 | 12   | 42 | -  | 80  | 22.5 | -     | 49 | M120U160                  | 4.03         |
| SLN12-125            | A            | 100 | 12   | 42 | -  | 125 | 22.5 | -     | 49 | M120U160                  | 4.5          |
| SLN16-80             | A            | 100 | 16   | 48 | -  | 80  | 24   | -     | 52 | M140U160                  | 4.08         |
| SLN16-125            | A            | 100 | 16   | 48 | -  | 125 | 24   | -     | 52 | M140U160                  | 4.66         |
| SLN16-165L           | B            | 100 | 16   | 48 | 53 | 165 | 24   | -     | 52 | M140U160                  | 5.29         |
| SLN20-80             | A            | 100 | 20   | 52 | -  | 80  | 25   | -     | 54 | M160U160                  | 4.08         |
| SLN20-125            | A            | 100 | 20   | 52 | -  | 125 | 25   | -     | 54 | M160U160                  | 4.81         |
| SLN20-165L           | B            | 100 | 20   | 52 | 57 | 165 | 25   | -     | 54 | M160U160                  | 5.48         |
| SLN20-210L           | B            | 100 | 20   | 52 | 59 | 210 | 25   | -     | 54 | M160U160                  | 6.24         |
| SLN25-100            | A            | 100 | 25   | 65 | -  | 100 | 24   | 25    | 60 | M180Z200P                 | 4.82         |
| SLN25-165L           | B            | 100 | 25   | 65 | 70 | 165 | 24   | 25    | 60 | M180Z200P                 | 6.77         |
| SLN25-210L           | B            | 100 | 25   | 65 | 70 | 210 | 24   | 25    | 60 | M180Z200P                 | 7.93         |
| SLN32-105            | A            | 100 | 32   | 72 | -  | 105 | 24   | 28    | 60 | M200Z200P                 | 5.14         |
| SLN32-165L           | B            | 100 | 32   | 72 | 77 | 165 | 24   | 28    | 67 | M200Z200P                 | 7.09         |
| SLN32-210L           | B            | 100 | 32   | 72 | 77 | 210 | 24   | 28    | 67 | M200Z200P                 | 8.45         |
| SLN40-115            | A            | 100 | 40   | 90 | -  | 115 | 30   | 32    | 74 | M200Z250P                 | 6.17         |
| SLN42-120            | A            | 100 | 42   | 90 | -  | 120 | 30   | 32    | 73 | M200Z250P                 | 6.32         |
| SLN42-210L           | B            | 100 | 42   | 90 | 95 | 210 | 30   | 32    | 81 | M200Z250P                 | 11.09        |
| SLN50-120            | A            | 100 | 50   | 99 | -  | 120 | 35   | 35    | 86 | M240Z250P                 | 6.81         |
| SLN50.8-120          | A            | 100 | 50.8 | 98 | -  | 120 | 33   | 34.54 | 90 | M200Z250P                 | 5.76         |

注：扳手需单独订购。  
Notice: Wrenchs shall be ordered separately.

# MTA

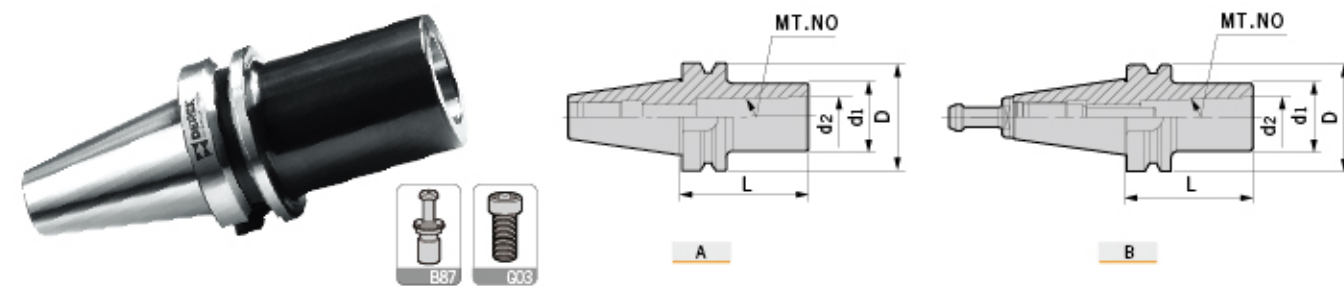
BT-MTA Morse Taper Holder  
BT-MTA 莫氏锥套刀柄 (钻头套筒)



| 型号<br>Specification  | 莫氏锥度<br>MT.NO | 图示<br>Figure | D   | d1 | d2     | L   | 重量<br>Weight |
|----------------------|---------------|--------------|-----|----|--------|-----|--------------|
| <b>BT30-</b> MTA1-45 | 1             | A            | 46  | 25 | 12.065 | 45  | 0.55         |
| MTA1-105             | 1             | B            | 46  | 25 | 12.065 | 105 | 0.80         |
| MTA2-60              | 2             | A            | 46  | 32 | 17.780 | 60  | 0.60         |
| MTA2-120             | 2             | B            | 46  | 32 | 17.780 | 120 | 0.90         |
| MTA3-80              | 3             | A            | 46  | 40 | 23.825 | 80  | 0.80         |
| <b>BT40-</b> MTA1-45 | 1             | A            | 63  | 25 | 12.065 | 45  | 1.05         |
| MTA1-120             | 1             | B            | 63  | 25 | 12.065 | 120 | 1.28         |
| MTA2-50              | 2             | A            | 63  | 32 | 17.780 | 50  | 1.00         |
| MTA2-120             | 2             | B            | 63  | 32 | 17.780 | 120 | 1.41         |
| MTA3-70              | 3             | A            | 63  | 40 | 23.825 | 70  | 1.13         |
| MTA3-135             | 3             | B            | 63  | 40 | 23.825 | 135 | 1.75         |
| MTA4-95              | 4             | A            | 63  | 48 | 31.267 | 95  | 1.35         |
| MTA4-165             | 4             | B            | 63  | 48 | 31.267 | 165 | 2.30         |
| <b>BT50-</b> MTA1-45 | 1             | A            | 100 | 25 | 12.065 | 45  | 3.59         |
| MTA1-120             | 1             | B            | 100 | 25 | 12.065 | 120 | 3.88         |
| MTA1-180             | 1             | B            | 100 | 25 | 12.065 | 180 | 4.12         |
| MTA2-60              | 2             | A            | 100 | 32 | 17.780 | 60  | 3.64         |
| MTA2-135             | 2             | B            | 100 | 32 | 17.780 | 135 | 4.17         |
| MTA2-180             | 2             | B            | 100 | 32 | 17.780 | 180 | 4.39         |
| MTA3-65              | 3             | A            | 100 | 40 | 23.825 | 65  | 3.60         |
| MTA3-150             | 3             | B            | 100 | 40 | 23.825 | 150 | 4.40         |
| MTA3-180             | 3             | B            | 100 | 40 | 23.825 | 180 | 4.73         |
| MTA4-95              | 4             | A            | 100 | 48 | 31.267 | 95  | 3.88         |
| MTA4-180             | 4             | B            | 100 | 48 | 31.267 | 180 | 5.00         |
| MTA5-105             | 5             | A            | 100 | 63 | 44.399 | 105 | 3.74         |

# MTB/SPU

BT-MTB Morse Taper Holder  
BT-MTB 莫氏锥套刀柄 (螺丝锁紧)



| 型号<br>Specification  | 莫氏锥度<br>MT.NO | 图示<br>Figure | D   | d1 | d2     | L   | 拉紧螺钉<br>Tension screw | 范围<br>Range | 重量<br>Weight |
|----------------------|---------------|--------------|-----|----|--------|-----|-----------------------|-------------|--------------|
| <b>BT30-</b> MTB1-45 | 1             | A            | 46  | 25 | 12.065 | 45  | E060U160              | Φ10-Φ14     | 0.55         |
| MTB2-60              | 2             | B            | 46  | 32 | 17.780 | 60  | BT30-45-MT2           | Φ16-Φ22     | 0.60         |
| <b>BT40-</b> MTB1-45 | 1             | A            | 63  | 25 | 12.065 | 45  | E060U160              | Φ10-Φ14     | 1.00         |
| MTB2-50              | 2             | A            | 63  | 32 | 17.780 | 50  | E100Z300-MTB          | Φ16-Φ22     | 1.02         |
| MTB3-75              | 3             | B            | 63  | 40 | 23.825 | 75  | BT40-45-MT3           | Φ24-Φ32     | 1.19         |
| MTB4-90              | 4             | B            | 63  | 48 | 31.267 | 90  | BT40-45-MT4           | Φ32-Φ50     | 1.33         |
| <b>BT50-</b> MTB1-45 | 1             | A            | 100 | 25 | 12.065 | 45  | E060U250              | Φ10-Φ14     | 3.30         |
| MTB2-45              | 2             | A            | 100 | 32 | 17.780 | 45  | E100U350              | Φ16-Φ22     | 3.57         |
| MTB3-60              | 3             | A            | 100 | 40 | 23.825 | 60  | E120U400              | Φ24-Φ32     | 3.61         |
| MTB4-75              | 4             | A            | 100 | 50 | 31.267 | 75  | E160Z400-MTB          | Φ32-Φ50     | 3.68         |
| MTB5-120             | 5             | B            | 100 | 70 | 44.399 | 120 | BT50-45-MT5           | Φ55-Φ60     | 4.10         |

注: 报价时含拉紧螺钉。  
Notice: Tension screw is included.

BT-SPU Drill Chuck Holder  
BT-SPU 直结式钻夹头刀柄

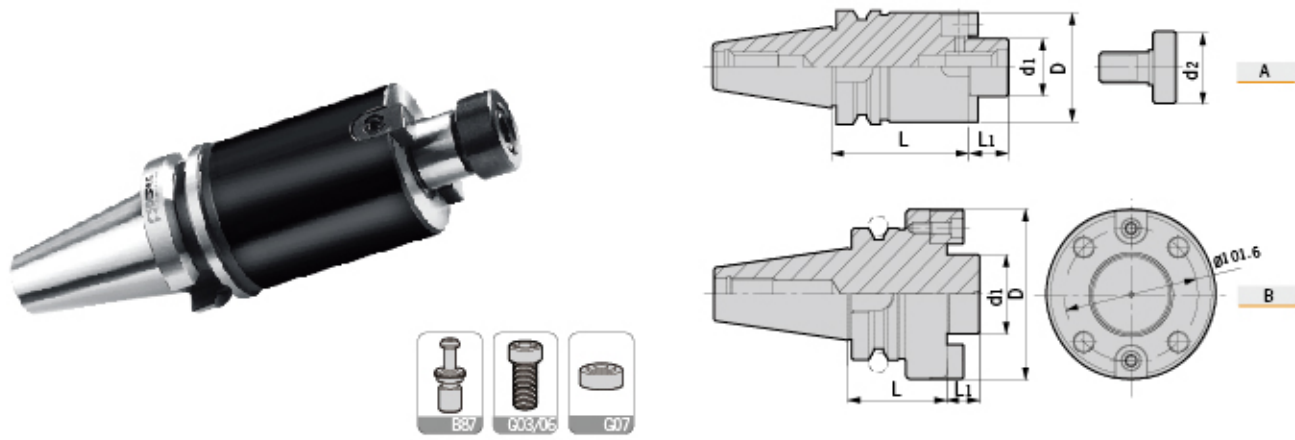


| 型号<br>Specification  | D   | d1 | d2 | L   | L1 | 偏摆精度<br>R | 夹持范围<br>Range | 重量<br>Weight |
|----------------------|-----|----|----|-----|----|-----------|---------------|--------------|
| <b>BT30-</b> SPU8-80 | 46  | 37 | 8  | 80  | 55 | 0.05      | 0-8           | 0.72         |
| SPU13-110            | 46  | 50 | 13 | 110 | 75 | 0.05      | 0.3-13        | 1.62         |
| SPU16-120            | 46  | 57 | 16 | 120 | 80 | 0.05      | 3-16          | 1.70         |
| <b>BT40-</b> SPU8-85 | 63  | 37 | 8  | 85  | 55 | 0.05      | 0-8           | 1.36         |
| SPU13-100            | 63  | 50 | 13 | 100 | 75 | 0.05      | 0.3-13        | 1.76         |
| SPU13-130            | 63  | 50 | 13 | 130 | 75 | 0.05      | 0.3-13        | 2.47         |
| SPU16-105            | 63  | 57 | 16 | 105 | 80 | 0.05      | 3-16          | 2.18         |
| <b>BT50-</b> SPU8-90 | 100 | 37 | 8  | 90  | 55 | 0.05      | 0-8           | 4.32         |
| SPU13-100            | 100 | 50 | 13 | 100 | 75 | 0.05      | 0.3-13        | 4.98         |
| SPU13-130            | 100 | 50 | 13 | 130 | 75 | 0.05      | 0.3-13        | 5.50         |
| SPU13-180            | 100 | 50 | 13 | 180 | 75 | 0.05      | 0.3-13        | 6.06         |
| SPU16-105            | 100 | 57 | 16 | 105 | 80 | 0.05      | 3-16          | 4.78         |
| SPU16-130            | 100 | 57 | 16 | 130 | 80 | 0.05      | 3-16          | 5.24         |
| SPU16-190            | 100 | 57 | 16 | 190 | 80 | 0.05      | 3-16          | 6.66         |

注: 报价时含扳手。  
Notice: Wrench is included.

# FMA

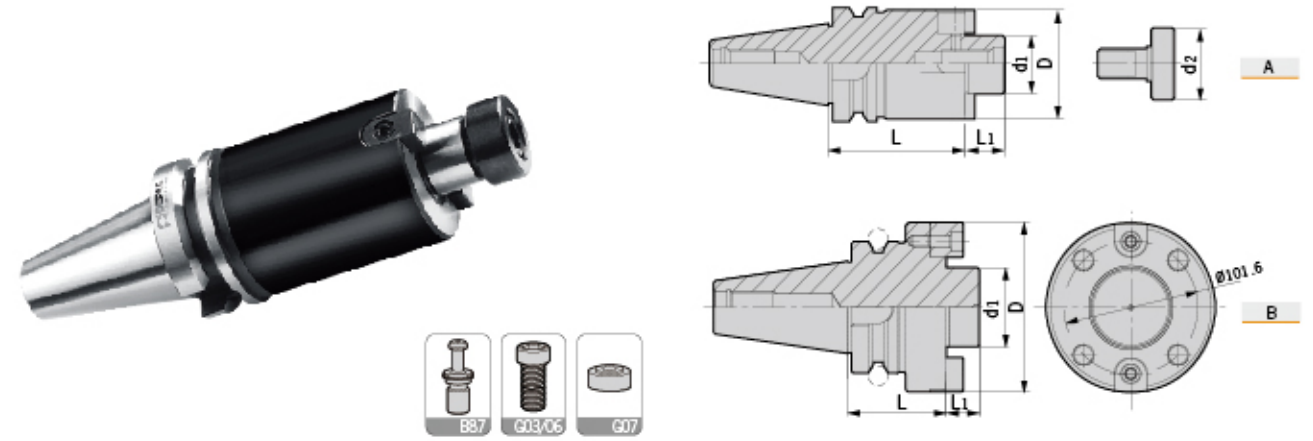
BT-FMA Face Mill Holder  
BT-FMA 平面铣刀柄 (直柄式)



| 型号<br>Specification     | 图示<br>Figure | D      | d1     | d2   | L   | L1 | 刀盘锁紧螺钉<br>Locking screw for cutter | 垫圈<br>Washer | 重量<br>Weight |
|-------------------------|--------------|--------|--------|------|-----|----|------------------------------------|--------------|--------------|
| <b>BT30-</b> FMA25.4-45 | A            | 50     | 25.40  | 31.5 | 45  | 20 | E120U300                           | -            | 1.10         |
| FMA25.4-60              | A            | 50     | 25.40  | 31.5 | 60  | 20 | E120U300                           | -            | 1.30         |
| FMA31.75-45             | A            | 60     | 31.75  | 40   | 45  | 22 | E160U350                           | -            | 1.35         |
| <b>BT40-</b> FMA25.4-45 | A            | 50     | 25.40  | 31.5 | 45  | 20 | E120U300                           | -            | 1.54         |
| FMA25.4-60              | A            | 50     | 25.40  | 31.5 | 60  | 20 | E120U300                           | -            | 1.77         |
| FMA25.4-90              | A            | 50     | 25.40  | 31.5 | 90  | 20 | E120U300                           | -            | 2.23         |
| FMA25.4-105             | A            | 50     | 25.40  | 31.5 | 105 | 20 | E120U300                           | -            | 2.47         |
| FMA31.75-45             | A            | 60     | 31.75  | 40   | 45  | 22 | E160U350                           | FM-2         | 1.65         |
| FMA31.75-75             | A            | 60     | 31.75  | 40   | 75  | 22 | E160U350                           | FM-2         | 2.31         |
| FMA31.75-90             | A            | 60     | 31.75  | 40   | 90  | 22 | E160U350                           | FM-2         | 2.64         |
| FMA38.10-60             | A            | 75     | 38.10  | 50   | 60  | 25 | E160U350                           | FM-3         | 2.36         |
| <b>BT50-</b> FMA25.4-45 | A            | 50     | 25.40  | 31.5 | 45  | 20 | E120U300                           | -            | 3.87         |
| FMA25.4-90              | A            | 50     | 25.40  | 31.5 | 90  | 20 | E120U300                           | -            | 4.54         |
| FMA25.4-150             | A            | 50     | 25.40  | 31.5 | 150 | 20 | E120U300                           | -            | 5.47         |
| FMA31.75-45             | A            | 60     | 31.75  | 40   | 45  | 22 | E160Z350-40                        | -            | 4.04         |
| FMA31.75-75             | A            | 60     | 31.75  | 40   | 75  | 22 | E160Z350-40                        | -            | 4.72         |
| FMA31.75-105            | A            | 98     | 31.75  | 40   | 105 | 22 | E160Z350-40                        | -            | 7.19         |
| FMA38.10-45             | A            | 80     | 38.10  | 50   | 45  | 25 | E160Z350-50                        | -            | 4.27         |
| FMA38.10-75             | A            | 80     | 38.10  | 50   | 75  | 25 | E160Z350-50                        | -            | 5.48         |
| FMA50.80-45             | A            | 95     | 50.80  | 65   | 45  | 36 | E240Z350-65                        | -            | 4.74         |
| FMA50.80-75             | A            | 95     | 50.80  | 65   | 75  | 36 | E240Z350-65                        | -            | 6.35         |
| FMA47.625F-75           | B            | 128.75 | 47.625 | -    | 75  | 32 | E160U500                           | -            | 7.60         |

# FMB

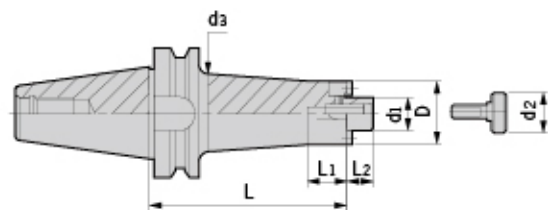
BT-FMB Face Mill Holder  
BT-FMB 平面铣刀柄 (直柄式)



| 型号<br>Specification   | 图示<br>Figure | D   | d1 | d2 | L   | L1 | 刀盘锁紧螺钉<br>Locking screw for cutter | 垫圈<br>Washer | 重量<br>Weight |
|-----------------------|--------------|-----|----|----|-----|----|------------------------------------|--------------|--------------|
| <b>BT30-</b> FMB22-45 | A            | 48  | 22 | 16 | 45  | 18 | E100U300                           | -            | 0.85         |
| FMB22-60              | A            | 48  | 22 | 16 | 60  | 18 | E100U300                           | -            | 1.25         |
| FMB27-45              | A            | 60  | 27 | 33 | 45  | 20 | E120U300                           | FM-1         | 1.20         |
| FMB27-60              | A            | 60  | 27 | 33 | 60  | 20 | E120U300                           | FM-1         | 1.35         |
| <b>BT40-</b> FMB32-45 | A            | 78  | 32 | 40 | 45  | 22 | E160U350                           | -            | 1.35         |
| FMB22-45              | A            | 48  | 22 | 16 | 45  | 18 | E100U300                           | -            | 1.31         |
| FMB22-60              | A            | 48  | 22 | 16 | 60  | 18 | E100U300                           | -            | 1.51         |
| FMB22-90              | A            | 48  | 22 | 16 | 90  | 18 | E100U300                           | -            | 1.94         |
| FMB22-150             | A            | 48  | 22 | 16 | 150 | 18 | E100U300                           | -            | 2.70         |
| FMB22-200             | A            | 48  | 22 | 16 | 200 | 18 | E100U300                           | -            | 3.43         |
| FMB27-45              | A            | 60  | 27 | 33 | 45  | 20 | E120U300                           | FM-1         | 1.52         |
| FMB27-60              | A            | 60  | 27 | 33 | 60  | 20 | E120U300                           | FM-1         | 1.86         |
| FMB27-90              | A            | 60  | 27 | 33 | 90  | 20 | E120U300                           | FM-1         | 2.51         |
| FMB27-105             | A            | 60  | 27 | 33 | 105 | 20 | E120U300                           | FM-1         | 2.86         |
| FMB32-45              | A            | 78  | 32 | 40 | 45  | 22 | E160U350                           | FM-2         | 1.87         |
| FMB32-60              | A            | 78  | 32 | 40 | 60  | 22 | E160U350                           | FM-2         | 2.32         |
| FMB40-60              | A            | 85  | 40 | 50 | 60  | 25 | E200Z350-50                        | FM-3         | 2.47         |
| <b>BT50-</b> FMB22-45 | A            | 48  | 22 | 16 | 45  | 18 | E100U300                           | -            | 3.79         |
| FMB22-90              | A            | 48  | 22 | 16 | 90  | 18 | E100U300                           | -            | 4.53         |
| FMB22-150             | A            | 48  | 22 | 16 | 150 | 18 | E100U300                           | -            | 5.27         |
| FMB22-200             | A            | 48  | 22 | 16 | 200 | 18 | E100U300                           | -            | 5.97         |
| FMB27-50              | A            | 60  | 27 | 33 | 50  | 20 | E120U300                           | FM-1         | 4.04         |
| FMB27-90              | A            | 60  | 27 | 33 | 90  | 20 | E120U300                           | FM-1         | 4.94         |
| FMB27-150             | A            | 60  | 27 | 33 | 150 | 20 | E120U300                           | FM-1         | 6.25         |
| FMB27-200             | A            | 60  | 27 | 33 | 200 | 20 | E120U300                           | FM-1         | 7.37         |
| FMB27-250             | A            | 60  | 27 | 33 | 250 | 20 | E120U300                           | FM-1         | 8.51         |
| FMB32-50              | A            | 78  | 32 | 40 | 50  | 22 | E160Z350-40                        | -            | 4.40         |
| FMB32-90              | A            | 78  | 32 | 40 | 90  | 22 | E160Z350-40                        | -            | 5.79         |
| FMB32-150             | A            | 78  | 32 | 40 | 150 | 22 | E160Z350-40                        | -            | 7.10         |
| FMB40-50              | A            | 85  | 40 | 50 | 50  | 25 | E200Z350-50                        | -            | 4.57         |
| FMB40-90              | A            | 85  | 40 | 50 | 90  | 25 | E200Z350-50                        | -            | 6.45         |
| FMB40-105             | A            | 85  | 40 | 50 | 105 | 25 | E200Z350-50                        | -            | 7.02         |
| FMB60F-75             | B            | 129 | 60 | -  | 75  | 32 | E160U500                           | -            | 8.00         |

# FMB

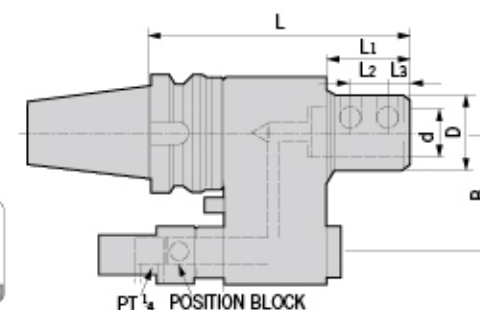
BT-FMB-BG Face Mill Holder With Extra Taper Shank  
BT-FMB-BG 平面铣刀柄 (加长斜度柄)



| 型号<br>Specification     | D  | d1 | d2 | d3   | L   | L1 | L2 | 刀盘锁紧螺钉<br>Locking screw for cutter | 重量<br>Weight |
|-------------------------|----|----|----|------|-----|----|----|------------------------------------|--------------|
| <b>BT40-FMB22-150BG</b> | 48 | 22 | 16 | 50   | 150 | 30 | 18 | E100U300                           | 2.83         |
| <b>FMB22-200BG</b>      | 48 | 22 | 16 | 50   | 200 | 30 | 18 | E100U300                           | 3.57         |
| <b>FMB22-250BG</b>      | 48 | 22 | 16 | 50   | 250 | 30 | 18 | E100U300                           | 4.29         |
| <b>FMB22-300BG</b>      | 48 | 22 | 16 | 50   | 300 | 30 | 18 | E100U300                           | 5.04         |
| <b>BT50-FMB22-150BG</b> | 58 | 22 | 16 | 62.5 | 150 | 58 | 18 | E100U300                           | 6.17         |
| <b>FMB22-200BG</b>      | 58 | 22 | 16 | 62.5 | 200 | 58 | 18 | E100U300                           | 7.28         |
| <b>FMB22-250BG</b>      | 58 | 22 | 16 | 62.5 | 250 | 58 | 18 | E100U300                           | 8.41         |
| <b>FMB22-300BG</b>      | 58 | 22 | 16 | 62.5 | 300 | 58 | 18 | E100U300                           | 9.55         |

# SLO/CSO/PB

BT-SLO Oil-feed Holder  
BT-SLO油路刀柄

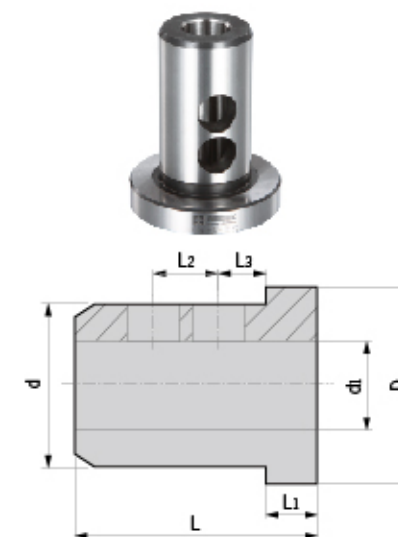


| 型号<br>Specification    | D  | d  | L1 | L2 | L3 | L   | B     | 侧面压紧螺钉<br>Side-lock screw | 扳手<br>Wrench | 重量<br>Weight |
|------------------------|----|----|----|----|----|-----|-------|---------------------------|--------------|--------------|
| <b>BT40- SLO32-150</b> | 72 | 32 | 50 | 15 | 15 | 150 | 60/65 | M120U200                  | L06D         | 5.33/5.35    |
| <b>SLO40-150</b>       | 72 | 40 | 50 | 18 | 19 | 150 | 60/65 | M140U200                  | L06D         | 5.04/5.07    |
| <b>BT50- SLO32-160</b> | 72 | 32 | 50 | 15 | 15 | 160 | 80/82 | M120U200                  | L06D         | 8.63/8.65    |
| <b>SLO40-160</b>       | 72 | 40 | 50 | 18 | 19 | 160 | 80/82 | M140U200                  | L06D         | 8.33/8.35    |

注: 报价时含扳手, 请于订购时, 依据机台规格确认中心距离B的尺寸。  
Notice: 1. Wrench is included; 2. Before order please check the distance B.

## CSO Reducing Sleeve CSO 油路刀套

| 型号<br>Specification | D  | d  | d1 | L1 | L2 | L3 | L  | 重量<br>Weight |
|---------------------|----|----|----|----|----|----|----|--------------|
| <b>CSO 32-16</b>    | 53 | 32 | 16 | 10 | 15 | 15 | 65 | 0.40         |
| <b>32-20</b>        | 53 | 32 | 20 | 10 | 15 | 15 | 65 | 0.35         |
| <b>32-25</b>        | 53 | 32 | 25 | 10 | 15 | 15 | 65 | 0.26         |
| <b>40-16</b>        | 63 | 40 | 16 | 10 | 18 | 19 | 75 | 0.74         |
| <b>40-20</b>        | 63 | 40 | 20 | 10 | 18 | 19 | 75 | 0.68         |
| <b>40-25</b>        | 63 | 40 | 25 | 10 | 18 | 19 | 75 | 0.59         |
| <b>40-32</b>        | 63 | 40 | 32 | 10 | 18 | 19 | 75 | 0.41         |

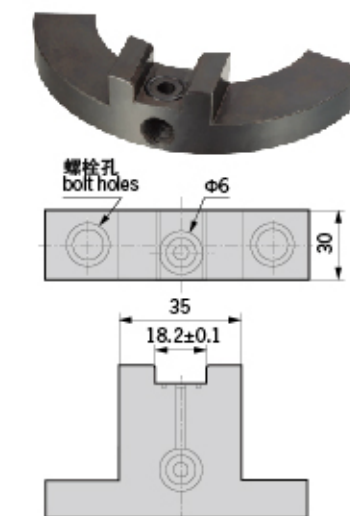


## PB Oil-feed Holder Positioning Block PB 油路止动块

| 型号<br>Specification | 重量<br>Weight |
|---------------------|--------------|
| <b>BT40-PB30-35</b> | 0.53         |
| <b>BT50-PB30-35</b> | 0.46         |

注意: 在使用油路刀柄时, 止动块是必需的配套附件。  
止动块可安装到ATC等机器上。因此, 随着越来越多的不同型号的机器, 有必要与机械制造商协商正确安装。

Notice: Using oil-feed holder, positioning block is required.  
Make sure to apply of the right method when assembling this block to different machines.



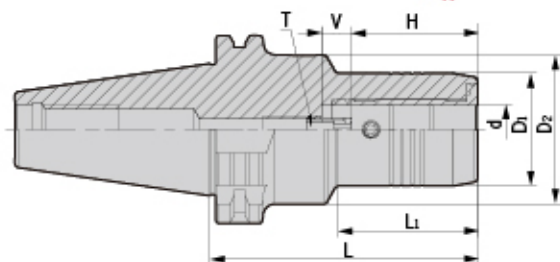
# DHP

SK-DHP Hydraulic Chuck  
SK-DHP 液压刀柄

**NEW**



MAX  
30,000  
min<sup>-1</sup>



| 型号<br>Specification | d  | D1 | D2 | L1 | L    | H    | V  | T           | 压紧螺钉<br>Insert Screw | 适用筒夹<br>Suit collet | 扳手<br>Wrench | 重量<br>Weight |
|---------------------|----|----|----|----|------|------|----|-------------|----------------------|---------------------|--------------|--------------|
| SK40- DHP6-65       | 6  | 28 | 50 | 28 | 65   | 27.5 | 10 | M050Z150-D  | M080U120-D           | -                   | T04-L        | 1.26         |
| DHP6-80.5           | 6  | 28 | 50 | 44 | 80.5 | 27.5 | 10 | M050Z150-D  | M080U120-D           | -                   | T04-L        | 1.35         |
| DHP6-110            | 6  | 28 | 50 | 44 | 110  | 27.5 | 10 | M050Z150-D  | M080U120-D           | -                   | T04-L        | 1.77         |
| DHP8-65             | 8  | 30 | 50 | 23 | 65   | 27.5 | 10 | M060Z150-D  | M080U140-D           | -                   | T04-L        | 1.26         |
| DHP8-80.5           | 8  | 30 | 50 | 44 | 80.5 | 27.5 | 10 | M060Z150-D  | M080U140-D           | -                   | T04-L        | 1.38         |
| DHP8-110            | 8  | 30 | 50 | 44 | 110  | 27.5 | 10 | M060Z150-D  | M080U140-D           | -                   | T04-L        | 1.84         |
| DHP10-65            | 10 | 32 | 50 | 23 | 65   | 32.5 | 10 | M060Z150-D  | M080U140-D           | -                   | T04-L        | 1.28         |
| DHP10-80.5          | 10 | 32 | 50 | 44 | 80.5 | 32.5 | 10 | M060Z150-D  | M080U140-D           | -                   | T04-L        | 1.40         |
| DHP10-110           | 10 | 32 | 50 | 44 | 110  | 32.5 | 10 | M060Z150-D  | M080U140-D           | -                   | T04-L        | 1.95         |
| DHP12-65            | 12 | 34 | 50 | 23 | 65   | 37.5 | 10 | M060Z150-D  | M080U120-D           | D12/OD12            | T04-L        | 1.28         |
| DHP12-80.5          | 12 | 34 | 50 | 44 | 80.5 | 37.5 | 10 | M060Z150-D  | M080U120-D           | D12/OD12            | T04-L        | 1.45         |
| DHP12-110           | 12 | 34 | 50 | 44 | 110  | 37.5 | 10 | M060Z150-D  | M080U120-D           | D12/OD12            | T04-L        | 2.00         |
| DHP14-75            | 14 | 36 | 50 | 30 | 75   | 37.5 | 10 | M060Z150-D  | M080U140-D           | -                   | T04-L        | 1.40         |
| DHP14-80.5          | 14 | 36 | 50 | 44 | 80.5 | 37.5 | 10 | M060Z150-D  | M080U140-D           | -                   | T04-L        | 1.49         |
| DHP14-110           | 14 | 36 | 50 | 44 | 110  | 37.5 | 10 | M060Z150-D  | M080U140-D           | -                   | T04-L        | 2.02         |
| DHP16-75            | 16 | 38 | 50 | 30 | 75   | 42.5 | 10 | M080Z150P-D | M080U140-D           | -                   | T04-L        | 1.44         |
| DHP16-80.5          | 16 | 38 | 50 | 48 | 80.5 | 42.5 | 10 | M080Z150P-D | M080U140-D           | -                   | T04-L        | 1.55         |
| DHP16-110           | 16 | 38 | 50 | 48 | 110  | 42.5 | 10 | M080Z150P-D | M080U140-D           | -                   | T04-L        | 2.21         |
| DHP18-75            | 18 | 41 | 50 | 30 | 75   | 42.5 | 10 | M080Z150P-D | M080U140-D           | -                   | T04-L        | 1.48         |
| DHP18-80.5          | 18 | 41 | 50 | 48 | 80.5 | 42.5 | 10 | M080Z150P-D | M080U140-D           | -                   | T04-L        | 1.58         |
| DHP18-135           | 18 | 41 | 50 | 48 | 110  | 42.5 | 10 | M080Z150P-D | M080U140-D           | -                   | T04-L        | 2.65         |
| DHP20-75            | 20 | 43 | 50 | 30 | 75   | 42.5 | 10 | M080Z150P-D | M080U140-D           | D20/OD20            | T04-L        | 1.40         |
| DHP20-80.5          | 20 | 43 | 50 | 48 | 80.5 | 42.5 | 10 | M080Z150P-D | M080U140-D           | D20/OD20            | T04-L        | 1.65         |
| DHP20-110           | 20 | 43 | 50 | 48 | 110  | 42.5 | 10 | M080Z150P-D | M080U140-D           | D20/OD20            | T04-L        | 2.70         |
| DHP25-80.5          | 25 | 57 | 66 | 26 | 80.5 | 51   | 10 | M160Z150P-D | M100U120-D           | -                   | T05-L        | 2.00         |
| DHP32-80.5          | 32 | 63 | 80 | 26 | 80.5 | 55   | 10 | M160Z150P-D | M100U180-D           | D32/OD32            | T05-L        | 2.20         |

转下页  
See next page

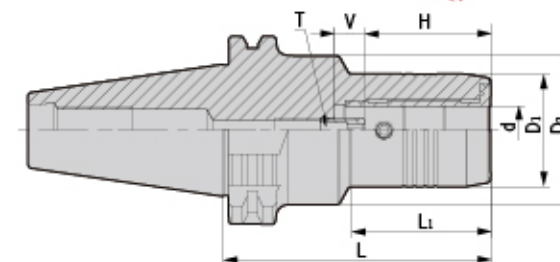
# DHP

SK-DHP Hydraulic Chuck  
SK-DHP 液压刀柄

**NEW**



MAX  
30,000  
min<sup>-1</sup>



| 型号<br>Specification | d  | D1 | D2 | L1    | L    | H    | V  | T           | 压紧螺钉<br>Insert Screw | 适用筒夹<br>Suit collet | 扳手<br>Wrench | 重量<br>Weight |
|---------------------|----|----|----|-------|------|------|----|-------------|----------------------|---------------------|--------------|--------------|
| SK50- DHP6-90       | 6  | 28 | 50 | 44    | 90   | 27.5 | 10 | M050Z150-D  | M080U120-D           | -                   | T04-L        | 4.03         |
| DHP6-140            | 6  | 28 | 50 | 44    | 140  | 27.5 | 10 | M050Z150-D  | M080U120-D           | -                   | T04-L        | 4.65         |
| DHP8-90             | 8  | 30 | 50 | 44    | 90   | 27.5 | 10 | M060Z150-D  | M080U140-D           | -                   | T04-L        | 4.06         |
| DHP8-140            | 8  | 30 | 50 | 44    | 140  | 27.5 | 10 | M060Z150-D  | M080U140-D           | -                   | T04-L        | 4.68         |
| DHP10-90            | 10 | 32 | 50 | 44    | 90   | 32.5 | 10 | M060Z150-D  | M080U140-D           | -                   | T04-L        | 4.08         |
| DHP10-140           | 10 | 32 | 50 | 44    | 140  | 32.5 | 10 | M060Z150-D  | M080U140-D           | -                   | T04-L        | 4.71         |
| DHP12-90            | 12 | 34 | 50 | 44    | 90   | 37.5 | 10 | M060Z150-D  | M080U120-D           | D12/OD12            | T04-L        | 4.09         |
| DHP12-140           | 12 | 34 | 50 | 44    | 140  | 37.5 | 10 | M060Z150-D  | M080U120-D           | D12/OD12            | T04-L        | 4.73         |
| DHP14-90            | 14 | 36 | 50 | 47    | 90   | 37.5 | 10 | M060Z150-D  | M080U140-D           | -                   | T04-L        | 4.10         |
| DHP14-140           | 14 | 36 | 50 | 47    | 140  | 37.5 | 10 | M060Z150-D  | M080U140-D           | -                   | T04-L        | 4.75         |
| DHP16-90            | 16 | 38 | 50 | 48    | 90   | 42.5 | 10 | M080Z150P-D | M080U140-D           | -                   | T04-L        | 4.12         |
| DHP16-140           | 16 | 38 | 50 | 48    | 140  | 42.5 | 10 | M080Z150P-D | M080U140-D           | -                   | T04-L        | 4.81         |
| DHP18-90            | 18 | 41 | 50 | 48    | 90   | 42.5 | 10 | M080Z150P-D | M080U140-D           | -                   | T04-L        | 4.14         |
| DHP18-140           | 18 | 41 | 50 | 48    | 140  | 42.5 | 10 | M080Z150P-D | M080U140-D           | -                   | T04-L        | 4.85         |
| DHP20-80.5          | 20 | 43 | 50 | 44    | 80.5 | 42.5 | 10 | M080Z150P-D | M080U140-D           | D20/OD20            | T04-L        | 4.11         |
| DHP20-90            | 20 | 43 | 50 | 48    | 90   | 42.5 | 10 | M080Z150P-D | M080U140-D           | D20/OD20            | T04-L        | 4.35         |
| DHP20-110           | 20 | 43 | 50 | 48    | 110  | 42.5 | 10 | M080Z150P-D | M080U140-D           | D20/OD20            | T04-L        | 4.65         |
| DHP20-140           | 20 | 43 | 50 | 48    | 140  | 42.5 | 10 | M080Z150P-D | M080U140-D           | D20/OD20            | T04-L        | 4.95         |
| DHP25-105           | 25 | 57 | -  | 85.9  | 105  | 51   | 10 | M160Z150P-D | M100U120-D           | -                   | T05-L        | 4.60         |
| DHP25-140           | 25 | 57 | -  | 120.9 | 140  | 51   | 10 | M160Z150P-D | M100U120-D           | -                   | T05-L        | 5.40         |
| DHP32-115           | 32 | 63 | -  | 95.9  | 115  | 55   | 10 | M160Z150P-D | M100U180-D           | D32/OD32            | T05-L        | 4.85         |
| DHP32-140           | 32 | 63 | -  | 120.9 | 140  | 55   | 10 | M160Z150P-D | M100U180-D           | D32/OD32            | T05-L        | 5.67         |

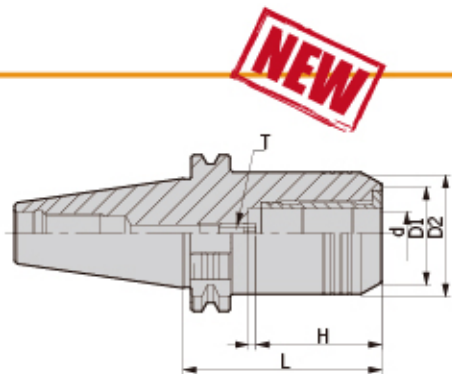
注：报价含扳手，筒夹需单独订购。  
Notice: Wrench is included, while collet shall be ordered separately.

### 特点 / Feature

- DHP刀具系列用途高转速、高精密切削加工，切削效果佳。
- 动平衡设定: G2.5; 20,000 rpm。
- 3D处径向跳动 ≤ 0.003 mm。
- For high-speed and high precision cutting;
- Balanced: G2.5; 20,000 rpm;
- Runout (X3D): ≤ 0.003 mm.

# DHP

SK-DHP Short Design Hydraulic Chuck  
SK-DHP 短款液压刀柄



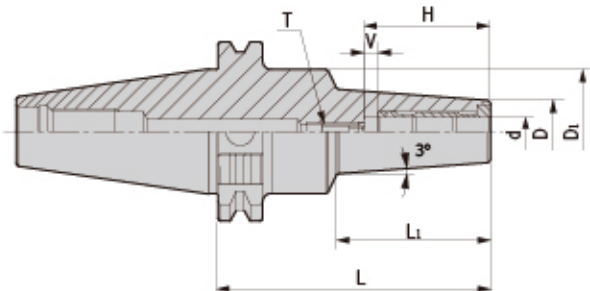
**NEW**

| 型号<br>Specification | d  | D1 | D2   | L    | H    | V  | T           | 适用筒夹<br>Suit collet | 扳手<br>Wrench | 重量<br>Weight |
|---------------------|----|----|------|------|------|----|-------------|---------------------|--------------|--------------|
| SK40- DHP20P-64.5   | 20 | 40 | 49.5 | 64.5 | 42.5 | 10 | M080Z150P-D | D20/OD20            | T04-L        | 1.22         |
| SK50- DHP32P-81     | 32 | 60 | 72   | 81   | 55   | 10 | M160Z150P-D | D32/OD32            | T05-L        | 4.15         |

SK-DHP Super Slim Hydraulic Chuck  
SK-DHP 超细长液压刀柄



MAX  
30,000  
min<sup>-1</sup>



**NEW**

| 型号<br>Specification | d  | D  | D1 | H  | V  | L   | L1 | T           | 压紧螺钉<br>Insert Screw | 适用筒夹<br>Suit collet | T型加长扳手<br>Wrench-T | 重量<br>Weight |
|---------------------|----|----|----|----|----|-----|----|-------------|----------------------|---------------------|--------------------|--------------|
| SK40- DHP4S-115     | 4  | 11 | 46 | 24 | -  | 115 | 72 | -           | M080U120-D           | -                   | T04-L              | 1.30         |
| DHP6S-115           | 6  | 13 | 46 | 40 | 10 | 115 | 74 | M050Z150-D  | M080U140-D           | -                   | T04-L              | 1.40         |
| DHP8S-115           | 8  | 15 | 46 | 40 | 10 | 115 | 74 | M060Z150-D  | M080U140-D           | -                   | T04-L              | 1.40         |
| DHP10S-115          | 10 | 17 | 46 | 41 | 10 | 115 | 74 | M080Z150P-D | M080U140-D           | -                   | T04-L              | 1.40         |
| DHP12S-115          | 12 | 19 | 46 | 46 | 10 | 115 | 75 | M080Z150P-D | M080U120-D           | D12/OD12            | T04-L              | 1.40         |

注: 报价时含扳手, 筒夹需单独订购。  
Notice: Wrench is included, while collet shall be ordered separately.

### 特点 / Feature

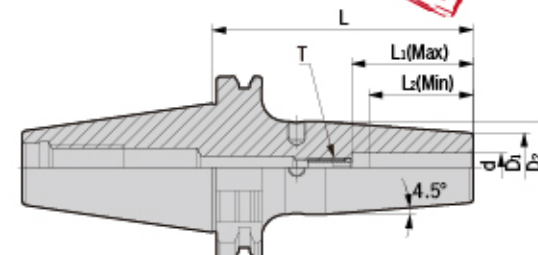
- DHP刀具系列用途高转速、高精密切削加工, 切削效果佳。
- 动平衡设定: G2.5; 25,000 rpm。
- 3D处径向跳动 ≤ 0.003 mm。
- For high-speed and high precision cutting;
- Balanced: G2.5; 25,000 rpm;
- Runout (X3D): ≤ 0.003 mm.

# SF

SK-SF Shrink Fit Holder  
SK-SF 烧结式热装刀柄 (一体式)



MAX  
50,000  
min<sup>-1</sup>



**NEW**

| 型号<br>Specification | d  | D1 | D2 | L   | L1 (Max) | L2 (Min) | T            | 重量<br>Weight |
|---------------------|----|----|----|-----|----------|----------|--------------|--------------|
| SK30- SF3-80        | 3  | 10 | 10 | 80  | -        | 9        | -            | 0.35         |
| SF4-80              | 4  | 10 | 10 | 80  | -        | 12       | -            | 0.40         |
| SF5-80              | 5  | 10 | 10 | 80  | -        | 15       | -            | 0.43         |
| SF6-80              | 6  | 21 | 27 | 80  | 36       | 26       | M050Z150-D   | 0.45         |
| SF8-80              | 8  | 21 | 27 | 80  | 36       | 26       | M060Z150-D   | 0.50         |
| SF10-80             | 10 | 24 | 32 | 80  | 42       | 32       | M060Z150-D   | 0.55         |
| SF12-80             | 12 | 24 | 32 | 80  | 47       | 37       | M060Z150-D   | 0.62         |
| SF16-80             | 16 | 27 | 34 | 80  | 50       | 40       | M080Z150-P-D | 0.68         |
| SK40- SF3-90        | 3  | 10 | 10 | 90  | -        | 9        | -            | 1.00         |
| SF4-90              | 4  | 10 | 10 | 90  | -        | 12       | -            | 1.10         |
| SF5-90              | 5  | 10 | 10 | 90  | -        | 15       | -            | 1.00         |
| SF6-90              | 6  | 21 | 27 | 90  | 36       | 26       | M050Z150-D   | 1.15         |
| SF6-130             | 6  | 21 | 27 | 130 | 36       | 26       | M050Z150-D   | 1.20         |
| SF6-160             | 6  | 21 | 27 | 160 | 36       | 26       | M050Z150-D   | 1.40         |
| SF6-200             | 6  | 21 | 27 | 200 | 36       | 26       | M050Z150-D   | 1.90         |
| SF8-90              | 8  | 21 | 27 | 90  | 36       | 26       | M060Z150-D   | 1.15         |
| SF8-130             | 8  | 21 | 27 | 130 | 36       | 26       | M060Z150-D   | 1.30         |
| SF8-160             | 8  | 21 | 27 | 160 | 36       | 26       | M060Z150-D   | 1.50         |
| SF8-200             | 8  | 21 | 27 | 200 | 36       | 26       | M060Z150-D   | 1.90         |
| SF10-90             | 10 | 24 | 32 | 90  | 42       | 32       | M060Z150-D   | 1.20         |
| SF10-130            | 10 | 24 | 32 | 130 | 42       | 32       | M060Z150-D   | 1.50         |
| SF10-160            | 10 | 24 | 32 | 160 | 42       | 32       | M060Z150-D   | 1.80         |
| SF10-200            | 10 | 24 | 32 | 200 | 42       | 32       | M060Z150-D   | 1.90         |
| SF12-90             | 12 | 24 | 32 | 90  | 47       | 37       | M080Z150-P-D | 1.30         |
| SF12-130            | 12 | 24 | 32 | 130 | 47       | 37       | M080Z150-P-D | 1.60         |
| SF12-160            | 12 | 24 | 32 | 160 | 47       | 37       | M080Z150-P-D | 1.80         |
| SF12-200            | 12 | 24 | 32 | 200 | 47       | 37       | M080Z150-P-D | 2.00         |
| SF14-90             | 14 | 27 | 34 | 90  | 47       | 37       | M080Z150-P-D | 1.30         |
| SF14-130            | 14 | 27 | 34 | 130 | 47       | 37       | M080Z150-P-D | 1.60         |
| SF14-160            | 14 | 27 | 34 | 160 | 47       | 37       | M080Z150-P-D | 1.80         |
| SF14-200            | 14 | 27 | 34 | 200 | 47       | 37       | M080Z150-P-D | 2.00         |
| SF16-90             | 16 | 27 | 34 | 90  | 50       | 40       | M080Z150-P-D | 1.40         |
| SF16-130            | 16 | 27 | 34 | 130 | 50       | 40       | M080Z150-P-D | 1.70         |
| SF16-160            | 16 | 27 | 34 | 160 | 50       | 40       | M080Z150-P-D | 1.95         |
| SF16-200            | 16 | 27 | 34 | 200 | 50       | 40       | M080Z150-P-D | 2.20         |

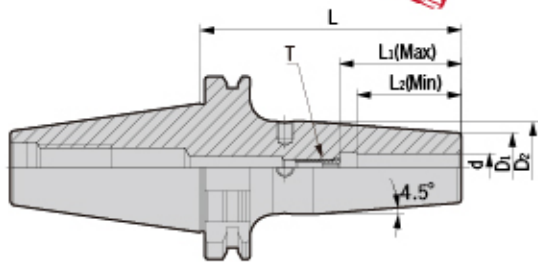
转下页  
See next page

# SF

SK-SF Shrink Fit Holder  
SK-SF 烧结式热装刀柄 (一体式)



MAX  
50,000  
min<sup>-1</sup>



**NEW**

| 型号<br>Specification  | d  | D1 | D2 | L   | L1 (Max) | L2 (Min) | T            | 重量<br>Weight |
|----------------------|----|----|----|-----|----------|----------|--------------|--------------|
| <b>SK40-</b> SF18-90 | 18 | 33 | 42 | 90  | 50       | 40       | M080Z150-P-D | 1.50         |
| SF18-130             | 18 | 33 | 42 | 130 | 50       | 40       | M080Z150-P-D | 1.80         |
| SF18-160             | 18 | 33 | 42 | 160 | 50       | 40       | M080Z150-P-D | 2.00         |
| SF18-200             | 18 | 33 | 42 | 200 | 50       | 40       | M080Z150-P-D | 2.30         |
| SF20-90              | 20 | 33 | 42 | 90  | 52       | 42       | M080Z150-P-D | 1.55         |
| SF20-130             | 20 | 33 | 42 | 130 | 52       | 42       | M080Z150-P-D | 1.85         |
| SF20-160             | 20 | 33 | 42 | 160 | 52       | 42       | M080Z150-P-D | 2.05         |
| SF20-200             | 20 | 33 | 42 | 200 | 52       | 42       | M080Z150-P-D | 2.35         |
| SF25-100             | 25 | 44 | 53 | 100 | 58       | 48       | M160Z150-P-D | 1.65         |
| SF25-130             | 25 | 44 | 53 | 130 | 58       | 48       | M160Z150-P-D | 1.90         |
| SF25-160             | 25 | 44 | 53 | 160 | 58       | 48       | M160Z150-P-D | 2.20         |
| SF25-200             | 25 | 44 | 53 | 200 | 58       | 48       | M160Z150-P-D | 2.50         |
| SF32-100             | 32 | 44 | 53 | 100 | 58       | 48       | M160Z150-P-D | 2.00         |
| SF32-130             | 32 | 44 | 53 | 130 | 58       | 48       | M160Z150-P-D | 2.30         |
| SF32-160             | 32 | 44 | 53 | 160 | 58       | 48       | M160Z150-P-D | 2.60         |
| <b>SK50-</b> SF6-100 | 6  | 21 | 27 | 100 | 36       | 26       | M050Z150-D   | 3.70         |
| SF6-130              | 6  | 21 | 27 | 130 | 36       | 26       | M050Z150-D   | 3.80         |
| SF6-160              | 6  | 21 | 27 | 160 | 36       | 26       | M050Z150-D   | 3.88         |
| SF6-200              | 6  | 21 | 27 | 200 | 36       | 26       | M050Z150-D   | 4.00         |
| SF8-100              | 8  | 21 | 27 | 100 | 36       | 26       | M060Z150-D   | 3.60         |
| SF8-130              | 8  | 21 | 27 | 130 | 36       | 26       | M060Z150-D   | 3.70         |
| SF8-160              | 8  | 21 | 27 | 160 | 36       | 26       | M060Z150-D   | 3.90         |
| SF8-200              | 8  | 21 | 27 | 200 | 36       | 26       | M060Z150-D   | 4.00         |
| SF10-100             | 10 | 24 | 32 | 100 | 42       | 32       | M060Z150-D   | 3.65         |
| SF10-130             | 10 | 24 | 32 | 130 | 42       | 32       | M060Z150-D   | 3.78         |
| SF10-160             | 10 | 24 | 32 | 160 | 42       | 32       | M060Z150-D   | 4.00         |
| SF10-200             | 10 | 24 | 32 | 200 | 42       | 32       | M060Z150-D   | 4.15         |
| SF12-100             | 12 | 24 | 32 | 100 | 47       | 37       | M080Z150-P-D | 3.70         |
| SF12-130             | 12 | 24 | 32 | 130 | 47       | 37       | M080Z150-P-D | 3.80         |
| SF12-160             | 12 | 24 | 32 | 160 | 47       | 37       | M080Z150-P-D | 4.10         |
| SF12-200             | 12 | 24 | 32 | 200 | 47       | 37       | M080Z150-P-D | 4.25         |
| SF14-100             | 14 | 27 | 34 | 100 | 47       | 37       | M080Z150-P-D | 3.70         |
| SF14-130             | 14 | 27 | 34 | 130 | 47       | 37       | M080Z150-P-D | 3.80         |
| SF14-160             | 14 | 27 | 34 | 160 | 47       | 37       | M080Z150-P-D | 4.10         |
| SF14-200             | 14 | 27 | 34 | 200 | 47       | 37       | M080Z150-P-D | 4.25         |

转下页  
See next page

# SF/DSF

SK-SF Shrink Fit Holder  
SK-SF 烧结式热装刀柄 (一体式)

| 型号<br>Specification   | d  | D1 | D2 | L   | L1 (Max) | L2 (Min) | T            | 重量<br>Weight |
|-----------------------|----|----|----|-----|----------|----------|--------------|--------------|
| <b>SK50-</b> SF16-100 | 16 | 27 | 34 | 100 | 50       | 40       | M080Z150-P-D | 3.75         |
| SF16-130              | 16 | 27 | 34 | 130 | 50       | 40       | M080Z150-P-D | 3.88         |
| SF16-160              | 16 | 27 | 34 | 160 | 50       | 40       | M080Z150-P-D | 4.20         |
| SF16-200              | 16 | 27 | 34 | 200 | 50       | 40       | M080Z150-P-D | 4.50         |
| SF18-100              | 18 | 33 | 42 | 100 | 50       | 40       | M080Z150-P-D | 3.75         |
| SF18-130              | 18 | 33 | 42 | 130 | 50       | 40       | M080Z150-P-D | 3.88         |
| SF18-160              | 18 | 33 | 42 | 160 | 50       | 40       | M080Z150-P-D | 4.20         |
| SF18-200              | 18 | 33 | 42 | 200 | 50       | 40       | M080Z150-P-D | 4.50         |
| SF20-100              | 20 | 33 | 42 | 100 | 52       | 42       | M080Z150-P-D | 3.80         |
| SF20-130              | 20 | 33 | 42 | 130 | 52       | 42       | M080Z150-P-D | 4.00         |
| SF20-160              | 20 | 33 | 42 | 160 | 52       | 42       | M080Z150-P-D | 4.30         |
| SF20-200              | 20 | 33 | 42 | 200 | 52       | 42       | M080Z150-P-D | 4.60         |
| SF25-100              | 25 | 44 | 53 | 100 | 58       | 48       | M160Z150-P-D | 3.82         |
| SF25-130              | 25 | 44 | 53 | 130 | 58       | 48       | M160Z150-P-D | 4.05         |
| SF25-160              | 25 | 44 | 53 | 160 | 58       | 48       | M160Z150-P-D | 4.33         |
| SF25-200              | 25 | 44 | 53 | 200 | 58       | 48       | M160Z150-P-D | 4.65         |
| SF32-100              | 32 | 44 | 53 | 100 | 58       | 48       | M160Z150-P-D | 4.00         |
| SF32-130              | 32 | 44 | 53 | 130 | 58       | 48       | M160Z150-P-D | 4.40         |
| SF32-160              | 32 | 44 | 53 | 160 | 58       | 48       | M160Z150-P-D | 4.70         |
| SF32-200              | 32 | 44 | 53 | 200 | 58       | 48       | M160Z150-P-D | 5.00         |

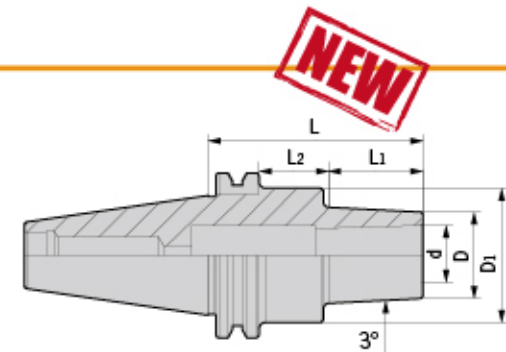
### 特点 / Feature

- 动平衡设定: G2.5; 25,000 rpm。 ■Balanced: G2.5; 25,000 rpm;
- 3D处径向跳动 ≤ 0.003 mm。 ■Runout (X3D): ≤ 0.003 mm.

SK-DSF Shrink Fit Holder  
SK-DSF 烧结式热装刀柄 (分体式)



MAX  
50,000  
min<sup>-1</sup>



**NEW**

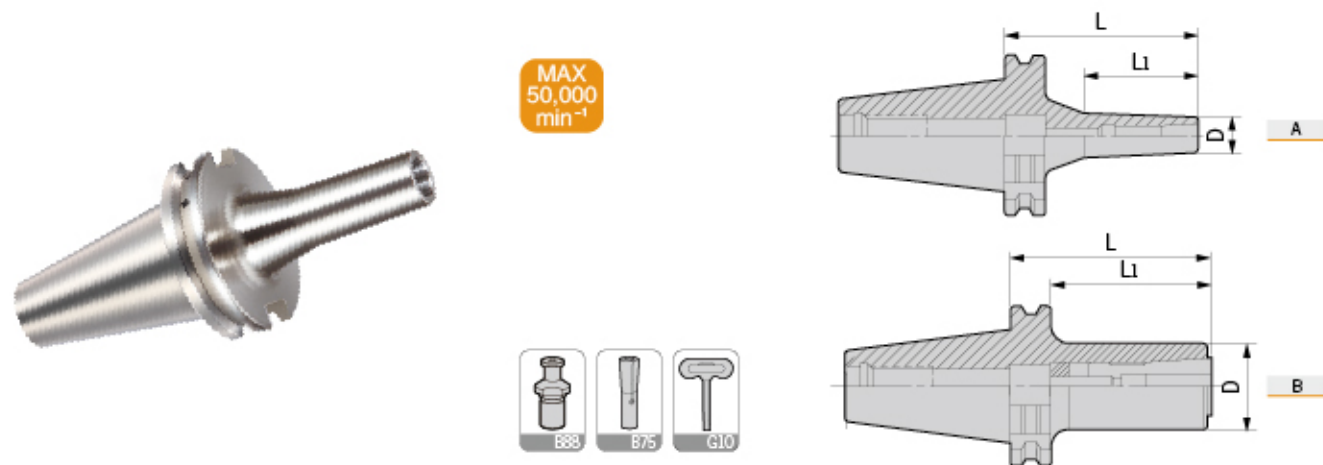
| 型号<br>Specification   | D  | D1 | L1  | L2 | L   | 拉紧螺钉<br>Tension screw | 止动螺母<br>Stop nut | T型扳手<br>Wrench | 重量<br>Weight |
|-----------------------|----|----|-----|----|-----|-----------------------|------------------|----------------|--------------|
| <b>SK40-</b> DSF12-45 | 38 | -  | 18  | -  | 50  | E100Z300              | ZD12-1           | T06            | 1.08         |
| DSF12-75              | 38 | -  | 48  | -  | 75  | E100Z300              | ZD12-1           | T06-L          | 1.40         |
| DSF12-135             | 41 | -  | 108 | -  | 135 | E100Z300              | ZD12-1           | T06-L          | 2.20         |
| <b>SK50-</b> DSF12-75 | 38 | 65 | 25  | 21 | 75  | E100Z400              | ZD12-1           | T06-L          | 4.00         |
| DSF12-105             | 41 | 65 | 55  | 21 | 105 | E100Z700              | ZD12-1           | T06-L          | 4.40         |
| DSF12-135             | 41 | 65 | 85  | 21 | 135 | E100Z1000             | ZD12-1           | T06-L          | 4.70         |

注: 报价时含扳手。  
Notice: Wrench is included.

### 特点 / Feature

- 动平衡设定: G2.5; 25,000 rpm。 ■Balanced: G2.5; 25,000 rpm;
- 3D处径向跳动 ≤ 0.003 mm。 ■Runout (X3D): ≤ 0.003 mm.

## SK-DC Precision Slim Collet Chuck SK-DC 小径精密筒夹刀柄



| 型号<br>Specification  | 图示<br>Figure | D  | L <sub>1</sub> | L   | 适用筒夹<br>Suit collet | 拉紧螺钉<br>Tension screw | 止动螺母<br>Stop nut | 扳手<br>Wrench | 重量<br>Weight |
|----------------------|--------------|----|----------------|-----|---------------------|-----------------------|------------------|--------------|--------------|
| <b>SK40-DC6-90</b>   | A            | 13 | 45             | 90  | DC6                 | E050U450              | ZD6-2            | T04-L        | 1.05         |
| <b>DC8-90</b>        | A            | 22 | 53             | 90  | DC8                 | E060U600              | ZD8-1            | T05-L        | 1.10         |
| <b>DC10-90</b>       | B            | 28 | 74             | 90  | DC10                | E080U300              | ZD10-2           | T06-L        | 1.20         |
| <b>DC12-90</b>       | B            | 34 | 74             | 90  | DC12                | E100U350              | ZD12-1           | T08-L        | 1.28         |
| <b>SK50-DC10-110</b> | A            | 28 | 57             | 110 | DC10                | E080U800              | ZD12-1           | T06-L        | 4.20         |
| <b>DC12-110</b>      | B            | 34 | 94             | 110 | DC12                | E100U350              | ZD12-1           | T08-L        | 4.70         |

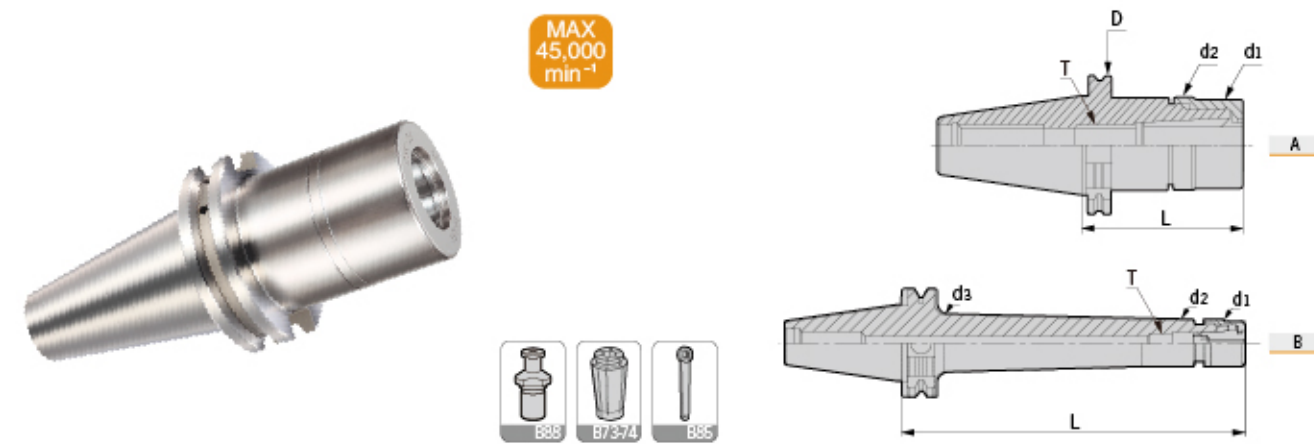
注：报价时含扳手，筒夹需单独订购。  
Notice: Wrench is included, while collet shall be ordered separately.

### 特点 / Feature

- 动平衡设定: G2.5; 30,000 rpm。
- 3D处径向跳动 ≤ 0.003 mm。

- Balanced: G2.5; 30,000 rpm;
- Runout (X3D): ≤ 0.003 mm.

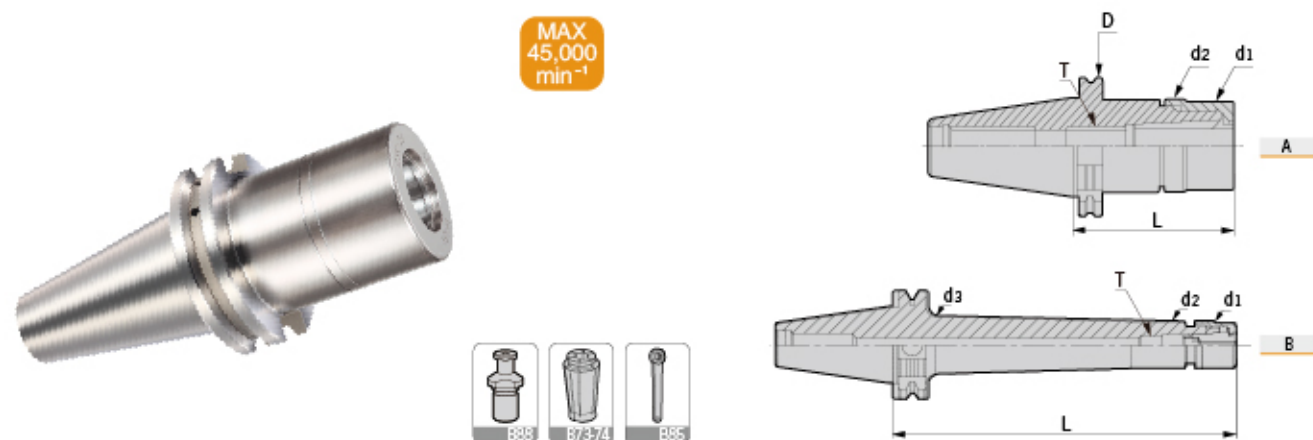
## SK-GSK High Precision Collet Chuck SK-GSK 高速精密筒夹刀柄



| 型号<br>Specification | 图示<br>Figure | D     | d <sub>1</sub> | d <sub>2</sub> | d <sub>3</sub> | L   | T           | 适用筒夹<br>Suit collet | 重量<br>Weight |
|---------------------|--------------|-------|----------------|----------------|----------------|-----|-------------|---------------------|--------------|
| <b>SK30-GSK6-70</b> | A            | 50    | 19.5           | 20             | -              | 70  | M060F200    | DSK6                | 0.45         |
| <b>GSK6-100</b>     | A            | 50    | 19.5           | 20             | -              | 100 | M060F200    | DSK6                | 0.64         |
| <b>GSK10-70</b>     | A            | 50    | 27             | 27.5           | -              | 70  | M100F200    | DSK10               | 0.46         |
| <b>GSK10-100</b>    | A            | 50    | 27             | 27.5           | -              | 100 | M100F200    | DSK10               | 0.70         |
| <b>GSK16-100</b>    | A            | 50    | 40             | 40.5           | -              | 100 | M160F200    | DSK16               | 1.00         |
| <b>GSK16-120</b>    | A            | 50    | 40             | 40.5           | -              | 120 | M160F200    | DSK16               | 1.25         |
| <b>GSK16-150</b>    | A            | 50    | 40             | 40.5           | -              | 150 | M160F200    | DSK16               | 1.35         |
| <b>GSK20-70</b>     | A            | 50    | 48             | 48.5           | -              | 70  | M160F200    | DSK20               | 0.75         |
| <b>GSK20-100</b>    | A            | 50    | 48             | 48.5           | -              | 100 | M160F200    | DSK20               | 1.15         |
| <b>GSK25-100</b>    | A            | 50    | 55             | 55             | -              | 100 | M200F200-P2 | DSK25               | 1.20         |
| <b>SK40-GSK6-70</b> | A            | 63.55 | 19.5           | 20             | -              | 70  | M060F200    | DSK6                | 1.05         |
| <b>GSK6-100</b>     | A            | 63.55 | 19.5           | 20             | -              | 100 | M060F200    | DSK6                | 1.25         |
| <b>GSK6-120</b>     | A            | 63.55 | 19.5           | 20             | -              | 120 | M060F200    | DSK6                | 1.39         |
| <b>GSK6-150L</b>    | B            | 63.55 | 19.5           | 20             | 26.4           | 150 | M060F200    | DSK6                | 1.55         |
| <b>GSK10-70</b>     | A            | 63.55 | 27             | 27.5           | -              | 70  | M100F200    | DSK10               | 1.10         |
| <b>GSK10-100</b>    | A            | 63.55 | 27             | 27.5           | -              | 100 | M100F200    | DSK10               | 1.30         |
| <b>GSK10-120</b>    | A            | 63.55 | 27             | 27.5           | -              | 120 | M100F200    | DSK10               | 1.42         |
| <b>GSK10-150</b>    | A            | 63.55 | 27             | 27.5           | -              | 150 | M100F200    | DSK10               | 1.55         |
| <b>GSK10-200L</b>   | B            | 63.55 | 27             | 27.5           | 33.7           | 200 | M100F200    | DSK10               | 1.85         |
| <b>GSK16-70</b>     | A            | 63.55 | 40             | 40.5           | -              | 70  | M160F200    | DSK16               | 1.21         |
| <b>GSK16-100</b>    | A            | 63.55 | 40             | 40.5           | -              | 100 | M160F200    | DSK16               | 1.42         |
| <b>GSK16-120</b>    | A            | 63.55 | 40             | 40.5           | -              | 120 | M160F200    | DSK16               | 1.61         |
| <b>GSK16-150</b>    | A            | 63.55 | 40             | 40.5           | -              | 150 | M160F200    | DSK16               | 1.80         |
| <b>GSK16-200L</b>   | B            | 63.55 | 40             | 40.5           | 45.7           | 200 | M160F200    | DSK16               | 1.95         |
| <b>GSK20-70</b>     | A            | 63.55 | 48             | 48.5           | -              | 70  | M160F200    | DSK20               | 1.52         |
| <b>GSK20-100</b>    | A            | 63.55 | 48             | 48.5           | -              | 100 | M160F200    | DSK20               | 1.68         |
| <b>GSK20-120</b>    | A            | 63.55 | 48             | 48.5           | -              | 120 | M160F200    | DSK20               | 1.90         |
| <b>GSK20-150</b>    | A            | 63.55 | 48             | 48.5           | -              | 150 | M160F200    | DSK20               | 2.10         |
| <b>GSK20-200L</b>   | B            | 63.55 | 48             | 48.5           | 55.7           | 200 | M160F200    | DSK20               | 2.30         |
| <b>GSK25-100</b>    | A            | 63.55 | 55             | 55             | -              | 100 | M200F200-P2 | DSK25               | 1.81         |
| <b>GSK25-120</b>    | A            | 63.55 | 55             | 55             | -              | 120 | M200F200-P2 | DSK25               | 2.05         |
| <b>GSK25-150</b>    | A            | 63.55 | 55             | 55             | -              | 150 | M200F200-P2 | DSK25               | 2.30         |
| <b>GSK25-200L</b>   | B            | 63.55 | 55             | 55             | 59.9           | 200 | M200F200-P2 | DSK25               | 2.65         |

转下页  
See next page





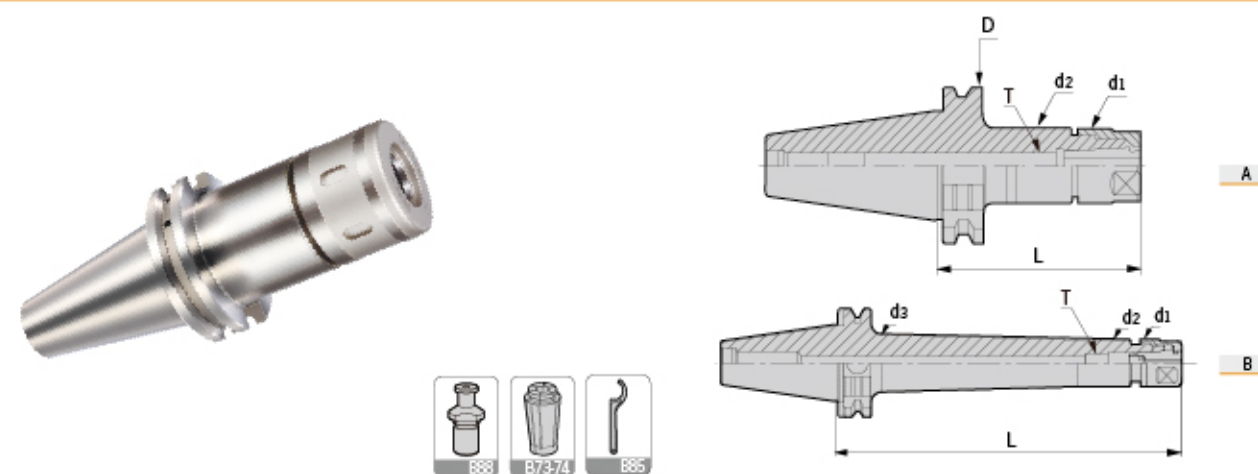
| 型号<br>Specification | 图示<br>Figure | D    | d1 | d2   | d3   | L   | T           | 适用筒夹<br>Suit collet | 重量<br>Weight |
|---------------------|--------------|------|----|------|------|-----|-------------|---------------------|--------------|
| SK50- GSK10-105     | A            | 97.5 | 27 | 27.5 | -    | 105 | M100F200    | DSK10               | 3.78         |
| GSK10-135           | A            | 97.5 | 27 | 27.5 | -    | 135 | M100F200    | DSK10               | 4.00         |
| GSK10-165           | A            | 97.5 | 27 | 27.5 | -    | 165 | M100F200    | DSK10               | 4.33         |
| GSK10-200L          | B            | 97.5 | 27 | 27.5 | 35.2 | 200 | M100F200    | DSK10               | 4.75         |
| GSK16-100           | A            | 97.5 | 40 | 40.5 | -    | 100 | M160F200    | DSK16               | 3.93         |
| GSK16-125           | A            | 97.5 | 40 | 40.5 | -    | 125 | M160F200    | DSK16               | 4.17         |
| GSK16-150           | A            | 97.5 | 40 | 40.5 | -    | 150 | M160F200    | DSK16               | 4.49         |
| GSK16-200L          | B            | 97.5 | 40 | 40.5 | 48.4 | 200 | M160F200    | DSK16               | 5.50         |
| GSK16-250L          | B            | 97.5 | 40 | 40.5 | 48.4 | 250 | M160F200    | DSK16               | 6.50         |
| GSK20-100           | A            | 97.5 | 48 | 48.5 | -    | 100 | M160F200    | DSK20               | 4.10         |
| GSK20-125           | A            | 97.5 | 48 | 48.5 | -    | 125 | M160F200    | DSK20               | 4.32         |
| GSK20-150           | A            | 97.5 | 48 | 48.5 | -    | 150 | M160F200    | DSK20               | 4.65         |
| GSK20-200           | A            | 97.5 | 48 | 48.5 | -    | 200 | M160F200    | DSK20               | 5.75         |
| GSK20-250L          | B            | 97.5 | 48 | 48.5 | 55.4 | 250 | M160F200    | DSK20               | 6.78         |
| GSK20-300L          | B            | 97.5 | 48 | 48.5 | 55.4 | 300 | M160F200    | DSK20               | 7.80         |
| GSK25-100           | A            | 97.5 | 55 | 55   | -    | 100 | M200F200-P2 | DSK25               | 4.10         |
| GSK25-125           | A            | 97.5 | 55 | 55   | -    | 125 | M200F200-P2 | DSK25               | 4.62         |
| GSK25-150           | A            | 97.5 | 55 | 55   | -    | 150 | M200F200-P2 | DSK25               | 5.10         |
| GSK25-200           | A            | 97.5 | 55 | 55   | -    | 200 | M200F200-P2 | DSK25               | 5.81         |
| GSK25-250L          | B            | 97.5 | 55 | 55   | 61.4 | 250 | M200F200-P2 | DSK25               | 6.85         |
| GSK25-300L          | B            | 97.5 | 55 | 55   | 61.4 | 300 | M200F200-P2 | DSK25               | 8.00         |

注：“T”轴向限位螺钉、筒夹与扳手需单独另购。  
Notice: “T” Axial fix screw, collets and wrenchs shall be ordered separately.

### 特点 / Feature

- 动平衡设定: G2.5; 25,000 rpm.
- 3D处径向跳动 ≤ 0.005 mm.

- Balanced: G2.5; 25,000 rpm;
- Runout (X3D): ≤ 0.005 mm.

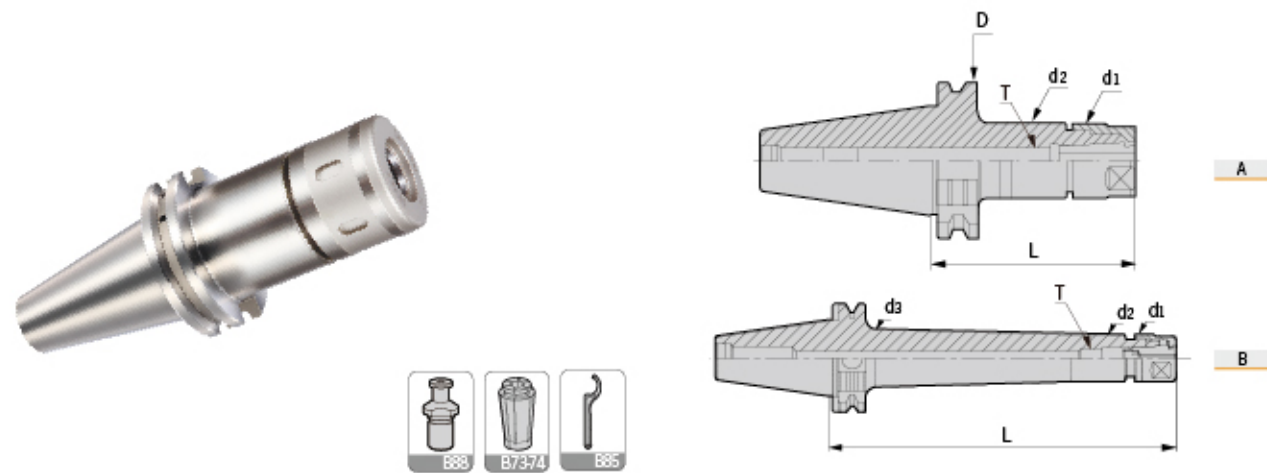


| 型号<br>Specification | 图示<br>Figure | D     | d1   | d2   | d3   | L   | T           | 适用筒夹<br>Suit collet | 重量<br>Weight |
|---------------------|--------------|-------|------|------|------|-----|-------------|---------------------|--------------|
| SK30- DSK6-70       | A            | 50    | 20   | 20   | -    | 70  | M060F200    | DSK6                | 0.45         |
| DSK6-100            | A            | 50    | 20   | 20   | -    | 100 | M060F200    | DSK6                | 0.64         |
| DSK10-70            | A            | 50    | 27.5 | 27.5 | -    | 70  | M100F200    | DSK10               | 0.46         |
| DSK10-100           | A            | 50    | 27.5 | 27.5 | -    | 100 | M100F200    | DSK10               | 0.70         |
| DSK16-100           | A            | 50    | 40.5 | 40.5 | -    | 100 | M160F200    | DSK16               | 1.00         |
| DSK16-120           | A            | 50    | 40.5 | 40.5 | -    | 120 | M160F200    | DSK16               | 1.25         |
| DSK16-150           | A            | 50    | 40.5 | 40.5 | -    | 150 | M160F200    | DSK16               | 1.35         |
| DSK20-70            | A            | 50    | 48.5 | 48.5 | -    | 70  | M160F200    | DSK20               | 0.75         |
| DSK20-100           | A            | 50    | 48.5 | 48.5 | -    | 100 | M160F200    | DSK20               | 1.15         |
| DSK25-100           | A            | 50    | 55   | 55   | -    | 100 | M200F200-P2 | DSK25               | 1.20         |
| SK40- DSK6-70       | A            | 63.55 | 20   | 20   | -    | 70  | M060F200    | DSK6                | 1.05         |
| DSK6-100            | A            | 63.55 | 20   | 20   | -    | 100 | M060F200    | DSK6                | 1.25         |
| DSK6-120            | A            | 63.55 | 20   | 20   | -    | 120 | M060F200    | DSK6                | 1.39         |
| DSK6-150L           | B            | 63.55 | 20   | 20   | 26.4 | 150 | M060F200    | DSK6                | 1.55         |
| DSK10-70            | A            | 63.55 | 27.5 | 27.5 | -    | 70  | M100F200    | DSK10               | 1.10         |
| DSK10-100           | A            | 63.55 | 27.5 | 27.5 | -    | 100 | M100F200    | DSK10               | 1.30         |
| DSK10-120           | A            | 63.55 | 27.5 | 27.5 | -    | 120 | M100F200    | DSK10               | 1.42         |
| DSK10-150           | A            | 63.55 | 27.5 | 27.5 | -    | 150 | M100F200    | DSK10               | 1.55         |
| DSK10-200L          | B            | 63.55 | 27.5 | 27.5 | 33.7 | 200 | M100F200    | DSK10               | 1.85         |
| DSK16-70            | A            | 63.55 | 40.5 | 40.5 | -    | 70  | M160F200    | DSK16               | 1.21         |
| DSK16-100           | A            | 63.55 | 40.5 | 40.5 | -    | 100 | M160F200    | DSK16               | 1.42         |
| DSK16-120           | A            | 63.55 | 40.5 | 40.5 | -    | 120 | M160F200    | DSK16               | 1.61         |
| DSK16-150           | A            | 63.55 | 40.5 | 40.5 | -    | 150 | M160F200    | DSK16               | 1.80         |
| DSK16-200L          | B            | 63.55 | 40.5 | 40.5 | 45.7 | 200 | M160F200    | DSK16               | 1.95         |
| DSK20-70            | A            | 63.55 | 48.5 | 48.5 | -    | 70  | M160F200    | DSK20               | 1.52         |
| DSK20-100           | A            | 63.55 | 48.5 | 48.5 | -    | 100 | M160F200    | DSK20               | 1.68         |
| DSK20-120           | A            | 63.55 | 48.5 | 48.5 | -    | 120 | M160F200    | DSK20               | 1.90         |
| DSK20-150           | A            | 63.55 | 48.5 | 48.5 | -    | 150 | M160F200    | DSK20               | 2.10         |
| DSK20-200L          | B            | 63.55 | 48.5 | 48.5 | 55.7 | 200 | M160F200    | DSK20               | 2.30         |
| DSK25-100           | A            | 63.55 | 55   | 55   | -    | 100 | M200F200-P2 | DSK25               | 1.81         |
| DSK25-120           | A            | 63.55 | 55   | 55   | -    | 120 | M200F200-P2 | DSK25               | 2.05         |
| DSK25-150           | A            | 63.55 | 55   | 55   | -    | 150 | M200F200-P2 | DSK25               | 2.30         |
| DSK25-200L          | B            | 63.55 | 55   | 55   | 59.9 | 200 | M200F200-P2 | DSK25               | 2.65         |

转下页  
See next page

# DSK

SK-DSK High Precision Collet Chuck  
SK-DSK 高速精密筒夹刀柄



| 型号<br>Specification    | 图示<br>Figure | D    | d1   | d2   | d3   | L   | T           | 适用筒夹<br>Suit collet | 重量<br>Weight |
|------------------------|--------------|------|------|------|------|-----|-------------|---------------------|--------------|
| <b>SK50-</b> DSK10-105 | A            | 97.5 | 27.5 | 27.5 | -    | 105 | M100F200    | DSK10               | 3.78         |
| DSK10-135              | A            | 97.5 | 27.5 | 27.5 | -    | 135 | M100F200    | DSK10               | 4.00         |
| DSK10-165              | A            | 97.5 | 27.5 | 27.5 | -    | 165 | M100F200    | DSK10               | 4.33         |
| DSK10-200L             | B            | 97.5 | 27.5 | 27.5 | 35.2 | 200 | M100F200    | DSK10               | 4.75         |
| DSK16-100              | A            | 97.5 | 40.5 | 40.5 | -    | 100 | M160F200    | DSK16               | 3.93         |
| DSK16-125              | A            | 97.5 | 40.5 | 40.5 | -    | 125 | M160F200    | DSK16               | 4.17         |
| DSK16-150              | A            | 97.5 | 40.5 | 40.5 | -    | 150 | M160F200    | DSK16               | 4.49         |
| DSK16-200L             | B            | 97.5 | 40.5 | 40.5 | 48.4 | 200 | M160F200    | DSK16               | 5.50         |
| DSK16-250L             | B            | 97.5 | 40.5 | 40.5 | 48.4 | 250 | M160F200    | DSK16               | 6.50         |
| DSK20-100              | A            | 97.5 | 48.5 | 48.5 | -    | 100 | M160F200    | DSK20               | 4.10         |
| DSK20-125              | A            | 97.5 | 48.5 | 48.5 | -    | 125 | M160F200    | DSK20               | 4.32         |
| DSK20-150              | A            | 97.5 | 48.5 | 48.5 | -    | 150 | M160F200    | DSK20               | 4.65         |
| DSK20-200              | A            | 97.5 | 48.5 | 48.5 | -    | 200 | M160F200    | DSK20               | 5.75         |
| DSK20-250L             | B            | 97.5 | 48.5 | 48.5 | 55.4 | 250 | M160F200    | DSK20               | 6.78         |
| DSK20-300L             | B            | 97.5 | 48.5 | 48.5 | 55.4 | 300 | M160F200    | DSK20               | 7.80         |
| DSK25-100              | A            | 97.5 | 55   | 55   | -    | 100 | M200F200-P2 | DSK25               | 4.1          |
| DSK25-125              | A            | 97.5 | 55   | 55   | -    | 125 | M200F200-P2 | DSK25               | 4.62         |
| DSK25-150              | A            | 97.5 | 55   | 55   | -    | 150 | M200F200-P2 | DSK25               | 5.10         |
| DSK25-200              | A            | 97.5 | 55   | 55   | -    | 200 | M200F200-P2 | DSK25               | 5.81         |
| DSK25-250L             | B            | 97.5 | 55   | 55   | 61.4 | 250 | M200F200-P2 | DSK25               | 6.85         |
| DSK25-300L             | B            | 97.5 | 55   | 55   | 61.4 | 300 | M200F200-P2 | DSK25               | 8.00         |

注：“T”轴向限位螺钉、筒夹与扳手需单独另购。  
Notice: “T” Axial fix screw, collets and wrenchs shall be ordered separately.

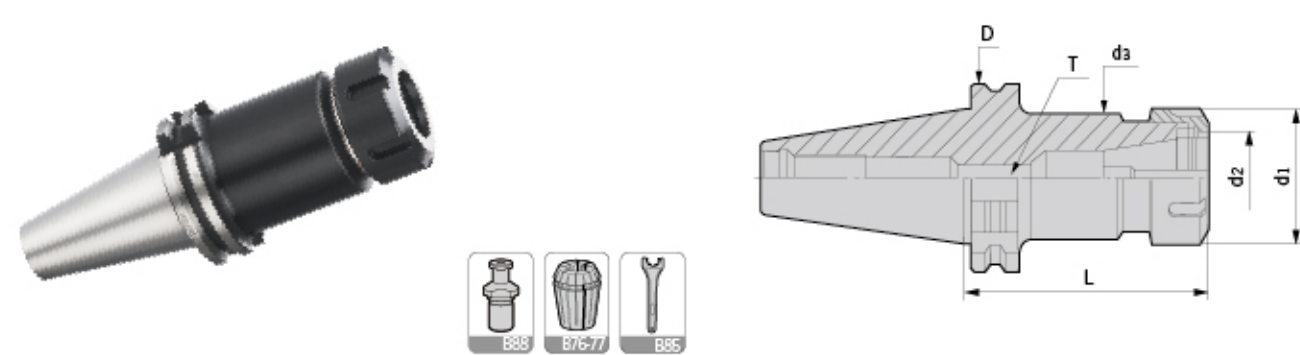
### 特点 / Feature

- 动平衡设定: G2.5; 20,000 rpm.
- 3D处径向跳动 ≤ 0.005 mm.

- Balanced: G2.5; 20,000 rpm;
- Runout (X3D): ≤ 0.005 mm.

# ER

SK-ER Spring Collet Chuck  
SK-ER 弹性筒夹刀柄



| 型号<br>Specification   | D     | d1 | d2 | d3 | L   | T           | 重量<br>Weight |
|-----------------------|-------|----|----|----|-----|-------------|--------------|
| <b>SK30-</b> ER11-60  | 50    | 19 | 11 | 19 | 60  | M060F200    | 0.45         |
| ER16-70               | 50    | 28 | 16 | 28 | 70  | M100F200    | 0.52         |
| ER16-100              | 50    | 28 | 16 | 28 | 100 | M100F200    | 0.64         |
| ER20-70               | 50    | 34 | 20 | 34 | 70  | M120F200    | 0.57         |
| ER20-100              | 50    | 34 | 20 | 34 | 100 | M120F200    | 0.76         |
| ER25-70               | 50    | 42 | 25 | 42 | 70  | M160F200    | 0.66         |
| ER32-70               | 50    | 50 | 32 | 50 | 70  | M160F200    | 0.72         |
| <b>SK40-</b> ER11-80  | 63.55 | 19 | 11 | 19 | 80  | M060F200    | 0.70         |
| ER11-125              | 63.55 | 19 | 11 | 19 | 125 | M060F200    | 0.96         |
| ER16-70               | 63.55 | 28 | 16 | 28 | 70  | M100F200    | 1.08         |
| ER16-100              | 63.55 | 28 | 16 | 28 | 100 | M100F200    | 1.21         |
| ER16-125              | 63.55 | 28 | 16 | 28 | 125 | M100F200    | 1.30         |
| ER16-150              | 63.55 | 28 | 16 | 28 | 150 | M100F200    | 1.44         |
| ER20-70               | 63.55 | 34 | 20 | 34 | 70  | M120F200    | 1.12         |
| ER20-100              | 63.55 | 34 | 20 | 34 | 100 | M120F200    | 1.33         |
| ER20-135              | 63.55 | 34 | 20 | 34 | 135 | M120F200    | 1.48         |
| ER20-160              | 63.55 | 34 | 20 | 34 | 160 | M120F200    | 1.65         |
| ER25-70               | 63.55 | 42 | 25 | 42 | 70  | M160F200    | 1.22         |
| ER25-100              | 63.55 | 42 | 25 | 42 | 100 | M160F200    | 1.49         |
| ER25-150              | 63.55 | 42 | 25 | 42 | 150 | M160F200    | 1.97         |
| ER25-200              | 63.55 | 42 | 25 | 42 | 200 | M160F200    | 2.23         |
| ER32-70               | 63.55 | 50 | 32 | 50 | 70  | M160F200    | 1.27         |
| ER32-100              | 63.55 | 50 | 32 | 50 | 100 | M160F200    | 1.70         |
| ER32-150              | 63.55 | 50 | 32 | 50 | 150 | M160F200    | 2.39         |
| ER40-80               | 63.55 | 63 | 40 | 63 | 80  | M200F200-P2 | 1.62         |
| ER40-100              | 63.55 | 63 | 40 | 63 | 100 | M200F200-P2 | 2.08         |
| ER40-135              | 63.55 | 63 | 40 | 63 | 135 | M200F200-P2 | 2.75         |
| <b>SK50-</b> ER16-100 | 97.5  | 28 | 16 | 28 | 100 | M100F200    | 3.77         |
| ER16-135              | 97.5  | 28 | 16 | 28 | 135 | M100F200    | 3.95         |
| ER16-160              | 97.5  | 28 | 16 | 28 | 160 | M100F200    | 4.04         |
| ER16-200              | 97.5  | 28 | 16 | 28 | 200 | M100F200    | 5.04         |
| ER20-100              | 97.5  | 34 | 20 | 34 | 100 | M120F200    | 3.86         |
| ER20-135              | 97.5  | 34 | 20 | 34 | 135 | M120F200    | 4.08         |
| ER20-160              | 97.5  | 34 | 20 | 34 | 160 | M120F200    | 4.22         |

转下页  
See next page

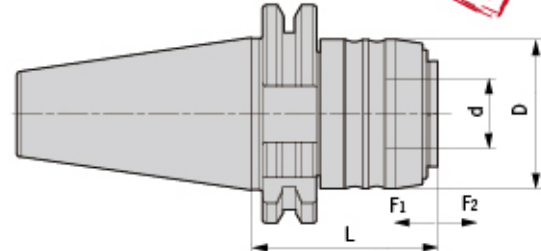
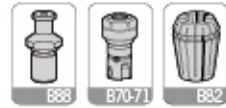
# ER/VER

SK-ER Spring Collet Chuck  
SK-ER 弹性筒夹刀柄

| 型号<br>Specification | D    | d1 | d2 | d3 | L   | T           | 重量<br>Weight |
|---------------------|------|----|----|----|-----|-------------|--------------|
| SK50- ER25-70       | 97.5 | 42 | 25 | 42 | 70  | M160F200    | 3.64         |
| ER25-100            | 97.5 | 42 | 25 | 42 | 100 | M160F200    | 4.26         |
| ER25-150            | 97.5 | 42 | 25 | 42 | 150 | M160F200    | 4.54         |
| ER25-200            | 97.5 | 42 | 25 | 42 | 200 | M160F200    | 5.01         |
| ER32-80             | 97.5 | 50 | 32 | 50 | 80  | M160F200    | 3.80         |
| ER32-120            | 97.5 | 50 | 32 | 50 | 120 | M160F200    | 4.35         |
| ER32-160            | 97.5 | 50 | 32 | 50 | 160 | M160F200    | 4.82         |
| ER32-200            | 97.5 | 50 | 32 | 50 | 200 | M160F200    | 5.32         |
| ER40-80             | 97.5 | 63 | 40 | 63 | 80  | M200F200-P2 | 3.93         |
| ER40-120            | 97.5 | 63 | 40 | 63 | 120 | M200F200-P2 | 4.86         |
| ER40-160            | 97.5 | 63 | 40 | 63 | 160 | M200F200-P2 | 5.51         |
| ER40-200            | 97.5 | 63 | 40 | 63 | 200 | M200F200-P2 | 6.21         |

注：筒夹和扳手需单独订购。  
Notice: Collets and wrenches shall be ordered separately.

SK-VER Split Synch Tapping Chuck  
SK-VER 分体式微补偿攻牙刀柄



| 型号<br>Specification | D    | d  | L   | F1  | F2 | 攻牙能力<br>Tapping capacity | 适用延长杆<br>Suit extender | 重量<br>Weight |
|---------------------|------|----|-----|-----|----|--------------------------|------------------------|--------------|
| SK40- VER16-53      | 43.5 | 20 | 53  | 0.2 | 1  | M3-M12                   | VER16-M24              | 1.05         |
| VER20-80            | 52   | 25 | 80  | 0.2 | 1  | M5-M16                   | VER20-M26              | 1.22         |
| VER25-90            | 60   | 32 | 90  | 0.2 | 1  | M6-M20                   | VER25-M28              | 1.42         |
| VER32-106           | 72   | 40 | 106 | 0.2 | 1  | M10-M24                  | VER32-M30              | 1.71         |
| VER40-115           | 87   | 50 | 115 | 0.2 | 1  | M14-M33                  | VER40-M32              | 2.15         |
| SK50- VER16-53      | 43.5 | 20 | 53  | 0.2 | 1  | M3-M12                   | VER16-M24              | 3.36         |
| VER20-83            | 52   | 25 | 83  | 0.2 | 1  | M5-M16                   | VER20-M26              | 3.55         |
| VER25-74            | 60   | 32 | 74  | 0.2 | 1  | M6-M20                   | VER25-M28              | 3.65         |
| VER32-100           | 72   | 40 | 100 | 0.2 | 1  | M10-M24                  | VER32-M30              | 4.15         |
| VER40-115           | 87   | 50 | 115 | 0.2 | 1  | M14-M33                  | VER40-M32              | 4.35         |

注：延长杆、筒夹和扳手需单独订购。  
Notice: Extender, collets and wrenches shall be ordered separately.

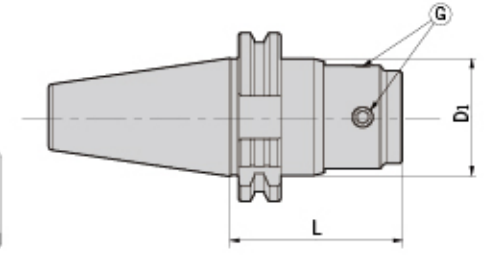
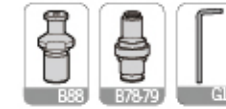
### 特点 / Feature

- 显著提高丝锥使用寿命80%以上。
- 有效提高加工生产效率2-4倍。
- 明显提高表面加工质量与精度。
- 选用ER攻丝专用筒夹夹持。
- 无需依赖设备精度。
- 挤压丝锥首选。

- Tap tool life increased by 80% and above;
- Work efficiency increased 2 to 4 times;
- Better surface quality;
- With ER tapping collet;
- Best choice for squeeze taps.

# TPG/TPM

SK-TPG Split Rigid Tapping Chuck  
SK-TPG 分体式刚性攻牙刀柄



| 型号<br>Specification | D1 | L  | G            | 适用筒夹<br>Suit collet | L型扳手<br>Wrench | 攻牙能力<br>Tapping capacity | 重量<br>Weight |
|---------------------|----|----|--------------|---------------------|----------------|--------------------------|--------------|
| SK40- TPG312        | 44 | 60 | M080Z100-30P | TPE312              | L04D           | M3-M12                   | 1.23         |
| TPG1024             | 56 | 87 | M100Z120-30P | TPE1024             | L05D           | M10-M24                  | 1.39         |
| SK50- TPG312        | 44 | 60 | M080Z100-30P | TPE312              | L04D           | M3-M12                   | 3.88         |
| TPG1024             | 56 | 70 | M100Z120-30P | TPE1024             | L05D           | M10-M24                  | 4.09         |

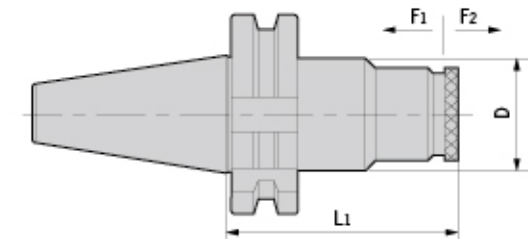
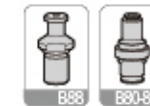
注：筒夹需单独订购。  
Notice: Collets shall be ordered separately.

### 特点 / Feature

- 采用法兰接触设计，以求更优秀的刚性和同心度。
- 支持丝锥快速更换。
- 中心内冷设计。
- 筒夹长度6种选择（33~200mm）。

- Flange design, supply for better synchrony & rigidity.
- Quick assembling for taps.
- With internal coolant system.
- 6 sizes available for tapping collet (33~200mm) .

SK-TPM Tapping Chuck With High Rigidity  
SK-TPM 扭力伸缩攻牙刀柄



| 型号<br>Specification | D  | F1 | F2     | L     | 适用筒夹<br>Suit collet | 攻牙能力<br>Tapping capacity | 重量<br>Weight |
|---------------------|----|----|--------|-------|---------------------|--------------------------|--------------|
| SK40- TPM316        | 50 | 10 | 20     | 96    | TPD316              | M3-M16                   | 1.56         |
| TPM830              | 66 | 10 | 25     | 143.6 | TPD830              | M8-M30                   | 2.62         |
| SK50- TPM316        | 50 | 10 | 20     | 96    | TPD316              | M3-M16                   | 4.24         |
| TPM830              | 66 | 10 | 25(80) | 143.6 | TPD830              | M8-M30                   | 4.77         |

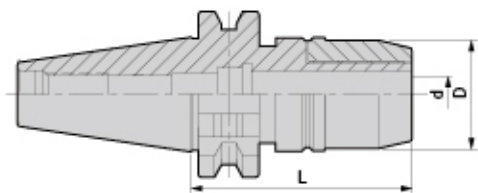
注：筒夹需单独订购。  
Notice: Collets shall be ordered separately.

# HPM/HPC

SK-HPM High-Speed Power Chuck  
SK-HPM 高速强力刀柄



MAX  
30,000  
min<sup>-1</sup>

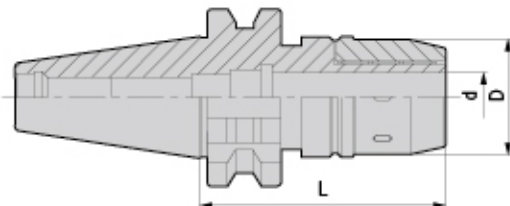


| 型号<br>Specification | 范围<br>Range | D  | d  | L   | 适用筒夹<br>Suit collet | 重量<br>Weight |
|---------------------|-------------|----|----|-----|---------------------|--------------|
| SK30- HPM20-75      | 6-20        | 54 | 20 | 75  | SC20                | 1.80         |
| SK40- HPM20-80      | 6-20        | 54 | 20 | 80  | SC20                | 2.40         |
| HPM20-105           | 6-20        | 54 | 20 | 105 | SC20                | 2.50         |
| HPM20-135           | 6-20        | 54 | 20 | 135 | SC20                | 2.80         |
| HPM32-105           | 6-32        | 68 | 32 | 105 | SC32                | 2.80         |
| HPM32-135           | 6-32        | 68 | 32 | 135 | SC32                | 3.00         |
| SK50- HPM20-105     | 6-20        | 54 | 20 | 105 | SC20                | 4.50         |
| HPM20-135           | 6-20        | 54 | 20 | 135 | SC20                | 4.70         |
| HPM32-110           | 6-32        | 68 | 32 | 110 | SC32                | 5.20         |
| HPM32-135           | 6-32        | 68 | 32 | 135 | SC32                | 5.90         |

SK-HPC High-Speed Power Chuck  
SK-HPC 高速强力刀柄



MAX  
30,000  
min<sup>-1</sup>



| 型号<br>Specification | 范围<br>Range | D    | d  | L   | 适用筒夹<br>Suit collet | 重量<br>Weight |
|---------------------|-------------|------|----|-----|---------------------|--------------|
| SK30- HPC16-70      | 3-16        | 46   | 16 | 70  | SC16                | 1.40         |
| HPC20-75            | 6-20        | 51.5 | 20 | 75  | SC20                | 1.80         |
| SK40- HPC16-70      | 3-16        | 50   | 16 | 70  | SC16                | 1.60         |
| HPC16-105           | 3-16        | 50   | 16 | 105 | SC16                | 1.80         |
| HPC16-135           | 3-16        | 50   | 16 | 135 | SC16                | 2.30         |
| HPC20-80            | 6-20        | 51.5 | 20 | 80  | SC20                | 2.40         |
| HPC20-105           | 6-20        | 51.5 | 20 | 105 | SC20                | 2.50         |
| HPC20-135           | 6-20        | 51.5 | 20 | 135 | SC20                | 2.80         |
| HPC32-105           | 6-32        | 70.5 | 32 | 105 | SC32                | 2.80         |
| HPC32-135           | 6-32        | 70.5 | 32 | 135 | SC32                | 3.00         |
| SK50- HPC16-90      | 3-16        | 50   | 16 | 90  | SC16                | 3.90         |
| HPC16-110           | 3-16        | 46   | 16 | 110 | SC16                | 4.10         |
| HPC16-135           | 3-16        | 46   | 16 | 135 | SC16                | 4.30         |
| HPC16-150           | 3-16        | 46   | 16 | 150 | SC16                | 4.50         |
| HPC20-105           | 6-20        | 51.5 | 20 | 105 | SC20                | 4.50         |
| HPC20-135           | 6-20        | 51.5 | 20 | 135 | SC20                | 4.70         |
| HPC20-150           | 6-20        | 51.5 | 20 | 150 | SC20                | 4.90         |
| HPC32-110           | 6-32        | 70.5 | 32 | 110 | SC32                | 5.20         |
| HPC32-135           | 6-32        | 70.5 | 32 | 135 | SC32                | 5.90         |
| HPC32-165           | 6-32        | 70.5 | 32 | 165 | SC32                | 6.60         |

注: 报价时含扳手, 筒夹需单独订购。  
Notice: Wrench is included, while collet shall be ordered separately.

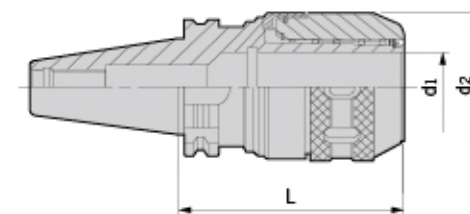
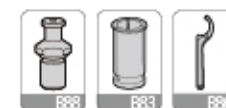
## 特点 / Feature

- 动平衡设定: G6.3; 15,000 rpm。
- 3D处径向跳动 ≤ 0.01 mm。

- Balanced: G6.3; 15,000 rpm;
- Runout (X3D): ≤ 0.01 mm.

# MLC

SK-MLC Power Chuck  
SK-MLC 强力刀柄



| 型号<br>Specification | 范围<br>Range | D    | d  | L   | 适用筒夹<br>Suit collet | 重量<br>Weight |
|---------------------|-------------|------|----|-----|---------------------|--------------|
| SK30- MLC20-85      | 6-20        | 53   | 20 | 85  | SC20                | 1.90         |
| MLC20-100           | 6-20        | 72   | 20 | 100 | SC20                | 2.10         |
| SK40- MLC32-135     | 6-32        | 72   | 32 | 135 | SC32                | 3.00         |
| MLC20-85            | 6-20        | 53   | 20 | 85  | SC20                | 2.40         |
| MLC20-100           | 6-20        | 53   | 20 | 100 | SC20                | 2.50         |
| MLC20-135           | 6-20        | 53   | 20 | 135 | SC20                | 2.80         |
| MLC32-105           | 6-32        | 72   | 32 | 105 | SC32                | 2.80         |
| MLC32-135           | 6-32        | 72   | 32 | 135 | SC32                | 3.10         |
| SK50- MLC20-105     | 6-20        | 53   | 20 | 105 | SC20                | 4.50         |
| MLC20-150           | 6-20        | 53   | 20 | 150 | SC20                | 4.90         |
| MLC32-85            | 6-32        | 72   | 32 | 85  | SC32                | 4.50         |
| MLC32-110           | 6-32        | 72   | 32 | 110 | SC32                | 5.20         |
| MLC32-135           | 6-32        | 72   | 32 | 135 | SC32                | 5.90         |
| MLC42-110           | 6-42        | 87.5 | 42 | 110 | SC42                | 6.00         |
| MLC42-165           | 6-42        | 87.5 | 42 | 165 | SC42                | 7.40         |

注: 报价时含扳手, 筒夹需单独订购。  
Notice: Wrench is included, while collet shall be ordered separately.

## 特点 / Feature

- 刀柄采用四组220根针状滚针经特殊排列而成。
- 端面锁紧增强了本体刚性强度。
- 立铣刀无振动无滑移实现了最大能力范围的重切削加工, 跳动精度 ≤ 0.02mm。
- The tool holder uses four special layers with 220 pieces bearing arranged in particular.
- It can reduce the locking resistance and also show best performance on heavy cutting.
- The usual length of power milling chuck show that the highest runout accuracy can reach to ≤ 0.02mm.


SK-MLC Power Chuck Kit  
SK-MLC 强力筒夹本体套组

| 型号<br>Specification  | 筒夹<br>Collet               | 数量<br>PCS/SET | 重量<br>Weight |
|----------------------|----------------------------|---------------|--------------|
| SK40- MLC20-100-5PCS | SC20-6,8,10,12,16          | 5             | 7.30         |
| MLC32-105-7PCS       | SC32-6,8,10,12,16,20,25    | 7             | 7.80         |
| SK50- MLC20-105-5PCS | SC20-6,8,10,12,16          | 5             | 7.50         |
| MLC32-110-7PCS       | SC32-6,8,10,12,16,20,25    | 7             | 8.40         |
| MLC42-110-8PCS       | SC42-6,8,10,12,16,20,25,32 | 8             | 11.40        |



# SLN

SK-SLN Side Lock Holder  
SK-SLN 侧固式刀柄

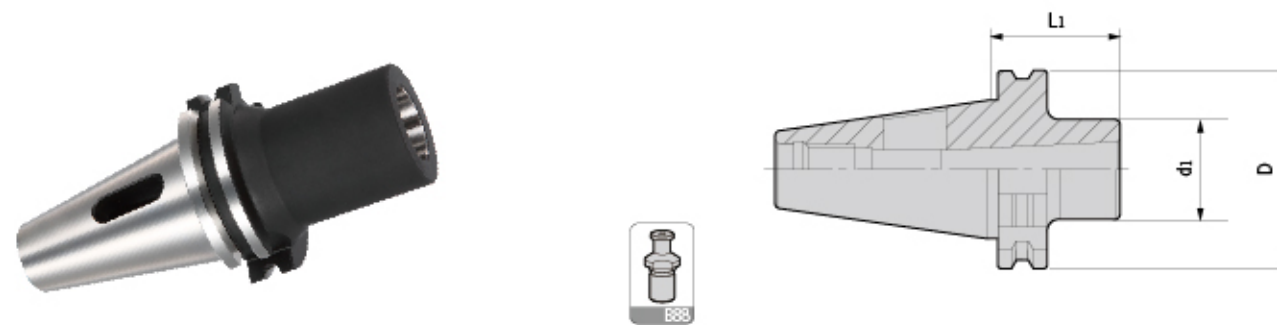


| 型号<br>Specification | 图示<br>Figure | d <sub>1</sub> | d <sub>2</sub> | L   | L <sub>1</sub> | L <sub>2</sub> | 侧面压紧螺钉<br>Side-lock screw | 重量<br>Weight |      |
|---------------------|--------------|----------------|----------------|-----|----------------|----------------|---------------------------|--------------|------|
| SK30-               | SLN6-50      | A              | 6              | 25  | 50             | 18             | -                         | M060U100     | 0.41 |
|                     | SLN8-50      | A              | 8              | 28  | 50             | 18             | -                         | M080U100     | 0.46 |
|                     | SLN10-50     | A              | 10             | 35  | 50             | 20             | -                         | M100U120     | 0.54 |
|                     | SLN12-50     | A              | 12             | 42  | 50             | 22.5           | -                         | M120U140     | 0.61 |
|                     | SLN16-63     | A              | 16             | 48  | 63             | 24             | -                         | M140U160     | 0.85 |
| SK40-               | SLN6-50      | A              | 6              | 25  | 50             | 18             | -                         | M060U080     | 1.00 |
|                     | SLN8-50      | A              | 8              | 28  | 50             | 18             | -                         | M080U100     | 1.01 |
|                     | SLN10-50     | A              | 10             | 35  | 50             | 20             | -                         | M100U120     | 1.15 |
|                     | SLN12-50     | A              | 12             | 42  | 50             | 22.5           | -                         | M120U140     | 1.26 |
|                     | SLN16-63     | A              | 16             | 48  | 63             | 24             | -                         | M140U160     | 1.31 |
|                     | SLN20-63     | A              | 20             | 52  | 63             | 25             | -                         | M160U160     | 1.33 |
| SK50-               | SLN25-100    | B              | 25             | 65  | 100            | 24             | 25                        | M180Z200P    | 2.32 |
|                     | SLN32-105    | B              | 32             | 72  | 105            | 24             | 28                        | M200Z180P    | 2.37 |
|                     | SLN6-63      | A              | 6              | 25  | 63             | 18             | -                         | M060U100     | 3.12 |
|                     | SLN8-63      | A              | 8              | 28  | 63             | 18             | -                         | M080U100     | 3.15 |
|                     | SLN10-63     | A              | 10             | 35  | 63             | 20             | -                         | M100U100     | 3.63 |
|                     | SLN12-63     | A              | 12             | 42  | 63             | 22.5           | -                         | M120U140     | 3.86 |
|                     | SLN16-63     | A              | 16             | 48  | 63             | 24             | -                         | M140U160     | 3.90 |
| SLN20-63            | A            | 20             | 52             | 63  | 25             | -              | M160U160                  | 3.93         |      |
| SLN25-80            | B            | 25             | 65             | 80  | 24             | 25             | M180Z200P                 | 4.62         |      |
| SLN32-100           | B            | 32             | 72             | 100 | 24             | 25             | M200Z180P                 | 4.80         |      |
| SLN40-110           | B            | 40             | 90             | 110 | 30             | 32             | M200Z250P                 | 5.21         |      |
| SLN42-110           | B            | 42             | 90             | 110 | 30             | 32             | M200Z250P                 | 6.00         |      |

注：扳手需单独订购。  
Notice: Wrenchs shall be ordered separately.

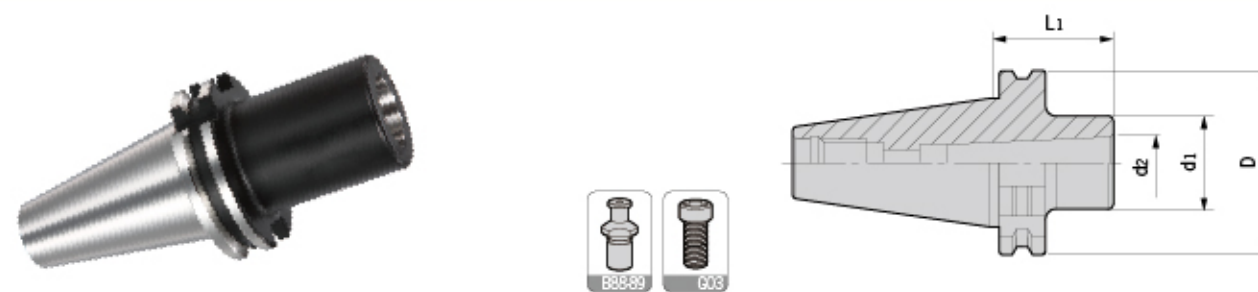
# MTA/MTB

SK-MTA Morse Taper Holder  
SK-MTA 莫氏锥套刀柄 (钻头套筒)



| 型号<br>Specification | 莫氏锥度<br>MT.NO | D     | d <sub>1</sub> | L   | 重量<br>Weight |      |
|---------------------|---------------|-------|----------------|-----|--------------|------|
| SK30-               | MTA1-50       | 1     | 50             | 25  | 50           | 0.42 |
|                     | MTA2-50       | 2     | 50             | 32  | 50           | 0.50 |
|                     | MTA3-80       | 3     | 50             | 40  | 80           | 0.60 |
| SK40-               | MTA1-50       | 1     | 63.55          | 25  | 50           | 0.95 |
|                     | MTA2-50       | 2     | 63.55          | 32  | 50           | 1.00 |
|                     | MTA3-70       | 3     | 63.55          | 40  | 70           | 1.13 |
| SK50-               | MTA4-95       | 4     | 63.55          | 48  | 95           | 1.35 |
|                     | MTA1-45       | 1     | 97.50          | 25  | 45           | 3.59 |
|                     | MTA2-60       | 2     | 97.50          | 32  | 60           | 3.63 |
|                     | MTA3-65       | 3     | 97.50          | 40  | 65           | 3.65 |
|                     | MTA4-95       | 4     | 97.50          | 48  | 95           | 3.88 |
| MTA5-105            | 5             | 97.50 | 63             | 105 | 3.74         |      |

SK-MTB Morse Taper Holder  
SK-MTB 莫氏锥套刀柄 (螺丝锁紧)



| 型号<br>Specification | 莫氏锥度<br>MT.NO | D | d <sub>1</sub> | d <sub>2</sub> | L      | 拉紧螺钉<br>Tension screw | 范围<br>Range  | 重量<br>Weight |      |
|---------------------|---------------|---|----------------|----------------|--------|-----------------------|--------------|--------------|------|
| SK30-               | MTB1-50       | 1 | 50             | 25             | 12.065 | 50                    | E060U160     | Φ10-Φ14      | 0.50 |
|                     | MTB2-60       | 2 | 50             | 32             | 17.780 | 60                    | SK30-15-MT2  | Φ16-Φ22      | 0.55 |
|                     | MTB3-75       | 3 | 50             | 40             | 23.825 | 75                    | SK30-15-MT3  | Φ24-Φ32      | 0.65 |
| SK40-               | MTB1-50       | 1 | 63.55          | 25             | 12.065 | 50                    | E060U160     | Φ10-Φ14      | 0.95 |
|                     | MTB2-50       | 2 | 63.55          | 32             | 17.780 | 50                    | E100Z300-MTB | Φ16-Φ22      | 1.00 |
|                     | MTB3-70       | 3 | 63.55          | 40             | 23.825 | 70                    | SK40-15-MT3  | Φ24-Φ32      | 1.13 |
|                     | MTB4-95       | 4 | 63.55          | 48             | 31.267 | 95                    | SK40-15-MT4  | Φ32-Φ50      | 1.35 |
| SK50-               | MTB1-45       | 1 | 97.50          | 25             | 12.065 | 45                    | E060U250     | Φ10-Φ14      | 3.59 |
|                     | MTB2-60       | 2 | 97.50          | 32             | 17.780 | 60                    | E100U350     | Φ16-Φ22      | 3.64 |
|                     | MTB3-65       | 3 | 97.50          | 40             | 23.825 | 65                    | E120U400     | Φ24-Φ32      | 3.60 |
|                     | MTB4-95       | 4 | 97.50          | 48             | 31.267 | 95                    | E160Z400-MTB | Φ32-Φ50      | 3.88 |
|                     | MTB5-105      | 5 | 97.50          | 63             | 44.399 | 105                   | SK50-15-MT5  | Φ55-Φ60      | 3.74 |

注：报价时含拉紧螺钉。  
Notice: Tension screw is included.

# SPU/FMB

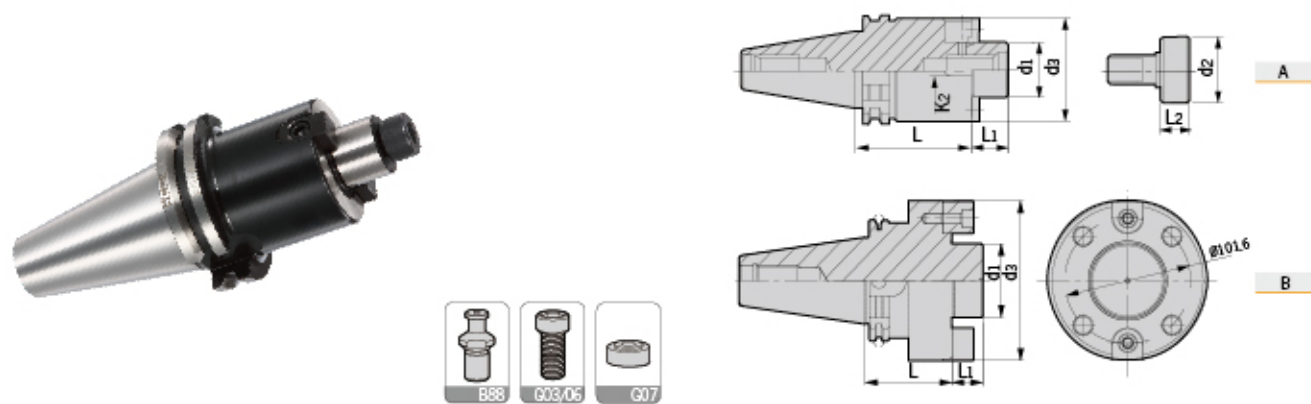
SK-SPU Drill Chuck Holder  
SK-SPU 直结式钻夹头刀柄



| 型号<br>Specification  | D     | d1 | d2 | L   | L1 | 偏摆精度<br>R | 重量<br>Weight |
|----------------------|-------|----|----|-----|----|-----------|--------------|
| <b>SK30-</b> SPU8-80 | 50    | 37 | 8  | 80  | 55 | 0.05      | 0.72         |
| SPU13-120            | 50    | 50 | 13 | 120 | 75 | 0.05      | 1.70         |
| <b>SK40-</b> SPU8-75 | 63.55 | 37 | 8  | 75  | 55 | 0.05      | 1.36         |
| SPU13-110            | 63.55 | 50 | 13 | 110 | 75 | 0.05      | 1.76         |
| SPU16-125            | 63.55 | 57 | 16 | 125 | 80 | 0.05      | 2.18         |
| <b>SK50-</b> SPU8-75 | 97.50 | 37 | 8  | 75  | 55 | 0.05      | 4.10         |
| SPU13-100            | 97.50 | 50 | 13 | 100 | 75 | 0.05      | 4.50         |
| SPU16-105            | 97.50 | 57 | 16 | 105 | 80 | 0.05      | 4.78         |

注：报价时含扳手。  
Notice: Wrench is included.

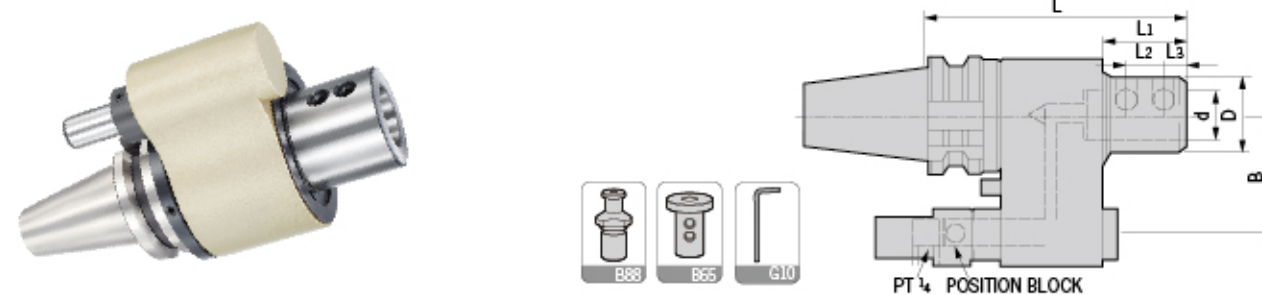
SK-FMB Face Milling Holder  
SK-FMB 平面铣刀柄



| 型号<br>Specification   | 图示<br>Figure | d1 | d2 | d3  | L  | L1 | L2   | 刀盘锁紧螺钉<br>Lockingscrew for cutter | 垫圈<br>Washer | 重量<br>Weight |
|-----------------------|--------------|----|----|-----|----|----|------|-----------------------------------|--------------|--------------|
| <b>SK30-</b> FMB22-35 | A            | 22 | 26 | 47  | 35 | 18 | 14   | E100U300                          | -            | 0.70         |
| FMB27-35              | A            | 27 | 33 | 58  | 35 | 20 | 16   | E120U300                          | FM-1         | 1.00         |
| <b>SK40-</b> FMB22-35 | A            | 22 | 26 | 47  | 35 | 18 | 14   | E100U300                          | -            | 1.20         |
| FMB27-60              | A            | 27 | 33 | 58  | 60 | 20 | 16   | E120U300                          | FM-1         | 1.86         |
| FMB32-60              | A            | 32 | 40 | 66  | 60 | 22 | 16   | E160U350                          | FM-2         | 2.32         |
| FMB40-60              | A            | 40 | 50 | 82  | 60 | 25 | 20.5 | E160U350                          | FM-3         | 2.47         |
| <b>SK50-</b> FMB22-35 | A            | 22 | 26 | 47  | 35 | 18 | 14   | E100U300                          | -            | 3.60         |
| FMB27-35              | A            | 27 | 33 | 58  | 35 | 20 | 16   | E120U300                          | FM-1         | 3.79         |
| FMB32-35              | A            | 32 | 40 | 66  | 35 | 22 | 16   | E160Z350-40                       | -            | 4.10         |
| FMB40-50              | A            | 40 | 50 | 82  | 50 | 25 | 20.5 | E200Z350-50                       | -            | 4.57         |
| FMB60F-70             | B            | 60 | -  | 129 | 70 | 32 | -    | E160U500                          | -            | 8.00         |

# SLO/CSO/PB

SK-SLO Oil-feed Holder  
SK-SLO 油路刀柄

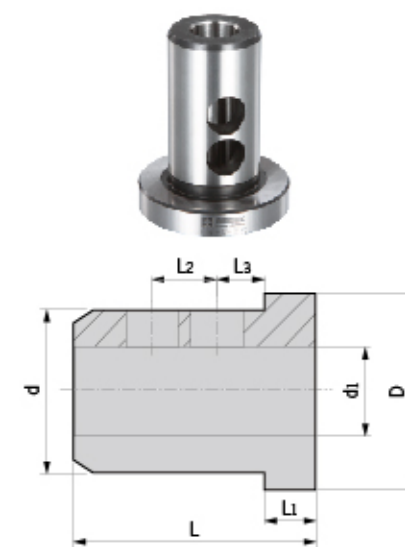


| 型号<br>Specification    | D  | d  | L1 | L2 | L3 | L   | B     | 侧面压紧螺钉<br>Side-lock screw | 扳手<br>Wrench | 重量<br>Weight |
|------------------------|----|----|----|----|----|-----|-------|---------------------------|--------------|--------------|
| <b>SK40-</b> SLO32-150 | 72 | 32 | 50 | 15 | 15 | 150 | 60/65 | M120U200                  | L06D         | 5.35         |
| SLO40-150              | 72 | 40 | 50 | 18 | 19 | 150 | 60/65 | M140U160                  | L06D         | 5.04         |
| <b>SK50-</b> SLO32-160 | 72 | 32 | 50 | 15 | 15 | 160 | 80/82 | M120U200                  | L06D         | 8.64         |
| SLO40-160              | 72 | 40 | 50 | 18 | 19 | 160 | 80/82 | M140U160                  | L06D         | 8.35         |

注：报价时含扳手，请于订购时，依据机台规格确认中心距离B的尺寸。  
Notice: 1. Wrench is included; 2. Before order please check the distance B.

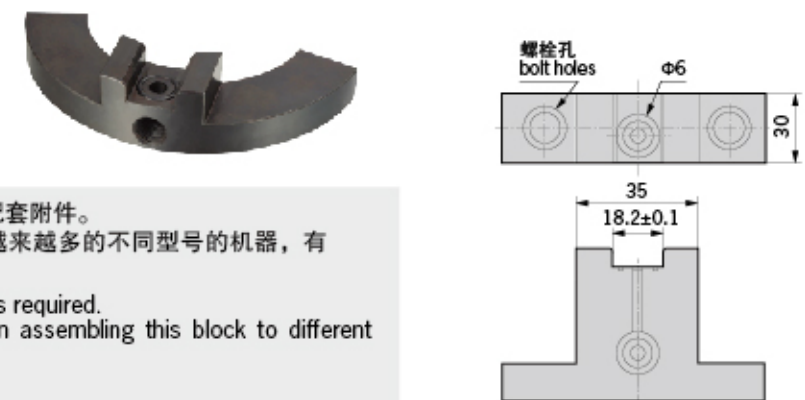
CSO Oil-feed Holder Reducing Sleeve  
CSO 油路刀套

| 型号<br>Specification | D  | d  | d1 | L1 | L2 | L3 | L  | 重量<br>Weight |
|---------------------|----|----|----|----|----|----|----|--------------|
| <b>CSO 32-16</b>    | 53 | 32 | 16 | 10 | 15 | 15 | 65 | 0.40         |
| 32-20               | 53 | 32 | 20 | 10 | 15 | 15 | 65 | 0.35         |
| 32-25               | 53 | 32 | 25 | 10 | 15 | 15 | 65 | 0.26         |
| 40-16               | 63 | 40 | 16 | 10 | 18 | 19 | 75 | 0.74         |
| 40-20               | 63 | 40 | 20 | 10 | 18 | 19 | 75 | 0.68         |
| 40-25               | 63 | 40 | 25 | 10 | 18 | 19 | 75 | 0.59         |
| 40-32               | 63 | 40 | 32 | 10 | 18 | 19 | 75 | 0.41         |



PB Oil-feed Holder Positioning Block  
PB 油路止动块

| 型号<br>Specification | 重量<br>Weight |
|---------------------|--------------|
| <b>BT40-PB30-35</b> | 0.53         |
| <b>BT50-PB30-35</b> | 0.46         |

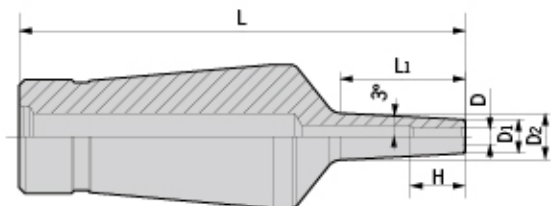


注意：在使用油路刀柄时，止动块是必需的配套附件。  
止动块可安装到ATC等机器上。因此，随着越来越多的不同型号的机器，有必要与机械制造商协商正确安装。  
Notice: Using oil-feed holder, positioning block is required.  
Make sure to apply of the right method when assembling this block to different machines.

# DSF-EXTENDER

DSF Shrink Fit Extender  
DSF 烧结式热装延长杆

NEW

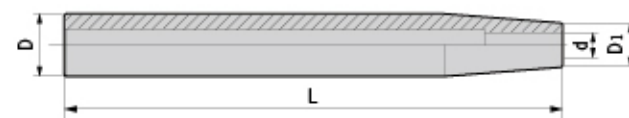


| 型号<br>Specification | D  | D1  | D2   | L1 | L   | H (Min) | H (Max) | 重量<br>Weight |
|---------------------|----|-----|------|----|-----|---------|---------|--------------|
| DSF12- D3-35-1.5    | 3  | 6   | 8.4  | 22 | 35  | 10      | 60      | 0.20         |
| D3-55-1.5           | 3  | 6   | 10.5 | 42 | 55  | 10      | 80      | 0.20         |
| D3-80-1.5           | 3  | 6   | 13.1 | 67 | 80  | 10      | 105     | 0.20         |
| D3-110-1.5          | 3  | 6   | 16.2 | 97 | 110 | 10      | 135     | 0.20         |
| D3-35-2.25          | 3  | 7.5 | 9.9  | 22 | 35  | 10      | 60      | 0.20         |
| D3-55-2.25          | 3  | 7.5 | 12   | 42 | 55  | 10      | 80      | 0.20         |
| D3-80-2.25          | 3  | 7.5 | 14.6 | 67 | 80  | 10      | 105     | 0.20         |
| D4-35-1.5           | 4  | 7   | 9.4  | 22 | 35  | 12      | 60      | 0.20         |
| D4-55-1.5           | 4  | 7   | 11.5 | 42 | 55  | 12      | 80      | 0.20         |
| D4-80-1.5           | 4  | 7   | 14.1 | 67 | 80  | 12      | 105     | 0.20         |
| D4-110-1.5          | 4  | 7   | 17.2 | 97 | 110 | 12      | 135     | 0.20         |
| D4-35-3             | 4  | 10  | 12.4 | 22 | 35  | 12      | 60      | 0.20         |
| D4-55-3             | 4  | 10  | 14.5 | 42 | 55  | 12      | 80      | 0.20         |
| D4-80-3             | 4  | 10  | 17.1 | 67 | 80  | 12      | 105     | 0.20         |
| D5-35-1.5           | 5  | 8   | 10.4 | 22 | 35  | 15      | 60      | 0.20         |
| D5-55-1.5           | 5  | 8   | 12.5 | 42 | 55  | 15      | 80      | 0.20         |
| D5-80-1.5           | 5  | 8   | 15.1 | 67 | 80  | 15      | 105     | 0.20         |
| D5-110-1.5          | 5  | 8   | 18.2 | 97 | 110 | 15      | 135     | 0.20         |
| D6-35-1.5           | 6  | 9   | 11.4 | 22 | 35  | 18      | 60      | 0.20         |
| D6-55-1.5           | 6  | 9   | 13.5 | 42 | 55  | 18      | 80      | 0.20         |
| D6-80-1.5           | 6  | 9   | 16.1 | 67 | 80  | 18      | 105     | 0.20         |
| D6-110-1.5          | 6  | 9   | 19.2 | 97 | 110 | 18      | 135     | 0.20         |
| D6-35-3             | 6  | 12  | 14.4 | 22 | 35  | 18      | 60      | 0.20         |
| D6-55-3             | 6  | 12  | 16.5 | 42 | 55  | 18      | 80      | 0.20         |
| D6-80-3             | 6  | 12  | 19.1 | 67 | 80  | 18      | 105     | 0.20         |
| D8-35-3             | 8  | 14  | 16.4 | 22 | 35  | 25      | 60      | 0.20         |
| D8-55-3             | 8  | 14  | 18.5 | 42 | 55  | 25      | 80      | 0.20         |
| D8-80-3             | 8  | 14  | 21.1 | 67 | 80  | 25      | 105     | 0.30         |
| D10-35-3            | 10 | 16  | 18.4 | 22 | 35  | 30      | 60      | 0.20         |
| D10-55-3            | 10 | 16  | 20.5 | 42 | 55  | 30      | 60      | 0.20         |
| D10-80-3            | 10 | 16  | 23.1 | 67 | 80  | 30      | 60      | 0.30         |
| D12-35-3            | 12 | 20  | 22.4 | 22 | 35  | 30      | 60      | 0.20         |
| D12-55-3            | 12 | 20  | 24.5 | 42 | 55  | 30      | 60      | 0.20         |
| D12-80-3            | 12 | 20  | 25.5 | -  | 80  | 30      | 60      | 0.30         |

# SF-EXTENDER

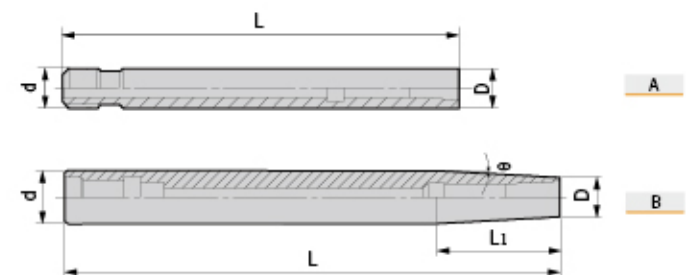
SF Shrink Fit Extender  
SF 烧结式热装延长杆

NEW



| 型号<br>Specification | D  | D1 | d  | L   | 重量<br>Weight |
|---------------------|----|----|----|-----|--------------|
| C12- SF3-160        | 12 | 8  | 3  | 160 | 0.20         |
| SF4-160             | 12 | 8  | 4  | 160 | 0.21         |
| C16- SF3-160        | 16 | 10 | 3  | 160 | 0.22         |
| SF4-160             | 16 | 10 | 4  | 160 | 0.23         |
| SF5-160             | 16 | 10 | 5  | 160 | 0.24         |
| SF6-160             | 16 | 10 | 6  | 160 | 0.25         |
| C20- SF5-160        | 20 | 14 | 5  | 160 | 0.40         |
| SF6-160             | 20 | 14 | 6  | 160 | 0.42         |
| SF8-160             | 20 | 14 | 8  | 160 | 0.44         |
| C25- SF8-160        | 25 | 20 | 8  | 160 | 0.60         |
| SF10-160            | 25 | 20 | 10 | 160 | 0.62         |
| SF12-160            | 25 | 20 | 12 | 160 | 0.65         |
| C32- SF10-160       | 32 | 27 | 10 | 160 | 0.78         |
| SF12-160            | 32 | 27 | 12 | 160 | 0.81         |
| SF16-160            | 32 | 27 | 16 | 160 | 0.83         |
| SF20-160            | 32 | 27 | 20 | 160 | 0.85         |

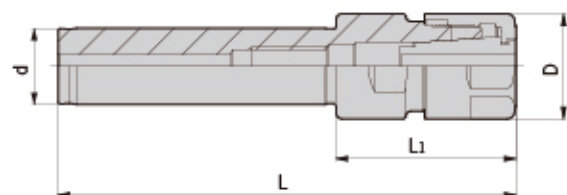
DC Collet Extender  
DC 小径延长杆



| 型号<br>Specification | 图示<br>Figure | D  | d  | L1  | L   | θ  | 适用夹头<br>Suit collet | 拉紧螺钉<br>Tension screw | 止动螺母<br>Stop nut | 扳手<br>Wrench | 卡板扳手<br>WDC Wrench | 重量<br>Weight |
|---------------------|--------------|----|----|-----|-----|----|---------------------|-----------------------|------------------|--------------|--------------------|--------------|
| C10- DC4-90         | A            | 9  | 10 | -   | 90  | -  | DC4                 | E040U700              | ZD4-1            | T03-L        | WDC                | 0.10         |
| C12- DC4-120        | A            | 14 | 12 | -   | 120 | -  | DC4                 | E040U800              | ZD4-2            | T03-L        | WDC                | 0.12         |
| DC6-120             | A            | 14 | 12 | -   | 120 | -  | DC6                 | E050U950              | ZD6-2            | T04-L        | WDC                | 0.13         |
| C16- DC6-150        | B            | 14 | 16 | 38  | 150 | 3° | DC6                 | E050U1000             | ZD6-1            | T04-L        | WDC                | 0.22         |
| C20- DC6-200        | B            | 14 | 20 | 76  | 200 | 3° | DC6                 | E050U1150             | ZD6-1            | T04          | WDC                | 0.42         |
| C25- DC6-250        | B            | 14 | 25 | 124 | 250 | 3° | DC6                 | E050U1500             | ZD6-1            | T04          | WDC                | 0.50         |
| C20- DC8-150        | B            | 19 | 20 | 28  | 150 | 2° | DC8                 | E060U800              | ZD8-1            | T05-L        | WDC                | 0.40         |
| DC8-200             | B            | 19 | 20 | 28  | 200 | 2° | DC8                 | E060U1200             | ZD8-1            | T05-L        | WDC                | 0.65         |
| C25- DC10-150       | B            | 24 | 25 | 28  | 150 | 2° | DC10                | E080U800              | ZD10-1           | T06-L        | WDC                | 0.60         |
| DC10-200            | B            | 24 | 25 | 28  | 200 | 2° | DC10                | E080U1200             | ZD10-1           | T06-L        | WDC                | 0.68         |
| DC10-250            | B            | 24 | 25 | 28  | 250 | 2° | DC10                | E080U1400             | ZD10-1           | T06-L        | WDC                | 0.78         |
| C32- DC12-200       | B            | 30 | 32 | 57  | 200 | 2° | DC12                | E100U1200             | ZD12-1           | T08          | WDC                | 0.82         |
| DC12-250            | B            | 30 | 32 | 57  | 250 | 2° | DC12                | E100U1400             | ZD12-1           | T08          | WDC                | 0.95         |
| DC12-300            | B            | 28 | 32 | 57  | 300 | 2° | DC12                | E100U1600             | ZD12-1           | T08          | WDC                | 1.15         |

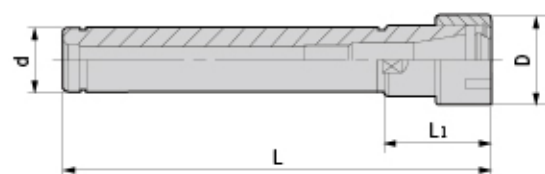
# DC/DSK-EXTENDER

DSK Collet Extender  
DSK 弹性筒夹延长杆



| 型号<br>Specification  | D    | d  | L <sub>1</sub> | L   | 重量<br>Weight |
|----------------------|------|----|----------------|-----|--------------|
| <b>C20-</b> DSK6-120 | 20   | 20 | 39             | 120 | 0.26         |
| DSK6-150             | 20   | 20 | 39             | 150 | 0.33         |
| DSK6-180             | 20   | 20 | 39             | 180 | 0.40         |
| DSK10-120            | 27.5 | 20 | 47.2           | 120 | 0.322        |
| DSK10-150            | 27.5 | 20 | 47.2           | 150 | 0.395        |
| DSK10-180            | 27.5 | 20 | 47.2           | 180 | 0.468        |

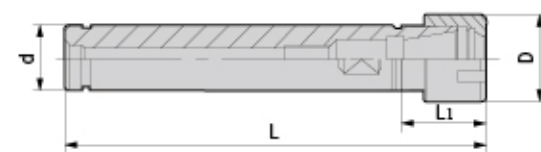
ER Collet Extender  
ER 弹性筒夹延长杆



| 型号<br>Specification  | D  | d  | L <sub>1</sub> | L   | 重量<br>Weight |
|----------------------|----|----|----------------|-----|--------------|
| <b>C16-</b> ER16-100 | 28 | 16 | 37             | 137 | 0.20         |
| ER16-150             | 28 | 16 | 37             | 187 | 0.25         |
| ER20-100             | 35 | 16 | 42             | 142 | 0.25         |
| <b>C20-</b> ER16-100 | 28 | 20 | 37             | 137 | 0.28         |
| ER16-150             | 28 | 20 | 37             | 187 | 0.36         |
| ER20-100             | 35 | 20 | 42             | 142 | 0.30         |
| ER20-150             | 35 | 20 | 42             | 192 | 0.38         |
| ER25-100             | 42 | 20 | 46             | 146 | 0.10         |
| ER25-150             | 42 | 20 | 46             | 196 | 0.49         |
| <b>C25-</b> ER16-100 | 28 | 25 | 37             | 137 | 0.41         |
| ER16-150             | 28 | 25 | 37             | 187 | 0.54         |
| ER20-100             | 35 | 25 | 42             | 142 | 0.42         |
| ER20-150             | 35 | 25 | 42             | 192 | 0.55         |
| ER25-100             | 42 | 25 | 46             | 146 | 0.45         |
| ER25-150             | 42 | 25 | 46             | 196 | 0.65         |

# ER-M-EXTENDER/DCK-VER

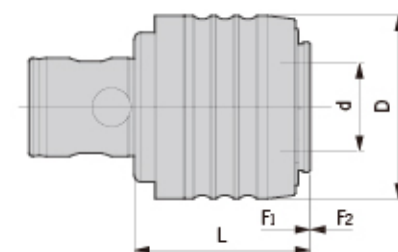

ER-M Collet Extender  
ER-M 弹性筒夹延长杆



| 型号<br>Specification   | D  | d  | L <sub>1</sub> | L   | 重量<br>Weight |
|-----------------------|----|----|----------------|-----|--------------|
| <b>C12-</b> ER11M-100 | 16 | 12 | 25             | 125 | 0.12         |
| ER11M-150             | 16 | 12 | 25             | 175 | 0.14         |
| <b>C16-</b> ER11M-100 | 16 | 16 | 25             | 125 | 0.14         |
| ER11M-150             | 16 | 16 | 25             | 175 | 0.22         |
| ER16M-100             | 22 | 16 | 36             | 136 | 0.15         |
| ER16M-150             | 22 | 16 | 36             | 186 | 0.21         |
| <b>C20-</b> ER16M-100 | 22 | 20 | 36             | 136 | 0.24         |
| ER16M-150             | 22 | 20 | 36             | 186 | 0.33         |
| ER20M-100             | 28 | 20 | 42             | 142 | 0.23         |
| ER20M-150             | 28 | 20 | 42             | 192 | 0.32         |
| ER20M-200             | 28 | 20 | 42             | 242 | 0.53         |
| <b>C25-</b> ER20M-150 | 28 | 25 | 42             | 192 | 0.50         |

DCK-VER Split Synch Tapping Chuck  
DCK-VER 分体式微补偿攻牙刀柄

**NEW**



| 型号<br>Specification  | D  | d  | L  | F <sub>1</sub> | F <sub>2</sub> | 攻牙能力<br>Tapping capacity | 适用延长杆<br>Suit extender | 重量<br>Weight |
|----------------------|----|----|----|----------------|----------------|--------------------------|------------------------|--------------|
| <b>DCK5-VER20-50</b> | 52 | 25 | 50 | 0.2            | 1              | M5-M16                   | VER20-M26              | 0.65         |
| <b>DCK6-VER32-75</b> | 72 | 40 | 75 | 0.2            | 1              | M10-M24                  | VER32-M30              | 1.80         |
| <b>DCK7-VER40-90</b> | 87 | 50 | 90 | 0.2            | 1              | M14-M33                  | VER40-M32              | 3.28         |

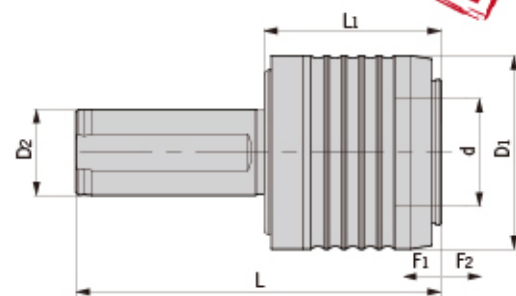
注：延长杆、筒夹和扳手需单独订购。  
Notice: extender, collets, and wrenches shall be ordered separately.



# C-VER/VER-EXTENDER

C-VER Split Synch Tapping Chuck  
C-VER 分体式微补偿攻牙刀柄

**NEW**

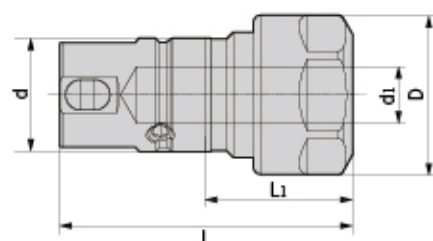


| 型号<br>Specification | d  | D1 | D2 | L   | L1 | F1  | F2 | 攻牙能力<br>Tapping capacity | 适用延长杆<br>Suit extender | 重量<br>Weight |
|---------------------|----|----|----|-----|----|-----|----|--------------------------|------------------------|--------------|
| <b>C25-VER25</b>    | 32 | 60 | 25 | 115 | 55 | 0.2 | 1  | M6-M20                   | VER25-M28              | 0.96         |
| <b>C32-VER25</b>    | 32 | 60 | 25 | 125 | 55 | 0.2 | 1  | M6-M20                   | VER25-M28              | 1.13         |
| <b>VER32</b>        | 40 | 72 | 32 | 136 | 66 | 0.2 | 1  | M10-M24                  | VER32-M30              | 1.73         |
| <b>C40-VER25</b>    | 42 | 60 | 25 | 135 | 55 | 0.2 | 1  | M6-M20                   | VER25-M28              | 1.46         |
| <b>VER32</b>        | 40 | 72 | 32 | 146 | 66 | 0.2 | 1  | M10-M24                  | VER32-M30              | 2.07         |
| <b>VER40</b>        | 50 | 87 | 40 | 160 | 80 | 0.2 | 1  | M14-M33                  | VER40-M32              | 2.98         |

注：延长杆、筒夹和扳手需单独订购。  
Notice: extender, collets, and wrenches shall be ordered separately.

VER Split Synch Tapping Extender  
VER 分体式微补偿攻牙延长杆

**NEW**

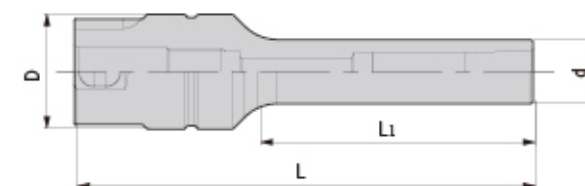
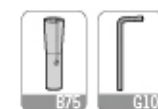


| 型号<br>Specification | 夹持范围<br>Clamping range | D  | d  | L     | L1 | 定位螺钉<br>Locking Screw | 攻牙能力<br>Tapping capacity | 重量<br>Weight |
|---------------------|------------------------|----|----|-------|----|-----------------------|--------------------------|--------------|
| <b>VER 16-M24</b>   | 2-10                   | 28 | 20 | 41    | 24 | M050U050              | M3-M12                   | 0.15         |
| <b>16-L55</b>       | 2-10                   | 28 | 20 | 72    | 55 | M050U050              | M3-M12                   | 0.22         |
| <b>VER 20-M26</b>   | 2-13                   | 34 | 25 | 51.5  | 26 | M060U060              | M5-M16                   | 0.20         |
| <b>20-L75</b>       | 2-13                   | 34 | 25 | 100.5 | 75 | M060U060              | M5-M16                   | 0.29         |
| <b>VER 25-M28</b>   | 2-16                   | 42 | 32 | 58    | 28 | M080U080              | M6-M20                   | 0.35         |
| <b>25-L86</b>       | 2-16                   | 42 | 32 | 116   | 86 | M080U080              | M6-M20                   | 0.54         |
| <b>VER 32-M30</b>   | 4-20                   | 50 | 40 | 69    | 30 | M080U100              | M10-M24                  | 0.50         |
| <b>32-L90</b>       | 4-20                   | 50 | 40 | 129   | 90 | M080U100              | M10-M24                  | 0.81         |
| <b>VER 40-M32</b>   | 6-26                   | 63 | 50 | 82    | 32 | M100U140              | M14-M33                  | 0.65         |
| <b>40-L95</b>       | 6-26                   | 63 | 50 | 145   | 95 | M100U140              | M14-M33                  | 0.98         |

# VER-DC EXTENDER/VER LOCK

VER-DC Split Synch Tapping Extender  
VER-DC 分体式微补偿攻牙延长杆

**NEW**



| 型号<br>Specification | D  | d  | L   | L1 | 适用筒夹<br>Suit collet | 拉紧螺钉<br>Tension screw | 止动螺母<br>Stop nut | 扳手<br>Wrench | 重量<br>Weight |
|---------------------|----|----|-----|----|---------------------|-----------------------|------------------|--------------|--------------|
| <b>VER 16-DC4</b>   | 20 | 10 | 80  | 50 | DC4                 | E040U0300             | ZD4-2            | L03          | 0.08         |
| <b>16-DC6</b>       | 20 | 14 | 90  | 60 | DC6                 | E050U0400             | ZD6-1            | L04          | 0.10         |
| <b>VER 20-DC4</b>   | 25 | 10 | 90  | 50 | DC4                 | E040U0350             | ZD4-2            | L03          | 0.15         |
| <b>20-DC6</b>       | 25 | 14 | 100 | 60 | DC6                 | E050U0400             | ZD6-1            | L04          | 0.17         |
| <b>20-DC4</b>       | 25 | 19 | 120 | 80 | DC8                 | E060U0500             | ZD8-1            | L06          | 0.22         |

VER Lock(Fixed)  
VER 锁刀座

**NEW**



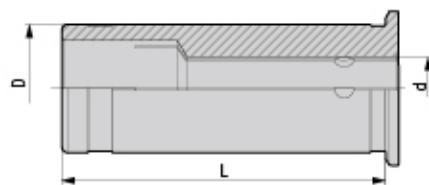
型号  
Specification

- TL-VER16
- TL-VER20
- TL-VER25
- TL-VER32
- TL-VER40

# DHC/ODHC

Hydraulic Collet - Flange Cooling  
D型端面出水液压筒夹

**NEW**



| 型号<br>Specification | d | D  | L  |
|---------------------|---|----|----|
| <b>DHC12-3</b>      | 3 | 12 | 45 |
| 4                   | 4 | 12 | 45 |
| 5                   | 5 | 12 | 45 |
| 6                   | 6 | 12 | 45 |
| 8                   | 8 | 12 | 45 |

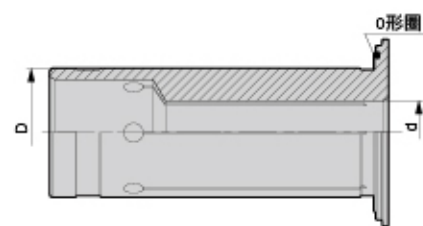
| 型号<br>Specification | d  | D  | L    |
|---------------------|----|----|------|
| <b>DHC20-3</b>      | 3  | 20 | 50.5 |
| 4                   | 4  | 20 | 50.5 |
| 5                   | 5  | 20 | 50.5 |
| 6                   | 6  | 20 | 50.5 |
| 8                   | 8  | 20 | 50.5 |
| 10                  | 10 | 20 | 50.5 |
| 12                  | 12 | 20 | 50.5 |
| 14                  | 14 | 20 | 50.5 |
| 16                  | 16 | 20 | 50.5 |

| 型号<br>Specification | d  | D  | L    |
|---------------------|----|----|------|
| <b>DHC32-6</b>      | 6  | 32 | 60.5 |
| 8                   | 8  | 32 | 60.5 |
| 10                  | 10 | 32 | 60.5 |
| 12                  | 12 | 32 | 60.5 |
| 14                  | 14 | 32 | 60.5 |
| 16                  | 16 | 32 | 60.5 |
| 18                  | 18 | 32 | 60.5 |
| 20                  | 20 | 32 | 60.5 |
| 25                  | 25 | 32 | 60.5 |

■精度≤0.003mm  
■Runint(3D) ≤ 0.003mm

Hydraulic Collet - Internal Cooling  
OD型中心出水液压筒夹

**NEW**



| 型号<br>Specification | d | D  | L  |
|---------------------|---|----|----|
| <b>ODHC12-3</b>     | 3 | 12 | 45 |
| 4                   | 4 | 12 | 45 |
| 5                   | 5 | 12 | 45 |
| 6                   | 6 | 12 | 45 |
| 8                   | 8 | 12 | 45 |

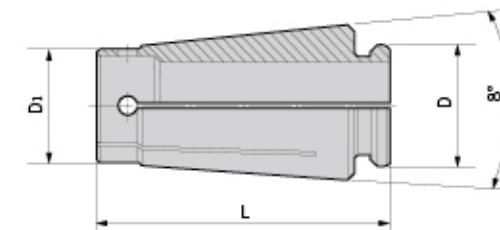
| 型号<br>Specification | d  | D <sub>1</sub> | L    |
|---------------------|----|----------------|------|
| <b>ODHC20-3</b>     | 3  | 20             | 50.5 |
| 4                   | 4  | 20             | 50.5 |
| 5                   | 5  | 20             | 50.5 |
| 6                   | 6  | 20             | 50.5 |
| 8                   | 8  | 20             | 50.5 |
| 10                  | 10 | 20             | 50.5 |
| 12                  | 12 | 20             | 50.5 |
| 14                  | 14 | 20             | 50.5 |
| 16                  | 16 | 20             | 50.5 |

| 型号<br>Specification | d  | D  | L    |
|---------------------|----|----|------|
| <b>ODHC32-6</b>     | 6  | 32 | 60.5 |
| 8                   | 8  | 32 | 60.5 |
| 10                  | 10 | 32 | 60.5 |
| 12                  | 12 | 32 | 60.5 |
| 14                  | 14 | 32 | 60.5 |
| 16                  | 16 | 32 | 60.5 |
| 18                  | 18 | 32 | 60.5 |
| 20                  | 20 | 32 | 60.5 |
| 25                  | 25 | 32 | 60.5 |

■精度≤0.003mm  
■Runint(3D) ≤ 0.003mm

# DSK-COLLET

DSK Precision Collet  
DSK 精密弹性筒夹



| DSK6          |               | DSK10          |               | DSK16          |               | DSK20          |               | DSK25          |               |
|---------------|---------------|----------------|---------------|----------------|---------------|----------------|---------------|----------------|---------------|
| SET NO.       | 11PCS RANGEmm | SET NO.        | 18PCS RANGEmm | SET NO.        | 27PCS RANGEmm | SET NO.        | 33PCS RANGEmm | SET NO.        | 40PCS RANGEmm |
| <b>DSK6-2</b> | 1.8-2.0       | <b>DSK10-2</b> | 1.75-2.0      | <b>DSK16-3</b> | 2.75-3.0      | <b>DSK20-4</b> | 3.5-4.0       | <b>DSK25-6</b> | 5.5-6.0       |
| 2.5           | 2.3-2.5       | 3              | 2.75-3.0      | 3.5            | 3.0-3.5       | 4.5            | 4.0-4.5       | 6.5            | 6.0-6.5       |
| 3             | 2.8-3.0       | 3.5            | 3.0-3.5       | 4              | 3.5-4.0       | 5              | 4.5-5.0       | 7              | 6.5-7.0       |
| 3.5           | 3.0-3.5       | 4              | 3.5-4.0       | 4.5            | 4.0-4.5       | 5.5            | 5.0-5.5       | 7.5            | 7.0-7.5       |
| 4             | 3.5-4.0       | 4.5            | 4.0-4.5       | 5              | 4.5-5.0       | 6              | 5.5-6.0       | 8              | 7.5-8.0       |
| 4.5           | 4.0-4.5       | 5              | 4.5-5.0       | 5.5            | 5.0-5.5       | 6.5            | 6.0-6.5       | 8.5            | 8.0-8.5       |
| 5             | 4.5-5.0       | 5.5            | 5.0-5.5       | 6              | 5.5-6.0       | 7              | 6.5-7.0       | 9              | 8.5-9.0       |
| 5.5           | 5.0-5.5       | 6              | 5.5-6.0       | 6.5            | 6.0-6.5       | 7.5            | 7.0-7.5       | 9.5            | 9.0-9.5       |
| 6             | 5.5-6.0       | 6.5            | 6.0-6.5       | 7              | 6.5-7.0       | 8              | 7.5-8.0       | 10             | 9.5-10.0      |
|               |               | 7              | 6.5-7.0       | 7.5            | 7.0-7.5       | 8.5            | 8.0-8.5       | 10.5           | 10.0-10.5     |
|               |               | 7.5            | 7.0-7.5       | 8              | 7.5-8.0       | 9              | 8.5-9.0       | 11             | 10.5-11.0     |
|               |               | 8              | 7.5-8.0       | 8.5            | 8.0-8.5       | 9.5            | 9.0-9.5       | 11.5           | 11.0-11.5     |
|               |               | 8.5            | 8.0-8.5       | 9              | 8.5-9.0       | 10             | 9.5-10.0      | 12             | 11.5-12.0     |
|               |               | 9              | 8.5-9.0       | 9.5            | 9.0-9.5       | 10.5           | 10.0-10.5     | 12.5           | 12.0-12.5     |
|               |               | 9.5            | 9.0-9.5       | 10             | 9.5-10.0      | 11             | 10.5-11.0     | 13             | 12.5-13.0     |
|               |               | 10             | 9.5-10.0      | 10.5           | 10.0-10.5     | 11.5           | 11.0-11.5     | 13.5           | 13.0-13.5     |
|               |               | 11             | 10.5-11.0     | 11             | 10.5-11.0     | 12             | 11.5-12.0     | 14             | 13.5-14.0     |
|               |               | 11.5           | 11.0-11.5     | 11.5           | 11.0-11.5     | 12.5           | 12.0-12.5     | 14.5           | 14.0-14.5     |
|               |               | 12             | 11.5-12.0     | 12             | 11.5-12.0     | 13             | 12.5-13.0     | 15             | 14.5-15.0     |
|               |               | 12.5           | 12.0-12.5     | 12.5           | 12.0-12.5     | 13.5           | 13.0-13.5     | 15.5           | 15.0-15.5     |
|               |               | 13             | 12.5-13.0     | 13             | 12.5-13.0     | 14             | 13.5-14.0     | 16             | 15.5-16.0     |
|               |               | 13.5           | 13.0-13.5     | 13.5           | 13.0-13.5     | 14.5           | 14.0-14.5     | 16.5           | 16.0-16.5     |
|               |               | 14             | 13.5-14.0     | 14             | 13.5-14.0     | 15             | 14.5-15.0     | 17             | 16.5-17.0     |
|               |               | 14.5           | 14.0-14.5     | 14.5           | 14.0-14.5     | 15.5           | 15.0-15.5     | 17.5           | 17.0-17.5     |
|               |               | 15             | 14.5-15.0     | 15             | 14.5-15.0     | 16             | 15.5-16.0     | 18             | 17.5-18.0     |
|               |               | 15.5           | 15.0-15.5     | 15.5           | 15.0-15.5     | 16.5           | 16.0-16.5     | 18.5           | 18.0-18.5     |
|               |               | 16             | 15.5-16.0     | 16             | 15.5-16.0     | 17             | 16.5-17.0     | 19             | 18.5-19.0     |
|               |               |                |               | 17             | 17.0-17.5     | 17.5           | 17.0-17.5     | 19.5           | 19.0-19.5     |
|               |               |                |               | 18             | 17.5-18.0     | 18             | 17.5-18.0     | 20             | 19.5-20.0     |
|               |               |                |               | 18.5           | 18.0-18.5     | 18.5           | 18.0-18.5     | 20.5           | 20.0-20.5     |
|               |               |                |               | 19             | 18.5-19.0     | 19             | 18.5-19.0     | 21             | 20.5-21.0     |
|               |               |                |               | 19.5           | 19.0-19.5     | 19.5           | 19.0-19.5     | 21.5           | 21.0-21.5     |
|               |               |                |               | 20             | 19.5-20.0     | 20             | 19.5-20.0     | 22             | 21.5-22.0     |
|               |               |                |               |                |               |                |               | 22.5           | 22.0-22.5     |
|               |               |                |               |                |               |                |               | 23             | 22.5-23.0     |
|               |               |                |               |                |               |                |               | 23.5           | 23.0-23.5     |
|               |               |                |               |                |               |                |               | 24             | 23.5-24.0     |
|               |               |                |               |                |               |                |               | 24.5           | 24.0-24.5     |
|               |               |                |               |                |               |                |               | 25             | 24.5-25.0     |
|               |               |                |               |                |               |                |               | 25.4           | 25.0-25.4     |

| 型号<br>Specification | D    | D <sub>1</sub> | L    |
|---------------------|------|----------------|------|
| <b>DSK 6</b>        | 9    | 7.5            | 25   |
| 10                  | 13   | 11.9           | 30.5 |
| 16                  | 20.7 | 18.7           | 45   |
| 20                  | 24   | 23             | 50   |
| 25                  | 29.3 | 28.7           | 57   |

## 弹性筒夹等级说明 / Spring Collet Precision

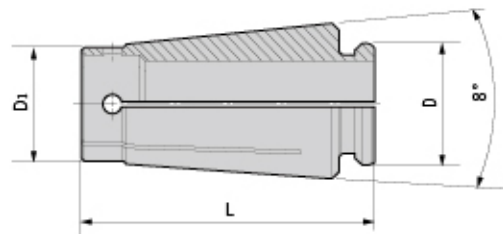
■普通级: 小于等于0.015mm ■A级: 小于等于0.01mm ■UP级: 小于等于0.005mm  
■Standard: ≤0.015 mm ■A: ≤0.01 mm ■UP: ≤0.005 mm

备注: DSK筒夹常规备库为UP级。  
Remark: DSK collets in stock with UP grade.

# DSK-C-COLLET

DSK-C Sealing Precision Collet  
DSK-C 止水精密弹性筒夹

**NEW**



| DSK10    |               | DSK16    |               |
|----------|---------------|----------|---------------|
| SET NO.  | 11PCS RANGEmm | SET NO.  | 18PCS RANGEmm |
| DSK10-4C | 4.0           | DSK16-4C | 4.0           |
| 6-C      | 6.0           | 6-C      | 6.0           |
| 8-C      | 8.0           | 8-C      | 8.0           |
| 10-C     | 10.0          | 10-C     | 10.0          |
|          |               | 12-C     | 12.0          |
|          |               | 14-C     | 14.0          |
|          |               | 16-C     | 16.0          |

■精度≤0.005mm  
■Accuracy ≤ 0.005mm



DSK Collet Puller  
DSK 筒夹拆卸器

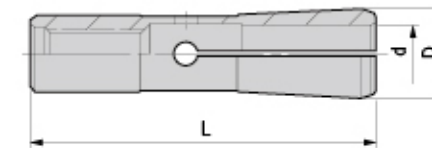
**NEW**

| 型号<br>Specification | 适配筒夹<br>Suit Collet |
|---------------------|---------------------|
| DSK 6-T             | DSK6                |
| 10-T                | DSK10               |
| 16-T                | DSK16               |
| 20-T                | DSK20               |
| 25-T                | DSK25               |



# DC-COLLET

DC Slim Collet  
DC小径筒夹



| 型号<br>Specification | D   | L  |
|---------------------|-----|----|
| DC 4                | 7   | 31 |
| 6                   | 9.6 | 36 |
| 8                   | 14  | 45 |
| 10                  | 18  | 52 |
| 12                  | 22  | 60 |

| 型号<br>Specification | 夹持范围<br>Clamping range |
|---------------------|------------------------|
| DC4- 3E             | 2.75-3                 |
| 4E                  | 3.75-4                 |

| 型号<br>Specification | 夹持范围<br>Clamping range |
|---------------------|------------------------|
| DC6- 3E             | 2.75-3                 |
| 4E                  | 3.75-4                 |
| 6E                  | 5.75-6                 |

■精度≤0.005mm  
■Runint(3D) ≤ 0.005mm

### 特点 / Feature

- DC筒夹设计重点强调立铣刀的夹持力。
- 每个夹头的夹持范围为0.25mm。
- The design of DC collects is emphasized on increasing the clamping force.
- Gripping range of each collect is 0.25mm.

| 型号<br>Specification | 夹持范围<br>Clamping range |
|---------------------|------------------------|
| DC8- 3E             | 2.75-3                 |
| 4E                  | 3.75-4                 |
| 6E                  | 5.75-6                 |
| 8E                  | 7.75-8                 |

| 型号<br>Specification | 夹持范围<br>Clamping range |
|---------------------|------------------------|
| DC10- 3E            | 2.75-3                 |
| 4E                  | 3.75-4                 |
| 6E                  | 5.75-6                 |
| 8E                  | 7.75-8                 |
| 10E                 | 9.75-10                |

| 型号<br>Specification | 夹持范围<br>Clamping range |
|---------------------|------------------------|
| DC12- 3E            | 2.75-3                 |
| 4E                  | 3.75-4                 |
| 6E                  | 5.75-6                 |
| 8E                  | 7.75-8                 |
| 10E                 | 9.75-10                |
| 12E                 | 11.75-12               |

# ER-COLLET

ER Collet  
ER 弹性筒夹



| 型号 Specification |         |            |          |            |          |            |          |            |          |            |          |
|------------------|---------|------------|----------|------------|----------|------------|----------|------------|----------|------------|----------|
| ER11-13PCS       |         | ER16-10PCS |          | ER20-12PCS |          | ER25-15PCS |          | ER32-19PCS |          | ER40-24PCS |          |
| SET NO.          | RANGEmm | SET NO.    | RANGEmm  | SET NO.    | RANGEmm  | SET NO.    | RANGEmm  | SET NO.    | RANGEmm  | SET NO.    | RANGEmm  |
| ER11-1           | 1.0-1.5 | ER16-1     | 1.0-1.5  | ER20-2     | 2.0-1.0  | ER25-2     | 2.0-1.0  | ER32-2     | 2.0-1.0  | ER40-3     | 3.0-2.0  |
| 1.5              | 1.5-1.0 | 2          | 2.0-1.0  | 3          | 3.0-2.0  | 3          | 3.0-2.0  | 3          | 3.0-2.0  | 4          | 4.0-3.0  |
| 2                | 2.0-1.5 | 3          | 3.0-2.0  | 4          | 4.0-3.0  | 4          | 4.0-3.0  | 4          | 4.0-3.0  | 5          | 5.0-4.0  |
| 2.5              | 2.5-2.0 | 4          | 4.0-3.0  | 5          | 5.0-4.0  | 5          | 5.0-4.0  | 5          | 5.0-4.0  | 6          | 6.0-5.0  |
| 3                | 3.0-2.5 | 5          | 5.0-4.0  | 6          | 6.0-5.0  | 6          | 6.0-5.0  | 6          | 6.0-5.0  | 7          | 7.0-6.0  |
| 3.5              | 3.5-3.0 | 6          | 6.0-5.0  | 7          | 7.0-6.0  | 7          | 7.0-6.0  | 7          | 7.0-6.0  | 8          | 8.0-7.0  |
| 4                | 4.0-3.5 | 7          | 7.0-6.0  | 8          | 8.0-7.0  | 8          | 8.0-7.0  | 8          | 8.0-7.0  | 9          | 9.0-8.0  |
| 4.5              | 4.5-4.0 | 8          | 8.0-7.0  | 9          | 9.0-8.0  | 9          | 9.0-8.0  | 9          | 9.0-8.0  | 10         | 10.0-9.0 |
| 5                | 5.0-4.5 | 9          | 9.0-8.0  | 10         | 10.0-9.0 | 10         | 10.0-9.0 | 10         | 10.0-9.0 | 11         | 11.0-10  |
| 5.5              | 5.5-5.0 | 10         | 10.0-9.0 | 11         | 11.0-10  | 11         | 11.0-10  | 11         | 11.0-10  | 12         | 12.0-11  |
| 6                | 6.0-5.5 |            |          | 12         | 12.0-11  | 12         | 12.0-11  | 12         | 12.0-11  | 13         | 13.0-12  |
| 6.5              | 6.5-6.0 |            |          | 13         | 13.0-12  | 13         | 13.0-12  | 13         | 13.0-12  | 14         | 14.0-13  |
| 7                | 7.0-6.5 |            |          |            |          | 14         | 14.0-13  | 14         | 14.0-13  | 15         | 15.0-14  |
|                  |         |            |          |            |          | 15         | 15.0-14  | 15         | 15.0-14  | 16         | 16.0-15  |
|                  |         |            |          |            |          | 16         | 16.0-15  | 16         | 16.0-15  | 17         | 17.0-16  |
|                  |         |            |          |            |          | 17         | 17.0-16  | 17         | 17.0-16  | 18         | 18.0-17  |
|                  |         |            |          |            |          | 18         | 18.0-17  | 18         | 18.0-17  | 19         | 19.0-18  |
|                  |         |            |          |            |          | 19         | 19.0-18  | 19         | 19.0-18  | 20         | 20.0-19  |
|                  |         |            |          |            |          | 20         | 20.0-19  | 20         | 20.0-19  | 21         | 21.0-20  |
|                  |         |            |          |            |          |            |          |            |          | 22         | 22.0-21  |
|                  |         |            |          |            |          |            |          |            |          | 23         | 23.0-22  |
|                  |         |            |          |            |          |            |          |            |          | 24         | 24.0-23  |
|                  |         |            |          |            |          |            |          |            |          | 25         | 25.0-24  |
|                  |         |            |          |            |          |            |          |            |          | 26         | 26.0-25  |

| 型号 Specification | D    | L    |
|------------------|------|------|
| ER 11            | 11.5 | 18   |
| 16               | 17   | 27.5 |
| 20               | 21   | 31.5 |
| 25               | 26   | 34   |
| 32               | 33   | 40   |
| 40               | 41   | 46   |

例: ER11-13PCS为套装型号。  
Note: ER 11-13PCS is a set.

### 弹性筒夹等级说明 / Spring Collet Precision

■普通级: 小于等于0.015mm ■A级: 小于等于0.01mm ■UP级: 小于等于0.005mm  
■Standard: ≤0.015 mm ■A: ≤0.01 mm ■UP: ≤0.005 mm

备注: ER筒夹常规备库为A级。  
Remark: ER collets in stock with A grade.

# ER-C-COLLET

ER-C Sealing Collet  
ER-C 止水弹性筒夹

NEW



| 型号 Specification |         |              |         |              |         |              |         |              |         |
|------------------|---------|--------------|---------|--------------|---------|--------------|---------|--------------|---------|
| ER16-8PCS-C      |         | ER20-11PCS-C |         | ER25-14PCS-C |         | ER32-18PCS-C |         | ER40-24PCS-C |         |
| SET NO.          | RANGEmm | SET NO.      | RANGEmm | SET NO.      | RANGEmm | SET NO.      | RANGEmm | SET NO.      | RANGEmm |
| ER16-3-C         | 3.0     | ER20-3-C     | 3.0     | ER25-3-C     | 3.0     | ER32-3-C     | 3.0     | ER40-3-C     | 3.0     |
| 4-C              | 4.0     | 4-C          | 4.0     | 4-C          | 4.0     | 4-C          | 4.0     | 4-C          | 4.0     |
| 5-C              | 5.0     | 5-C          | 5.0     | 5-C          | 5.0     | 5-C          | 5.0     | 5-C          | 5.0     |
| 6-C              | 6.0     | 6-C          | 6.0     | 6-C          | 6.0     | 6-C          | 6.0     | 6-C          | 6.0     |
| 7-C              | 7.0     | 7-C          | 7.0     | 7-C          | 7.0     | 7-C          | 7.0     | 7-C          | 7.0     |
| 8-C              | 8.0     | 8-C          | 8.0     | 8-C          | 8.0     | 8-C          | 8.0     | 8-C          | 8.0     |
| 9-C              | 9.0     | 9-C          | 9.0     | 9-C          | 9.0     | 9-C          | 9.0     | 9-C          | 9.0     |
| 10-C             | 10.0    | 10-C         | 10.0    | 10-C         | 10.0    | 10-C         | 10.0    | 10-C         | 10.0    |
|                  |         | 11-C         | 11.0    | 11-C         | 11.0    | 11-C         | 11.0    | 11-C         | 11.0    |
|                  |         | 12-C         | 12.0    | 12-C         | 12.0    | 12-C         | 12.0    | 12-C         | 12.0    |
|                  |         | 13-C         | 13.0    | 13-C         | 13.0    | 13-C         | 13.0    | 13-C         | 13.0    |
|                  |         |              |         | 14-C         | 14.0    | 14-C         | 14.0    | 14-C         | 14.0    |
|                  |         |              |         | 15-C         | 15.0    | 15-C         | 15.0    | 15-C         | 15.0    |
|                  |         |              |         | 16-C         | 16.0    | 16-C         | 16.0    | 16-C         | 16.0    |
|                  |         |              |         | 17-C         | 17.0    | 17-C         | 17.0    | 17-C         | 17.0    |
|                  |         |              |         | 18-C         | 18.0    | 18-C         | 18.0    | 18-C         | 18.0    |
|                  |         |              |         | 19-C         | 19.0    | 19-C         | 19.0    | 19-C         | 19.0    |
|                  |         |              |         | 20-C         | 20.0    | 20-C         | 20.0    | 20-C         | 20.0    |
|                  |         |              |         |              |         | 21-C         | 21.0    | 21-C         | 21.0    |
|                  |         |              |         |              |         | 22-C         | 22.0    | 22-C         | 22.0    |
|                  |         |              |         |              |         | 23-C         | 23.0    | 23-C         | 23.0    |
|                  |         |              |         |              |         | 24-C         | 24.0    | 24-C         | 24.0    |
|                  |         |              |         |              |         | 25-C         | 25.0    | 25-C         | 25.0    |
|                  |         |              |         |              |         | 26-C         | 26.0    | 26-C         | 26.0    |

| 型号 Specification | D    | L    |
|------------------|------|------|
| ER 16-C          | 17.0 | 27.5 |
| 20-C             | 21.0 | 31.5 |
| 25-C             | 26.0 | 34   |
| 32-C             | 33.0 | 40   |
| 40-C             | 41.0 | 46   |

例: ER16-8PCS-C为套装型号。  
Note: ER16-8PCS-C is a set.

### 弹性筒夹等级说明 / Spring Collet Precision

■普通级: 小于等于0.015mm ■A级: 小于等于0.01mm ■UP级: 小于等于0.005mm  
■Standard: ≤0.015 mm ■A: ≤0.01 mm ■UP: ≤0.005 mm

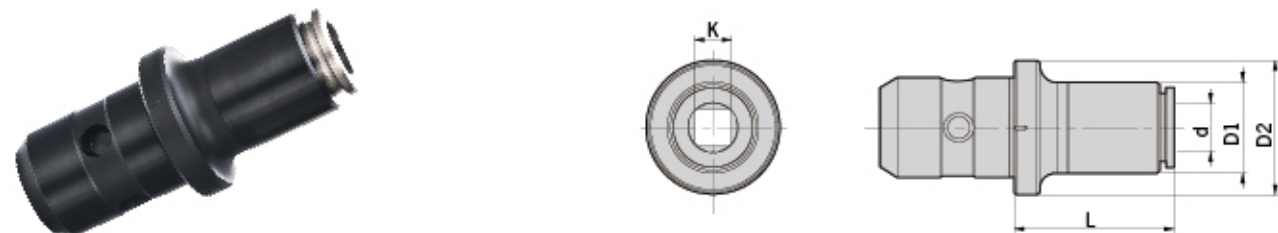
备注: ER-C筒夹常规备库为A级。  
Remark: ER-C collets in stock with A grade.



# TPE

## TPE312 Tapping Collet TPE312 攻牙筒夹

NEW



| 型号<br>Specification    | d    | k    | D1 | D2 | ISO529(2) | ISO529(1) | 备注通用Taps     |            |        |  |
|------------------------|------|------|----|----|-----------|-----------|--------------|------------|--------|--|
|                        |      |      |    |    |           |           | JIS          | DIN371     | DIN376 |  |
| <b>TPE312-028021-L</b> | 2.8  | 2.1  | 20 | 31 | -         | -         | -            | -          | M4     |  |
| 0315025-L              | 3.15 | 2.5  | 20 | 31 | M4        | M3        | -            | -          | -      |  |
| 035027-L               | 3.5  | 2.7  | 20 | 31 | -         | -         | -            | M3         | M5     |  |
| 0400315-L              | 4    | 3.15 | 20 | 31 | M5        | M4        | -            | -          | -      |  |
| 040032-L               | 4    | 3.2  | 20 | 31 | -         | -         | M3; W1/8     | -          | -      |  |
| 045034-L               | 4.5  | 3.4  | 20 | 31 | -         | -         | -            | M4         | M6     |  |
| 0450355-L              | 4.5  | 3.55 | 20 | 31 | M6        | -         | -            | -          | -      |  |
| 050040-L               | 5    | 4    | 20 | 31 | -         | M5        | M4           | -          | -      |  |
| 055045-L               | 5.5  | 4.5  | 20 | 31 | -         | -         | M5; W3/16    | -          | -      |  |
| 060045-L               | 6    | 4.5  | 20 | 31 | -         | -         | M6; W1/4     | -          | -      |  |
| 060049-L               | 6    | 4.9  | 20 | 31 | -         | -         | -            | M4.5 M5 M6 | M8     |  |
| 061050-L               | 6.1  | 5    | 20 | 31 | -         | -         | W5/16; W5/16 | -          | -      |  |
| 062050-L               | 6.2  | 5    | 20 | 31 | -         | -         | M8           | -          | -      |  |
| 063050-L               | 6.3  | 5    | 20 | 31 | M8        | M6        | -            | -          | -      |  |
| 070055-L               | 7    | 5.5  | 20 | 31 | -         | -         | M10; W3/8    | M7         | M9 M10 |  |
| 080060-L               | 8    | 6    | 20 | 31 | -         | -         | W7/16; PT1/8 | -          | -      |  |
| 080062-L               | 8    | 6.2  | 20 | 31 | -         | -         | -            | M8         | M11    |  |
| 080063-L               | 8    | 6.3  | 20 | 31 | M10       | M8        | -            | -          | -      |  |
| 085065-L               | 8.5  | 6.5  | 20 | 31 | -         | -         | M12          | -          | -      |  |
| 090070-L               | 9    | 7    | 27 | 31 | -         | -         | W1/2         | M9         | M12    |  |
| 090071-L               | 9    | 7.1  | 27 | 31 | M12       | -         | -            | -          | -      |  |
| 100080-L               | 10   | 8    | 27 | 31 | -         | M10       | -            | M10        | -      |  |

| TPE312丝锥筒夹长度 Length of Tapping Collet |      |      |        |        |        |  |
|---------------------------------------|------|------|--------|--------|--------|--|
| L                                     | L+47 | L+77 | L+107* | L+137* | L+167* |  |
| 33                                    | 80   | 110  | 140    | 170    | 200    |  |

注：ISO529 (1) 为细柄普通粗牙螺纹丝锥；  
ISO529 (2) 为粗柄普通粗牙螺纹丝锥。  
其中“d”，“k”尺寸为标准丝锥柄部参考数据。

TPE丝锥筒夹分别有六款长度可选，带\*规格需下单制作。例：TPE312-028021-110  
Note: Please note the length of the tapping collet when you order. For example: TPE312-028021-110

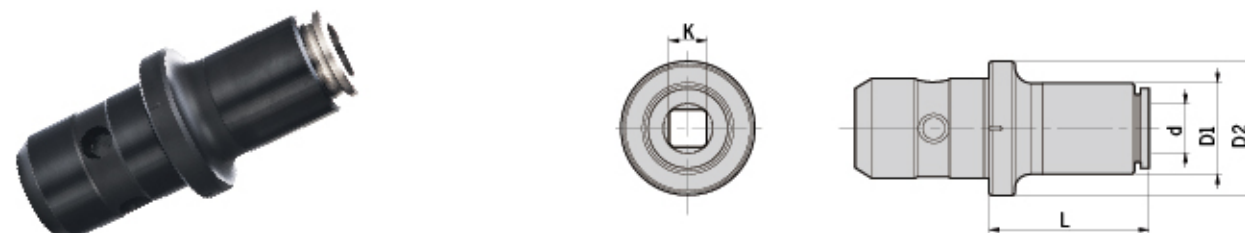
### 特点 / Feature

- 有内冷却供给；
- 丝锥的快速更换；
- 符合ISO/JIS/DIN标准的丝锥TPE筒夹可用；
- 注意硬质合金丝锥会削弱夹紧力且容易比丝锥筒夹中脱落；
- TPE筒夹无扭力保护；
- 请参照丝锥尺寸表；
- TPE筒夹与TPG刀柄组合使用。
- With cooling supply;
- Quick change;
- For taps with standard ISO, JIS and DIN;
- Solid carbide taps may drop off easily;
- With torque protection;
- Please refer taps chart;
- TPE tapping collet is for TPG tapping chuck.

# TPE

## TPE1024 Tapping Collet TPE1024 攻牙筒夹

NEW



| 型号<br>Specification     | d    | k    | D1 | D2 | ISO529(2) | 备注通用Taps         |        |          |  |
|-------------------------|------|------|----|----|-----------|------------------|--------|----------|--|
|                         |      |      |    |    |           | JIS              | DIN371 | DIN376   |  |
| <b>TPE1024-080060-L</b> | 8    | 6    | 20 | 47 | -         | W7/16; PT1/8     | -      | -        |  |
| 080863-L                | 8    | 6.3  | 20 | 47 | M10       | -                | -      | -        |  |
| 085065-L                | 8.5  | 6.5  | 20 | 47 | -         | M12              | -      | -        |  |
| 090070-L                | 9    | 7    | 27 | 47 | -         | W1/2             | -      | M12      |  |
| 090071-L                | 9    | 7.1  | 27 | 47 | M12       | -                | -      | -        |  |
| 100080-L                | 10   | 8    | 27 | 47 | -         | -                | M10    | -        |  |
| 105080-L                | 10.5 | 8    | 27 | 47 | -         | M14              | -      | -        |  |
| 110090-L                | 11   | 9    | 27 | 47 | -         | PT1/4            | -      | M14      |  |
| 112090-L                | 11.2 | 9    | 27 | 47 | M14       | -                | -      | -        |  |
| 120090-L                | 12   | 9    | 27 | 47 | -         | W5/8             | -      | M16      |  |
| 125100-L                | 12.5 | 10   | 27 | 47 | M16       | M16              | -      | -        |  |
| 140110-L                | 14   | 11   | 32 | 47 | -         | M18; W3/4; PT3/8 | -      | M18      |  |
| 140112-L                | 14   | 11.2 | 32 | 47 | M18 M20   | -                | -      | -        |  |
| 150120-L                | 15   | 12   | 32 | 47 | -         | M20              | -      | -        |  |
| 160120-L                | 16   | 12   | 32 | 47 | PT1/2     | -                | -      | M20      |  |
| 160125-L                | 16   | 12.5 | 32 | 47 | M22       | -                | -      | -        |  |
| 170130-L                | 17   | 13   | 32 | 47 | -         | M22; W7/8        | -      | -        |  |
| 180140-L                | 18   | 14   | 36 | 47 | M24       | PT1/2            | -      | -        |  |
| 180145-L                | 18   | 14.5 | 36 | 47 | -         | -                | -      | M22; M24 |  |
| 190150-L                | 19   | 15   | 36 | 47 | -         | M24              | -      | -        |  |

| TPE1024丝锥筒夹长度 Length of Tapping Collet |      |      |       |        |        |  |
|--|------|------|-------|--------|--------|--|
| L                                      | L+45 | L+75 | L+105 | L+135* | L+165* |  |
| 55                                     | 100  | 130  | 160   | 190*   | 220    |  |

注：ISO529 (1) 为细柄普通粗牙螺纹丝锥；  
ISO529 (2) 为粗柄普通粗牙螺纹丝锥。  
其中“d”，“k”尺寸为标准丝锥柄部参考数据。

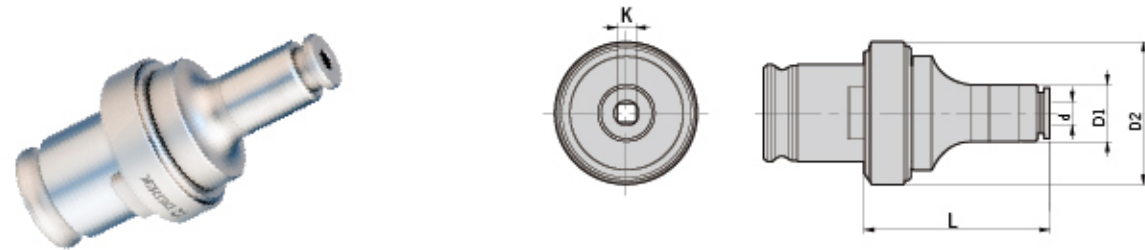
TPE丝锥筒夹分别有六款长度可选，带\*规格需下单制作。例：TPE1024-080060-100  
Note: Please note the length of the tapping collet when you order. For example: TPE1024-080060-100

### 特点 / Feature

- 有内冷却供给；
- 丝锥的快速更换；
- 符合ISO/JIS/DIN标准的丝锥TPE筒夹可用；
- 注意硬质合金丝锥会削弱夹紧力且容易比丝锥筒夹中脱落；
- TPE筒夹无扭力保护；
- 请参照丝锥尺寸表；
- TPE筒夹与TPG刀柄组合使用。
- With cooling supply;
- Quick change;
- For taps with standard ISO, JIS and DIN;
- Solid carbide taps will drop off easily;
- With torque protection;
- Please refer taps chart;
- TPE tapping collet is for TPG tapping chuck.

# TPD

TPD316 Tapping Collet  
TPD316 攻牙筒夹



| 型号<br>Specification    | d    | k    | D1 | D2 | 备注通用Taps  |           |              |            |        |
|------------------------|------|------|----|----|-----------|-----------|--------------|------------|--------|
|                        |      |      |    |    | ISO529(2) | ISO529(1) | JIS          | DIN371     | DIN376 |
| <b>TPD316-028021-L</b> | 2.8  | 2.1  | 20 | 33 | -         | -         | -            | -          | M4     |
| 0315025-L              | 3.15 | 2.5  | 20 | 33 | M4        | M3        | -            | -          | -      |
| 035027-L               | 3.5  | 2.7  | 20 | 33 | -         | -         | -            | M3         | M5     |
| 0400315-L              | 4    | 3.15 | 20 | 33 | M5        | M4        | -            | -          | -      |
| 040032-L               | 4    | 3.2  | 20 | 33 | -         | -         | M3; W1/8     | -          | -      |
| 045034-L               | 4.5  | 3.4  | 20 | 33 | -         | -         | -            | M4         | M6     |
| 0450355-L              | 4.5  | 3.55 | 20 | 33 | M6        | -         | -            | -          | -      |
| 050040-L               | 5    | 4    | 20 | 33 | -         | M5        | M4           | -          | -      |
| 055045-L               | 5.5  | 4.5  | 20 | 33 | -         | -         | M5; W3/16    | -          | -      |
| 060045-L               | 6    | 4.5  | 20 | 33 | -         | -         | M6; W1/4     | M4.5 M5 M6 | -      |
| 060049-L               | 6    | 4.9  | 20 | 33 | -         | -         | -            | -          | M8     |
| 061050-L               | 6.1  | 5    | 20 | 33 | -         | -         | W5/16        | -          | -      |
| 062050-L               | 6.2  | 5    | 20 | 33 | -         | -         | M8           | -          | -      |
| 063050-L               | 6.3  | 5    | 20 | 33 | M8        | M6        | -            | -          | -      |
| 070055-L               | 7    | 5.5  | 20 | 33 | -         | -         | M10; W3/8    | M7         | M9 M10 |
| 080060-L               | 8    | 6    | 20 | 33 | -         | -         | W7/16; PT1/8 | M8         | -      |
| 080062-L               | 8    | 6.2  | 20 | 33 | -         | -         | -            | -          | -      |
| 080063-L               | 8    | 6.3  | 20 | 33 | M10       | M8        | -            | -          | -      |
| 085065-L               | 8.5  | 6.5  | 20 | 33 | -         | -         | M12          | -          | -      |
| 090070-L               | 9    | 7    | 27 | 33 | -         | -         | W1/2         | M9         | M12    |
| 090071-L               | 9    | 7.1  | 27 | 33 | M12       | -         | -            | M10        | -      |
| 100080-L               | 10   | 8    | 27 | 33 | -         | M10       | -            | -          | -      |
| 105080-L               | 10.5 | 8    | 27 | 33 | -         | -         | M14          | -          | -      |
| 110090-L               | 11   | 9    | 27 | 33 | -         | -         | PT1/4        | -          | M14    |
| 112090-L               | 11.2 | 9    | 27 | 33 | M14       | -         | -            | -          | -      |
| 120090-L               | 12   | 9    | 27 | 33 | -         | -         | -            | -          | M16    |
| 125100-L               | 12.5 | 10   | 27 | 33 | M16       | -         | M16          | -          | -      |

| TPD丝锥筒夹长度 Length of Tapping Collet |      |       |
|------------------------------------|------|-------|
| L                                  | L+60 | L+100 |
| 45                                 | 105  | 145   |

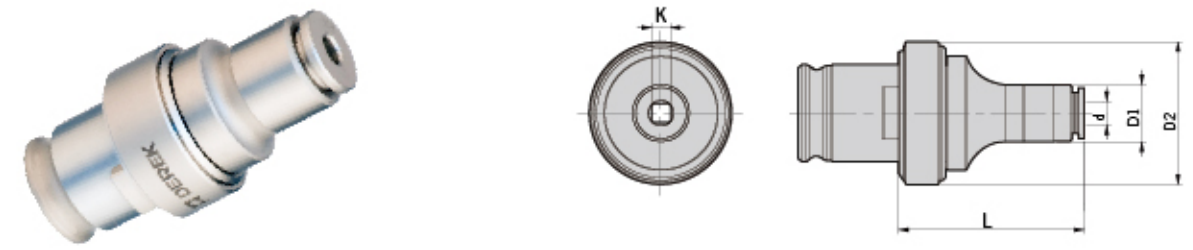
注：ISO529 (1) 为细柄普通粗牙螺纹丝锥；  
ISO529 (2) 为粗柄普通粗牙螺纹丝锥。  
其中“d”，“k”尺寸为标准丝锥柄部参考数据。

TPD316丝锥筒夹分别有三款长度可选。例：TPD316-028021-105

Note: Please note the length of the tapping collet when you order. For example: TPD316-028021-105

# TPD

TPD830 Tapping Collet  
TPD830 攻牙筒夹



| 型号<br>Specification    | d    | k    | D1 | D2 | 备注通用Taps  |                  |        |          |
|------------------------|------|------|----|----|-----------|------------------|--------|----------|
|                        |      |      |    |    | ISO529(2) | JIS              | DIN371 | DIN376   |
| <b>TPD830-060049-L</b> | 6    | 4.9  | 20 | 50 | -         | -                | -      | M8       |
| 061050-L               | 6.1  | 5    | 20 | 50 | -         | W5/16            | -      | -        |
| 062050-L               | 6.2  | 5    | 20 | 50 | -         | M8               | -      | -        |
| 063050-L               | 6.3  | 5    | 20 | 50 | M8        | -                | -      | -        |
| 070055-L               | 7    | 5.5  | 20 | 50 | -         | M10; W3/8        | -      | M10      |
| 080060-L               | 8    | 6    | 20 | 50 | -         | W7/16; PT1/8     | -      | -        |
| 080062-L               | 8    | 6.2  | 20 | 50 | -         | -                | M8     | -        |
| 080063-L               | 8    | 6.3  | 20 | 50 | M10       | -                | -      | -        |
| 085065-L               | 8.5  | 6.5  | 20 | 50 | -         | M12              | -      | -        |
| 090070-L               | 9    | 7    | 27 | 50 | -         | W1/2             | -      | M12      |
| 090071-L               | 9    | 7.1  | 27 | 50 | M12       | -                | -      | -        |
| 100080-L               | 10   | 8    | 27 | 50 | -         | -                | M10    | -        |
| 105080-L               | 10.5 | 8    | 27 | 50 | -         | M14              | -      | -        |
| 110090-L               | 11   | 9    | 27 | 50 | -         | PT1/4            | -      | M14      |
| 112090-L               | 11.2 | 9    | 27 | 50 | M14       | -                | -      | -        |
| 120090-L               | 12   | 9    | 27 | 50 | -         | W5/8             | -      | M16      |
| 125100-L               | 12.5 | 10   | 27 | 50 | M16       | M16              | -      | -        |
| 140110-L               | 14   | 11   | 32 | 50 | -         | M18; W3/4; PT3/8 | -      | M18      |
| 140112-L               | 14   | 11.2 | 32 | 50 | M18; M20  | -                | -      | -        |
| 150120-L               | 15   | 12   | 32 | 50 | -         | M20              | -      | -        |
| 160120-L               | 16   | 12   | 32 | 50 | PT1/2     | -                | -      | M20      |
| 160125-L               | 16   | 12.5 | 32 | 50 | M22       | -                | -      | -        |
| 170130-L               | 17   | 13   | 32 | 50 | -         | M22; W7/8        | -      | -        |
| 180140-L               | 18   | 14   | 36 | 50 | M24       | PT1/2            | -      | -        |
| 180145-L               | 18   | 14.5 | 36 | 50 | -         | -                | -      | M22; M24 |
| 190150-L               | 19   | 15   | 36 | 50 | -         | M24              | -      | -        |
| 200150-L               | 20   | 15   | 36 | 50 | -         | M27; W1          | -      | -        |
| 200160-L               | 20   | 16   | 36 | 50 | M27; M30  | -                | -      | M27      |
| 220180-L               | 22   | 18   | 36 | 50 | -         | -                | -      | M30      |
| 230170-L               | 23   | 17   | 36 | 50 | -         | M30;             | -      | -        |

| TPD丝锥筒夹长度 Length of Tapping Collet |      |       |
|------------------------------------|------|-------|
| L                                  | L+60 | L+100 |
| 65                                 | 125  | 165   |

注：ISO529 (1) 为细柄普通粗牙螺纹丝锥；  
ISO529 (2) 为粗柄普通粗牙螺纹丝锥。  
其中“d”，“k”尺寸为标准丝锥柄部参考数据。

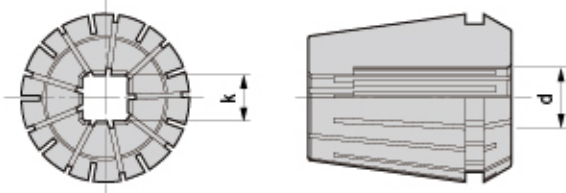
TPD830丝锥筒夹分别有三款长度可选。例：TPD830-060049-125

Note: Please note the length of the tapping collet when you order. For example: TPD830-060049-125

# ER-G

ER-G Tapping Collet  
ER-G 攻牙筒夹

**NEW**



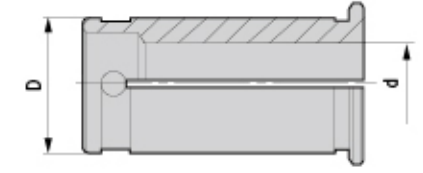
| 型号<br>Specification |       | d        | k     | 备注通用Taps  |              |                |              |           |
|---------------------|-------|----------|-------|-----------|--------------|----------------|--------------|-----------|
|                     |       |          |       | ISO529(1) | ISO529(2)    | JIS            | DIN371       | DIN376    |
| ER16-               |       | 0224018G | 2.24  | 1.8       | -            | M3             | -            | -         |
| ER16-               |       | 028021G  | 2.8   | 2.1       | -            | -              | -            | M4        |
| ER16-               |       | 0315025G | 3.15  | 2.5       | M3           | M4             | -            | -         |
| ER16-               |       | 035027G  | 3.5   | 2.7       | -            | -              | M3           | M4.5、M5   |
| ER16-               | ER20- | 040032G  | 4     | 3.2       | M4           | M5             | M3、W1/8      | -         |
| ER16-               | ER20- | ER25-    | 4.5   | 3.4       | -            | -              | M4           | M6        |
| ER16-               | ER20- | ER25-    | 4.5   | 3.55      | -            | M6             | -            | -         |
| ER16-               | ER20- | ER25-    | 5     | 4         | M5           | -              | M4           | -         |
| ER16-               | ER20- | ER25-    | 5.5   | 4.5       | -            | -              | M5、W3/16     | -         |
| ER16-               | ER20- | ER25-    | 6     | 4.5       | -            | -              | M6、W1/4      | -         |
| ER16-               | ER20- | ER25-    | 6     | 4.9       | -            | -              | M4.5、M5、M6M8 | -         |
| ER16-               | ER20- | ER25-    | 6.1   | 5         | -            | -              | W5/16        | -         |
| ER16-               | ER20- | ER25-    | 6.2   | 5         | -            | M8             | -            | -         |
| ER16-               | ER20- | ER25-    | 6.3   | 5         | M6           | M8             | -            | -         |
| ER16-               | ER20- | ER25-    | ER32- | 7         | 5.5          | -              | M10、W3/8     | M7 M9、M10 |
| ER16-               | ER20- | ER25-    | ER32- | 8         | 6            | -              | W7/16、PT1/8  | -         |
| ER16-               | ER20- | ER25-    | ER32- | 8         | 6.2          | -              | -            | M8 M11    |
| ER16-               | ER20- | ER25-    | ER32- | 8         | 6.3          | M8             | M10          | -         |
| ER16-               | ER20- | ER25-    | ER32- | 8.5       | 6.5          | -              | M12          | -         |
| ER16-               | ER20- | ER25-    | ER32- | 9         | 7            | -              | W1/2         | M9 M12    |
| ER16-               | ER20- | ER25-    | ER32- | 9         | 7.1          | -              | M12          | -         |
| ER16-               | ER20- | ER25-    | ER32- | ER40-     | 10           | 8              | M10          | -         |
| ER20-               | ER25- | ER32-    | ER40- | 10.5      | 8            | -              | M14          | -         |
| ER20-               | ER25- | ER32-    | ER40- | 11        | 9            | -              | PT1/4        | M14       |
| ER20-               | ER25- | ER32-    | ER40- | 11.2      | 9            | -              | M14          | -         |
| ER20-               | ER25- | ER32-    | ER40- | 12        | 9            | -              | W5/8         | M16       |
| ER20-               | ER25- | ER32-    | ER40- | 12.5      | 10           | -              | M16          | M16       |
| ER25-               | ER32- | ER40-    | 14    | 11        | -            | M18、W3/4、PT3/8 | -            | M18       |
| ER25-               | ER32- | ER40-    | 14    | 11.2      | -            | M18、M20        | M18          | -         |
| ER25-               | ER32- | ER40-    | 15    | 12        | -            | M20            | -            | -         |
| ER32-               | ER40- | 16       | 12    | -         | -            | -              | -            | M20       |
| ER32-               | ER40- | 16       | 12.5  | -         | M22          | -              | -            | -         |
| ER32-               | ER40- | 17       | 13    | -         | -            | M22、W7/8       | -            | -         |
| ER32-               | ER40- | 18       | 14    | -         | M24          | PT1/2          | -            | -         |
| ER32-               | ER40- | 18       | 14.5  | -         | -            | -              | -            | M22、M24   |
| ER32-               | ER40- | 19       | 15    | -         | -            | M24            | -            | -         |
| ER40-               | 20    | 15       | -     | -         | M27、W1、PT5/8 | -              | -            | -         |
| ER40-               | 20    | 16       | -     | M27、M30   | -            | -              | -            | M27       |
| ER40-               | 22    | 18       | -     | -         | -            | -              | -            | M30       |
| ER40-               | 22    | 19       | -     | -         | M32、M33      | -              | -            | -         |
| ER40-               | 22.4  | 18       | -     | M33       | -            | -              | -            | -         |
| ER40-               | 23    | 17       | -     | -         | M30、PT3/4    | -              | -            | -         |
| ER40-               | 25    | 19       | -     | -         | M33          | -              | -            | -         |

注：选型前需确认丝锥柄径与四方尺寸。  
Note: The size of the shank must to be suitable with the collet.

■常规备库精度≤0.015mm  
■In stock with accuracy ≤ 0.015mm

# SC

SC Power Collet  
SC 强力筒夹



| 型号<br>Specification | D  | d  | L  |
|---------------------|----|----|----|
| SC16- 4             | 16 | 4  | 45 |
| 6                   | 16 | 6  | 45 |
| 8                   | 16 | 8  | 45 |
| 10                  | 16 | 10 | 45 |
| 12                  | 16 | 12 | 45 |

| 型号<br>Specification | D  | d  | L  |
|---------------------|----|----|----|
| SC20- 4             | 20 | 4  | 52 |
| 6                   | 20 | 6  | 52 |
| 8                   | 20 | 8  | 52 |
| 10                  | 20 | 10 | 52 |
| 12                  | 20 | 12 | 52 |
| 15                  | 20 | 15 | 52 |
| 16                  | 20 | 16 | 52 |

| 型号<br>Specification | D  | d  | L  |
|---------------------|----|----|----|
| SC25- 6             | 25 | 6  | 60 |
| 8                   | 25 | 8  | 60 |
| 10                  | 25 | 10 | 60 |
| 12                  | 25 | 12 | 60 |
| 16                  | 25 | 16 | 60 |
| 20                  | 25 | 20 | 60 |

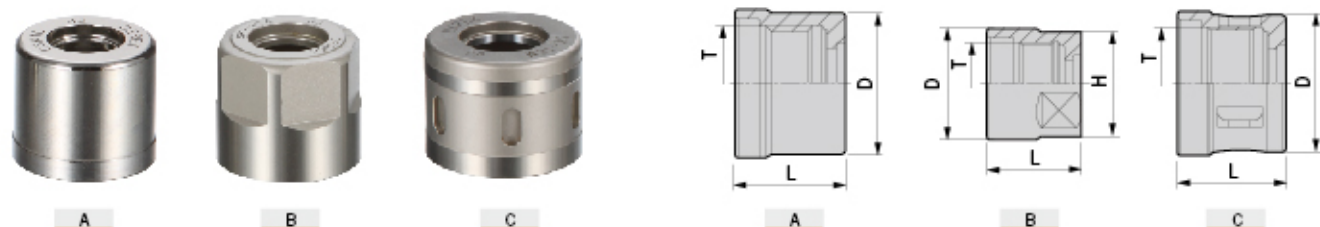
| 型号<br>Specification | D  | d    | L  |
|---------------------|----|------|----|
| SC32- 3             | 32 | 3    | 66 |
| 4                   | 32 | 4    | 66 |
| 5                   | 32 | 5    | 66 |
| 6                   | 32 | 6    | 66 |
| 7                   | 32 | 7    | 66 |
| 8                   | 32 | 8    | 66 |
| 9                   | 32 | 9    | 66 |
| 10                  | 32 | 10   | 66 |
| 11                  | 32 | 11   | 66 |
| 12                  | 32 | 12   | 66 |
| 13                  | 32 | 13   | 66 |
| 14                  | 32 | 14   | 66 |
| 15                  | 32 | 15   | 66 |
| 15.6                | 32 | 15.6 | 66 |
| 16                  | 32 | 16   | 66 |
| 17                  | 32 | 17   | 66 |
| 18                  | 32 | 18   | 66 |
| 19                  | 32 | 19   | 66 |
| 20                  | 32 | 20   | 66 |
| 21                  | 32 | 21   | 66 |
| 22                  | 32 | 22   | 66 |
| 23                  | 32 | 23   | 66 |
| 24                  | 32 | 24   | 66 |
| 25                  | 32 | 25   | 66 |

| 型号<br>Specification | D  | d  | L  |
|---------------------|----|----|----|
| SC42- 6             | 42 | 6  | 80 |
| 8                   | 42 | 8  | 80 |
| 10                  | 42 | 10 | 80 |
| 12                  | 42 | 12 | 80 |
| 16                  | 42 | 16 | 80 |
| 18                  | 42 | 18 | 80 |
| 20                  | 42 | 20 | 80 |
| 24                  | 42 | 24 | 80 |
| 25                  | 42 | 25 | 80 |
| 32                  | 42 | 32 | 80 |

■精度≤0.01mm  
■Accuracy ≤ 0.01mm


# GSK/DSK/ER-NUT

Clamping Nuts For GSK/DSK Collet Chuck  
GSK/DSK 高速刀柄专用螺帽



| 型号<br>Specification | 图示<br>Figure | D    | H  | L  | T          |
|---------------------|--------------|------|----|----|------------|
| <b>GSK 6</b>        | A            | 19.5 | -  | 21 | M15.5x1.0P |
| <b>10</b>           | A            | 27   | -  | 24 | M21.5x1.0P |
| <b>16</b>           | A            | 40   | -  | 31 | M32x1.5P   |
| <b>20</b>           | A            | 48.5 | -  | 33 | M40x1.0P   |
| <b>25</b>           | A            | 55   | -  | 37 | M45x1.5P   |
| <b>DSK 6-A</b>      | B            | 20   | 18 | 21 | M15.5x1.0P |
| <b>10-A</b>         | B            | 27.5 | 25 | 24 | M21.5x1.0P |
| <b>16-M</b>         | C            | 40.5 | -  | 31 | M32x1.5P   |
| <b>20-M</b>         | C            | 48.5 | -  | 33 | M40x1.0P   |
| <b>25-M</b>         | C            | 55   | -  | 37 | M45x1.5P   |

Clamping Nut For ER Collet Chuck  
ER 夹头螺帽



| 型号<br>Specification   | 图示<br>Figure | D  | L    | T         |
|-----------------------|--------------|----|------|-----------|
| <b>CNA- ER16</b>      | A            | 28 | 17.5 | M 22XP1.5 |
| <b>ER20</b>           | A            | 34 | 19   | M 25XP1.5 |
| <b>CNU- M/RD-ER25</b> | B            | 42 | 20   | M 32XP1.5 |
| <b>M/RD-ER32</b>      | B            | 50 | 22.5 | M 40XP1.5 |
| <b>M/RD-ER40</b>      | B            | 63 | 25.5 | M 50XP1.5 |
| <b>CNM- ER11</b>      | C            | 16 | 12   | M13XP0.75 |
| <b>ER16</b>           | C            | 23 | 18   | M 19XP1.0 |
| <b>ER20</b>           | C            | 28 | 19   | M 24XP1.0 |
| <b>ER25</b>           | C            | 35 | 20   | M 30XP1.0 |

# WCPA/WGSK/TSK/ER-WRENCH

Wrench for HSK Coolant Pipe  
HSK 冷却液导管扳手



| 型号<br>Specification | 适用本体<br>Tool holder | 重量<br>Weight |
|---------------------|---------------------|--------------|
| <b>WCPA 40</b>      | HSK40               | 0.40         |
| <b>50</b>           | HSK50               | 0.50         |
| <b>63</b>           | HSK63               | 0.60         |
| <b>100</b>          | HSK100              | 0.60         |

Wrench For GSK Tool Holder  
GSK 套筒专用扳手



| 型号<br>Specification | 适用螺帽<br>Clamping nut | 重量<br>Weight |
|---------------------|----------------------|--------------|
| <b>WGSK 6</b>       | GSK6                 | 0.30         |
| <b>10</b>           | GSK10                | 0.35         |
| <b>16</b>           | GSK16                | 0.40         |
| <b>20</b>           | GSK20                | 0.50         |
| <b>25</b>           | GSK25                | 0.55         |

Wrench For DSK Tool Holder  
DSK 专用扳手



| 型号<br>Specification | 适用螺帽<br>Clamping nut | 重量<br>Weight |
|---------------------|----------------------|--------------|
| <b>TSK 6-A</b>      | DSK6                 | 0.10         |
| <b>10-A</b>         | DSK10                | 0.10         |
| <b>16-M</b>         | DSK16                | 0.20         |
| <b>20-M</b>         | DSK20                | 0.30         |
| <b>25-M</b>         | DSK25                | 0.40         |

Wrench For ER Tool Holder  
ER 专用扳手



| 型号<br>Specification | 适用螺帽<br>Clamping nut | 重量<br>Weight |
|---------------------|----------------------|--------------|
| <b>ER 16-A</b>      | CNA-ER16             | 0.10         |
| <b>20-A</b>         | CNA-ER20             | 0.10         |
| <b>11-M</b>         | CNM-ER11             | 0.20         |
| <b>16-M</b>         | CNM-ER16             | 0.20         |
| <b>20-M</b>         | CNM-ER20             | 0.20         |
| <b>25-M</b>         | CNM-ER25             | 0.20         |
| <b>25-UM.KM/RD</b>  | CNU-ER25             | 0.20         |
| <b>32-UM.KM/RD</b>  | CNU-ER32             | 0.20         |
| <b>40-UM.KM/RD</b>  | CNU-ER40             | 0.30         |



# HPM/MLC/SPU/WDC-WRENCH

Wrench For Milling Chuck HPM  
HPM 强力弹性套筒专用扳手



| 型号<br>Specification | 适用本体<br>Tool holder | 重量<br>Weight |
|---------------------|---------------------|--------------|
| WHPM 16             | HPM16               | 0.40         |
| 20                  | HPM20               | 0.50         |
| 32                  | HPM32               | 0.60         |

Wrench For Tool Holder MLC/HPC  
MLC/HPC 强力筒夹本体专用扳手



| 型号<br>Specification | 适用本体<br>Tool holder | 重量<br>Weight |
|---------------------|---------------------|--------------|
| SP-MLC 20           | MLC20/HPC20         | 0.20         |
| 32                  | MLC32/HPC32         | 0.30         |
| 42                  | MLC42/HPC42         | 0.45         |

Wrench For Drill Chuck SPU  
SPU 钻夹头专用扳手



| 型号<br>Specification | 适用本体<br>Tool holder | 重量<br>Weight |
|---------------------|---------------------|--------------|
| SP-SPU 8            | SPU8                | 0.10         |
| 13                  | SPU13               | 0.12         |
| 16                  | SPU16               | 0.12         |

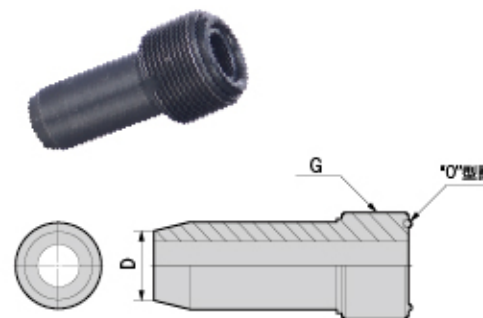
Wrench For DC Extender  
DC 延长杆专用扳手



| 型号<br>Specification | 适用本体<br>Tool holder | 重量<br>Weight |
|---------------------|---------------------|--------------|
| WDC                 | DC                  | 0.10         |

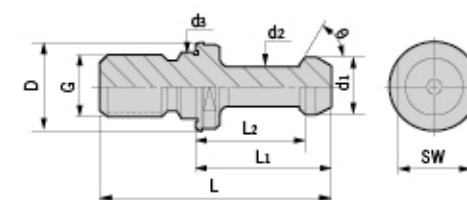
# HSK-CPA/BT/SK-PULL STUD

HSK-CPA Coolant Pipe  
HSK-CPA 填充管



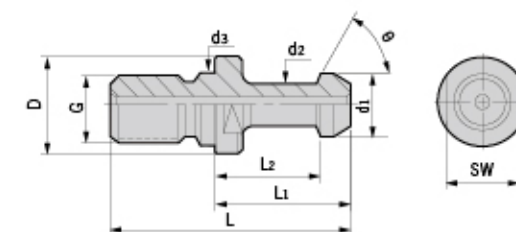
| 型号<br>Specification | D  | G        | 扳手<br>Wrench |
|---------------------|----|----------|--------------|
| HSK 40-CPA          | 8  | M12X1.0P | WCPA40       |
| 50-CPA              | 10 | M16X1.0P | WCPA50       |
| 63-CPA              | 12 | M18X1.0P | WCPA63       |
| 100-CPA             | 16 | M24X1.5P | WCPA100      |

BT Pull Stud Without Hole  
BT 螺栓拉头



| 型号<br>Specification | D    | d1 | d2 | d3   |    |    |    |     |     |    |      |  |
|---------------------|------|----|----|------|----|----|----|-----|-----|----|------|--|
| BT30- 45            | 16.5 | 11 | 7  | 12.5 | 23 | 18 | 43 | 45° | M12 | 13 | 0.03 |  |
| 60                  | 16.5 | 11 | 7  | 12.5 | 23 | 18 | 43 | 60° | M12 | 13 | 0.03 |  |
| BT40- 45            | 23   | 15 | 10 | 17   | 35 | 28 | 60 | 45° | M16 | 19 | 0.07 |  |
| 60                  | 23   | 15 | 10 | 17   | 35 | 28 | 60 | 60° | M16 | 19 | 0.07 |  |
| 90                  | 23   | 15 | 10 | 17   | 35 | 28 | 60 | 90° | M16 | 19 | 0.07 |  |
| BT50- 45            | 38   | 23 | 17 | 25   | 45 | 35 | 85 | 45° | M24 | 30 | 0.25 |  |
| 60                  | 38   | 23 | 17 | 25   | 45 | 35 | 85 | 60° | M24 | 30 | 0.25 |  |
| 90                  | 38   | 23 | 17 | 25   | 45 | 35 | 85 | 90° | M24 | 30 | 0.25 |  |

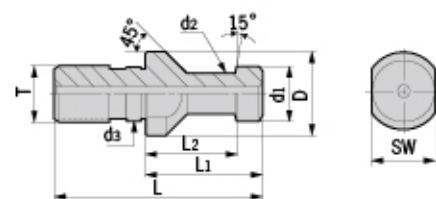
BT Pull Stud With Cooling Hole  
BT螺栓出水拉头



| 型号<br>Specification | 给水孔径<br>Coolant dia. | D  | d1 | d2 |    |    |    |    |     |     |    |      |
|---------------------|----------------------|----|----|----|----|----|----|----|-----|-----|----|------|
| BT40- 45C           | 4                    | 23 | 15 | 10 | 17 | 35 | 28 | 60 | 45° | M16 | 19 | 0.07 |
| 60C                 | 4                    | 23 | 15 | 10 | 17 | 35 | 28 | 60 | 60° | M16 | 19 | 0.07 |
| 90C                 | 4                    | 23 | 15 | 10 | 17 | 35 | 28 | 60 | 90° | M16 | 19 | 0.07 |
| BT50- 45C           | 6                    | 38 | 23 | 17 | 25 | 45 | 35 | 85 | 45° | M24 | 30 | 0.25 |
| 60C                 | 6                    | 38 | 23 | 17 | 25 | 45 | 35 | 85 | 60° | M24 | 30 | 0.25 |
| 90C                 | 6                    | 38 | 23 | 17 | 25 | 45 | 35 | 85 | 90° | M24 | 30 | 0.25 |

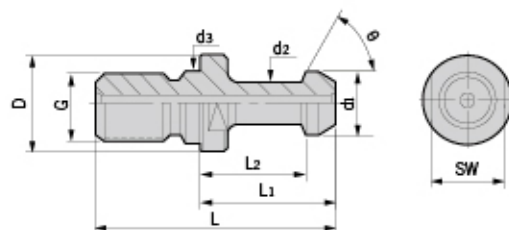
# SK/CAT/MAZAK-PULL STUD

SK Pull Stud With Cooling Hole  
SK 螺栓出水拉头



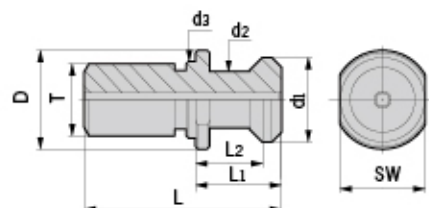
| 型号<br>Specification | D  | d1 | d2 | d3 | d4   | L1 | L2 | L3  | L  | SW | T   | 重量<br>Weight |
|---------------------|----|----|----|----|------|----|----|-----|----|----|-----|--------------|
| SK- 30A             | 17 | 13 | 9  | 13 | -    | 24 | 19 | -   | 44 | 14 | M12 | 0.03         |
| 40A                 | 23 | 19 | 14 | 17 | 7    | 26 | 20 | 3.0 | 54 | 19 | M16 | 0.05         |
| 50A                 | 36 | 28 | 21 | 25 | 11.5 | 34 | 25 | 4.5 | 74 | 30 | M24 | 0.30         |

CAT Pull Stud With Cooling Hole  
CAT 螺栓出水拉头



| 型号<br>Specification | 给水孔径<br>Coolant dia. | D    | d1   | d2   | L1   | L2   | L    | T          | SW    | 重量<br>Weight |
|---------------------|----------------------|------|------|------|------|------|------|------------|-------|--------------|
| CAT40- 45UC         | 7.1                  | 23.8 | 18.8 | 12.4 | 16.2 | 11.2 | 38.1 | 5/8'-11UNC | 19.05 | 0.03         |
| CAT50- 45UC         | 11.9                 | 36.5 | 28.9 | 20.8 | 25.4 | 17.7 | 58.4 | 1'-8UNC    | 31.75 | 0.16         |

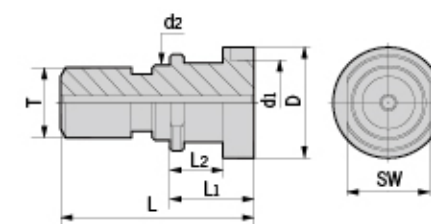
MAZAK Pull Stud  
MAZAK 螺栓拉头



| 型号<br>Specification | D  | d1    | d2    | d3 | L    | L1   | L2    | SW | T   | 重量<br>Weight |
|---------------------|----|-------|-------|----|------|------|-------|----|-----|--------------|
| MAZAK- 40           | 22 | 18.8  | 12.45 | 17 | 44.1 | 19.1 | 14    | 19 | M16 | 0.02         |
| 50                  | 37 | 28.96 | 20.83 | 25 | 65.2 | 25.2 | 17.58 | 30 | M24 | 0.10         |

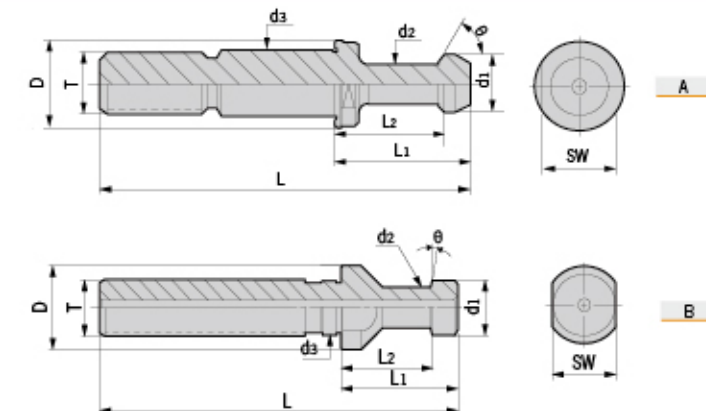
# DIN2080/MTB-PULL STUD

DIN2080 Pull Stud  
DIN2080 螺栓拉头



| 型号<br>Specification | D    | d1   | d2 | L  | L1 | L2    | SW | T   | 重量<br>Weight |
|---------------------|------|------|----|----|----|-------|----|-----|--------------|
| DIN2080- 40         | 25   | 21.1 | 17 | 53 | 25 | 13.6  | 19 | M16 | 0.06         |
| 50                  | 39.3 | 32   | 25 | 65 | 25 | 13.35 | 30 | M24 | 0.30         |

MTB Tension Screw  
MTB 拉紧拉头



| 型号<br>Specification | 图示<br>Figure | D    | d1 | d2 | d3   | L1 | L2 | L   | theta | G   | SW | 重量<br>Weight |
|---------------------|--------------|------|----|----|------|----|----|-----|-------|-----|----|--------------|
| BT30- 45-MT2        | A            | 16.5 | 11 | 7  | 12.5 | 23 | 18 | 105 | 45°   | M10 | 13 | 0.07         |
| BT40- 45-MT3        | A            | 23   | 15 | 10 | 17   | 35 | 28 | 110 | 45°   | M12 | 19 | 0.10         |
| 45-MT4              | A            | 23   | 15 | 10 | 17   | 35 | 28 | 110 | 45°   | M16 | 19 | 0.10         |
| BT50- 45-MT5        | A            | 38   | 23 | 17 | 25   | 45 | 35 | 165 | 45°   | M20 | 30 | 0.65         |
| SK30- 15-MT2        | B            | 17   | 13 | 9  | 13   | 24 | 19 | 105 | 15°   | M10 | 14 | 0.07         |
| SK40- 15-MT3        | B            | 23   | 19 | 14 | 17   | 26 | 20 | 103 | 15°   | M12 | 19 | 0.10         |
| 15-MT4              | B            | 23   | 19 | 14 | 17   | 26 | 20 | 113 | 15°   | M16 | 19 | 0.10         |
| SK50- 15-MT5        | B            | 36   | 28 | 21 | 25   | 34 | 25 | 145 | 15°   | M20 | 30 | 0.65         |

# SF-MACHINE

Shrink-Fit Principle  
电磁诱导加热原理 (热胀冷缩)

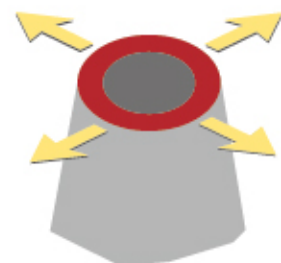
## 快速加热原理 / Heating

由加热器内之感应线圈, 产生高频电磁波使刀杆感应电流而快速加热, 使刀柄内孔扩张, 提升换刀效率。  
When the induction coils works with electricity, the shank of the tool holder which was placed into the coils heating system, is heated and expands.

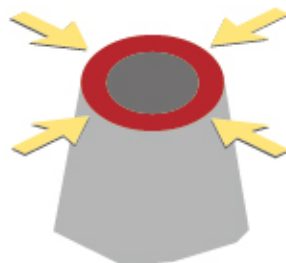
## 冷却原理 / Cooling

利用空压机之强制降温冷却, 使刀杆能迅速到达常温状态。(冷却时间与空压机马力大小成反比)  
Cooling with compressed air to room temperature. (Cooling time is inversely proportional to the power of air compressor)

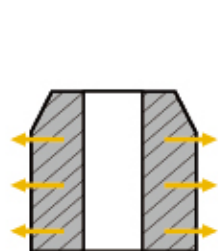
例: BT40-SF8-90



加热10-12秒  
Heating Time:10-12"

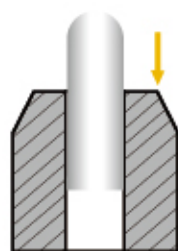


冷却120秒  
Cooling Time:120"



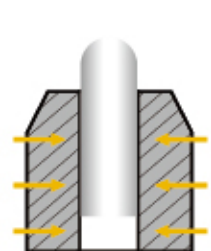
### 加热 Heating

将刀具置加热器内加热, 时间约20-24秒  
Place tool holder in heating machine 20-24s for heating



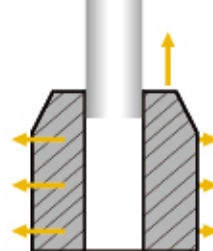
### 置入刀具 Inserting

将刀具置入加热膨胀后的刀柄  
Put the shank of the tool into the expanded holder



### 固定夹持 Cooling

温度冷却收缩后的刀柄, 可稳固夹持刀具  
Cool the holder and clamp the tool



### 取出 Removing

刀柄在加热膨胀后, 可轻易取出刀具  
Heat the holder and remove the tool

## 操作便利安全 / User-Friendly With High Security

刀杆被加热至换刀温度后, 约五秒后自动开启送风装置冷却刀杆, 不必移动加热器, 提高操作之安全性。  
When the holder is heated to the temperature to remove the tool, the cooling system will be switched on automatically. No bothering to remove the heater.

# SF-MACHINE

Operating inductions & Notice for SF-3500  
SF-3500电磁感应热缩机简介及注意事项



合金钢/不锈钢  
兼容  
Achieved  
Alloy & Stainless steel

3秒  
刀具直径Φ6  
Quick Change in 3S  
For Tool Φ6

| 型号<br>Specification | 加热时间<br>Heating Time | 冷却方式<br>Cooling   | 输出电源<br>Voltage          | 瞬间输出最大功率<br>Power | 适用刀具材质<br>Material of Tools | 范围<br>Range | LxWxH<br>(mm) | 重量<br>Weight |
|---------------------|----------------------|-------------------|--------------------------|-------------------|-----------------------------|-------------|---------------|--------------|
| SF-3500             | 3-15"                | 风冷<br>Air Cooling | SINGLE-PHASE<br>220V/25A | 3500W             | 钨钢<br>Carbide               | Φ3~Φ25 mm   | 600x500x800   | 41KG         |

## Induction Head 底座圆筒

型号  
Specification

SFYT (标配 With)

用途: 用于安放刀柄底座的基体  
Base for different sizes of tools



## Tool Holder Adapter 刀柄底座

型号  
Specification

HSK 60-SF

63-SF

BT 30-SF

40-SF

50-SF

(选配)  
(For choice)

注: 以上五款任选一款作为标配  
Remark: You can choose 1 from above 5 styles as accessory



型号  
Specification

AD-DSF (选配 For choice)

用途: 用于固定不同规格的刀柄  
For different sizes of holders



## Clamp For Tools 铣刀弹簧卡片

型号  
Specification

SFTH-4

SFTH-6

(选配)

SFTH-8

(For choice)

SFTH-10

SFTH-12



用途: 用于置入、取出刀具用, 并可设定刀具长度  
For inserting and removing the cutting tools from tool holder; Setting either the overhang length or insertion length of the cutting tool.

## Clamp Ring 卡簧钳

型号  
Specification

SFQZ (选配 For choice)

用途: 用于铣刀弹簧卡片的夹持操作  
Supporting holder during tool changes



# SF-MACHINE

Operating inductions & Notice for SF-3500  
SF-3500电磁感应热缩机简介及注意事项

## 电源配线及使用前的准备工作 Requirement For Power & Preparations

- 此感应热缩机为220V (不可高于240V或低于220V) 单相电源。接入电源线必须要6平方，一个外接单独空气开关。(最好通过稳压器接入)。
- 外接电源必须配备接地线。(确保做好接地线工作，如未做好接地线操作此机器，可能危及机器和操作人员的安全)。
- 请使用单独电源开关，不可与其他设备共用同一电源开关，避免影响其他设备的正常运作。
- 接入的空气必须做好油水分离，否则会产生机器故障和缩短刀柄寿命。
- 机器开机前请把空气接入机器右面的接气口。
- 机器必须被安装在坚固及平坦的工作台上，不会有震动和倾倒的危险，并保持干燥与整洁(感应加热机必须防止潮湿和灰尘)。工作台上不可放置易燃物品，远离火源。
- 请勿放置在加工机旁，因为运转中的机器会产生油雾水汽，容易进入机器内部，使电磁感应热缩机无法保持干燥与清洁影响机器寿命。
- 注意：电磁感应线圈头部升降必须开机才能移动。
- 把供电电线设置于人不会被绊倒或碰触的地方。
- 此电磁感应热缩机的操作是相当简易的，然而某些基本条件是必须被遵守的，如未遵守操作步骤或未经过培训的人员操作，仍然会产生以下危险情形：(1) 电击 (2) 燃烧 (3) 烫伤 (4) 不利健康 (5) 损坏刀具和机器。因此请仔细阅读使用说明及确保依照升序操作，以确保您的安全以及避免资产的损失。

■ This machine requires a 220 VAC (< 240 VAC), single phase. One extra air switch connected with the voltage stabilizer is needed. The Dia of wire should not be less than 2.76mm

■ The power cord must be plugged into a properly grounded outlet (3-prong). Operating the unit without a proper ground may cause death or injury, or damage to the machine.

■ In order to avoid the running of other machines, please connect this machine with one unique power switch.

■ Make sure the inlet air be clean and dry, or the working life machine and tool holders will be reduced.

■ Get the air inlet tube connected with this machine before running.

■ This machine requires a level and stable surface for proper operation. Keep it dry and clean.No flammable materials around.

■ Keep it in a place with good ventilation to promise a long tool life of this machine.

■ Note: Move the inductio head only under the machine is running normally.

■ Position the power cord in a proper way to avoid a tripping hazard for personnel.

■ This machine is safe and easy to operate. Despite that, there is still some danger if it is operated incorrectly and/or by untrained personnel. 1) electric shock 2) burn 3) scald 4) Unhealthy 5) Damage to tools and machine. So, please fully read and understand this manual before your operation.

# SF-MACHINE

Operating inductions & Notice for SF-3500  
SF-3500电磁感应热缩机简介及注意事项

## 特殊安全预防事项 Safety Precaution

- 本机器使用220V单相电源，不可使用其他电压，否则会损坏机器。
- 加热使用过程中，禁止移动电磁线圈，以免线圈烧坏或者主板烧坏。(加热过程中禁止抬上或者往下移动电磁线圈)。
- 第一次使用前，请仔细阅读并了解此操作说明，特别是安全注意事项，此操作说明需放置于操作人员易于去之处。(关于此操作说明之图解及说明，本公司保留所有权，对于技术上，连同外观视觉上的改变无需事前告知)。
- 装置心律调整器的人请不要操作此机器并远离本机器2公尺以上。
- 请全程戴着防护手套操作。(刀柄高温锐利，请小心操作不要赤手触摸)。
- 机盒内有高压电，请不要自行拆解，避免电击。(关机后仍有残留电压，请注意)非本公司授权的技术人员，严禁拆解机器！自行拆解机器，将免除本公司的任何责任及保证要求。
- 本机使用中需适度散热，请置于通风良好的场所使用。
- 操作电磁感应热缩机，请一定要穿着鞋子以确保安全。(严禁赤脚操作，并且确保做好电源接地工作)。
- 电磁感应热缩机请放置于稳固的工作台上，并保持工作台面干净整洁，避免潮湿及重击。
- 金属物品接近感应器内时会非常快速加热，故操作时请勿佩戴手表、饰品。
- 使用时请远离火源及易燃物品，以策安全。
- 此电磁感应热缩机特别设计与试用，操作需要有熟练的技巧，请训练专人操作，训练新人务必要有熟练人员陪同教导。

This machine is designed to work with shrink fit tool holders made from alloy steel and stainless steel.

■ This machine is meant for shrinking fitting tools with carbide shanks (dia 3 mm to 32 mm). The out diameter of tool holder shall not be smaller than 45 mm.

■ When the insertation of tools failed, please re-heat after cooling the tool holder. Re-heating without cooling will damage the tool holder as well as the machine.

■ Dial under heating model only. And dial under cooling model only.

■ As the induction head packed with plastics, please make sure the hot tool holder and tools no touch with it, or it will get burnt.

■ This machine is for shrink-fit tool holders only, please don't use it for others. If it is used improperly, DEREK is not going to take any responsibility for it.

## 加热时间参考表 Table For Heating Time

| 壁厚T/规格MM<br>Thickness of Holder | 合金钢/秒<br>Seconds for Alloy | 不锈钢/秒<br>Seconds for Stainless Steel |
|---------------------------------|----------------------------|--------------------------------------|
| 1.5(4-12)                       | 3                          | 7-8                                  |
| 3.0(4-8)                        | 4-5                        | 8-10                                 |
| 3.0(10)                         | 5-6                        | 8-11                                 |
| 4.0(12)                         | 6-8                        | 8-11                                 |
| 6.5(4-8)                        | 10-12                      | 9-12                                 |
| 6.5(10-12)                      | 11-13                      | 9-12                                 |
| 6.5(14-25)                      | 11-15                      | 10-14                                |
| 8.0(14-25)                      | 13-17                      | 10-15                                |
| 10(25)                          | 15-20                      | 15-18                                |

\*以上时间仅供参考，以实际操作为准。Actual heating time depends on the diameter, material and some other factors.